

Англійська мова

Пахомова Т.Г., Бондар Т.І.

Англійська мова (3-й рік навчання)

підручник для 7 класу загальноосвітніх навчальних закладів

Зворот титулу

Умовні позначення	
Let's talk	Давайте поспілкуємося
Let's listen	Давайте послухаємо
For my folder	Для мого учнівського дощю
	CD містить цей матеріал
	Вправи підвищеної складності
	Робота в парах
	Робота в групах
	Підказка в граматичному довіднику

Любий друже!

Вітаємо тебе у новому навчальному році! Сподіваємося, що за два роки роботи над англійською мовою ти подружився з підручником "Joy of English". На третьому році навчання ти продовжиш пізнавальну подорож у світ англійської мови. Ми врахували твої побажання та включили до підручника цікаві для тебе теми.

Для кращого розуміння особливостей роботи з підручником пояснимо складові уроків, які містяться в колоннитулах.

Check-in	нові слова та краєзнавча інформація
Language	мовний та мовленнєвий (граматичний) матеріал
Everyday English	необхідні фрази для повсякденного спілкування
Get fit!	тренувальні вправи
Overheard	вправи на слухання
Facts and fiction	тексти для читання
Words in action	лексичні вправи
Try it out!	тестові завдання
Revision	вправи на повторення

У розділі **Grammar** (граматичний довідник) знаходиться необхідний граматичний матеріал у таблицях. Важливі для розуміння правил поняття виділено курсивом або жирним шрифтом. Кожне правило проілюстровано прикладом. Правила супроводжуються віршованими формами та малюнками.

Розділ **Extras** (для додаткового опрацювання) містить два цікаві проекти: захоплюючу історію «Легенда про короля Артура» для читання та п'єсу «Кентервільський привид», де ви спробуєте себе як актори.

У кінці підручника знаходиться розділ **Vocabulary** (поурочний словник), який допоможе дуже швидко знайти значення слова. Поурочний словник містить слова у порядку вживання у текстах уроку.

Розділ **Dictionary** (словник) містить слова в алфавітному порядку.

Бажаємо успіхів у вивченні англійської мови!

Автори і видавництво

Любий друже!

Вітаємо тебе у новому навчальному році! Сподіваємося, що за два роки роботи над англійською мовою ти подружився з підручником "Joy of English". На третьому році навчання ти продовжиш пізнавальну подорож у світ англійської мови. Ми врахували твої побажання та включили до підручника цікаві для тебе теми.

Для кращого розуміння особливостей роботи з підручником пояснимо складові уроків, які містяться в колоннитулах.

Check-in	нові слова та краєзнавча інформація
Language	мовний та мовленнєвий (граматичний) матеріал
Everyday English	необхідні фрази для повсякденного спілкування
Get fit!	тренувальні вправи
Overheard	вправи на слухання
Facts and fiction	тексти для читання
Words in action	лексичні вправи
Try it out!	тестові завдання
Revision	вправи на повторення

У розділі **Grammar** (граматичний довідник) знаходиться необхідний граматичний матеріал у таблицях. Важливі для розуміння правил поняття виділено курсивом або жирним шрифтом. Кожне правило проілюстровано прикладом. Правила супроводжуються віршованими формами та малюнками.

Розділ **Extras** (для додаткового опрацювання) містить два цікаві проекти: захоплюючу історію «Легенда про короля Артура» для читання та п'єсу «Кентервільський привид», де ви спробуєте себе як актори.

У кінці підручника знаходиться розділ **Vocabulary** (поурочний словник), який допоможе дуже швидко знайти значення слова. Поурочний словник містить слова у порядку вживання у текстах уроку.

Розділ **Dictionary** (словник) містить слова в алфавітному порядку.

Бажаємо успіхів у вивченні англійської мови!

Автори і видавництво



Unit 1		What's your game?
Check-in	Let's listen: Last weekend	8-9
Language	Let's talk: Where were you?	10-11
	simple past → G2-4	
Everyday English	For my folder: My own profile	12-13
	Going to a match	
Get fit!	Mediation and communication: Hurling	14
	For my folder: My favourite photo	
	→ Presentation skills: Presenting a sport	
Overheard	Let's listen: Which game is it?	15
	Let's listen: At the match	
Facts and fiction	Sounds: Two tongue twisters	16-17
	A match to remember!	
Words in action	Words and phrases: Sports	18-19
	Let's look: A crazy game	
Try it out! 1	The Tour	20-21
Unit 2		Out and about in London
Check-in	Let's listen: Sounds of London	22-23
Language	Let's talk: Let's spend a day in London	24-25
	simple past → G2-4	
Everyday English	prop word 'one/ones' → G5	26-27
	Getting around in London	
Get fit!	Mediation and communication: The Tower	28
	For my folder: A brochure	
	→ Reading skills: Skimming The 1666 Great Fire of London	
Overheard	Let's listen: Out and about in London	29
	Let's listen: What does it mean here?	
Facts and fiction	Voices of London	30-31
Words in action	For my folder: A dream job	32-33
	Words and phrases: London Let's look: Questions from visitors	



Try it out! 2	Young people in London	34-35
Revision 1	simple present, simple past	36-37

Unit 3 Here we come!

Check-in	Let's listen: Voices from the South For my folder: South England	38-39
Language	modal verbs: can/can't, must/mustn't → G6 Reading signs and measurements	40-41
Everyday English	Mediation and communication: Out and about	42-43
Get fit!	→ Speaking skills: Being polite on the flight, at the airport	44
Overheard	Let's listen: Your passport, please! Let's listen: A cigarette smuggler? Sounds: [f] and [w]	45
Facts and fiction	The courier	46-47
Words in action	Words and phrases: On holiday Let's look: On the beach!	48-49
Try it out! 3	Ready to be scared?	50-51

Unit 4 Let it out!

Check-in	Let's listen: That's so unfair! Let's talk: When I'm frustrated	52-53
Language	will-future → G7 For my folder: A change of place?	54-55
Everyday English	Asking for help Mediation and communication: The British school system	56-57
Get fit!	→ Writing skills: Personal writing diary, e-mail, text message, letter, note, poem	58
Overheard	Let's listen: Strict parents? Let's listen: A new friend	59



Facts and fiction	Slam stars → Poetry skills: Pictures in poems → Presentation skills: Presenting a poem	60-61
Words in action	Let's look: The same or different? Words and phrases: Little poems	62-63
Try it out! 4	Cheap children	64-65
Revision 2	modal verbs, will-future	66-67

Unit 5

Screen shots

Check-in	Let's listen: The script Let's talk: The best film!	68-69
Language	some, any → G6 For my folder: Rob's diary	70-71
Everyday English	Asking for help and information Mediation and communication: About the Pink Panther For my folder: A 'polite' poster	72-73
Get fit!	→ Reading skills: Expressive reading My best enemy	74
Overheard	Let's listen: An interesting role Let's listen: Is it a draw?	75
Facts and fiction	Sounds: [ɔv], [ʌv], [eɪ] and [ɪɪ] The Hound of the Baskervilles For my folder: The important facts	76-79
Words in action	Words and phrases: media, programmes Let's look: Sherlock's room	80-81
Skills in action 1	A picture story	82
Skills in action 2	Working with adverts	83

Unit 6

Screen shots

Check-in	Let's listen: Sounds of Kyiv Let's talk: Let's spend a weekend in Kyiv	84-85
Language	Present perfect Let's talk: a class survey	86-91



Everyday English	Talking about my culture Mediation and communication: Museum of folk architecture and crafts For my folder: A brochure	92-93
Get fit!	Scanning a text: Borshch recipe Summer Compote recipe	94
Overheard	Let's listen: Things you need to lay the table Let's listen: What does it mean here?	95
Facts and fiction	Teenage Kyiv For my folder: My pastime	96-99
Words in action	Kyiv words Let's help: Visitors to Kyiv Some more tips	100-103
Try it out!	Young chefs	104-105
Revision 3	Simple past, present perfect	106-107

Grammar

108-121

Extras

Two projects

A reading project	The legend of King Arthur → Picture skills → Reading skills → Text skills	122-131
A play project	The Canterbury Ghost → Text skills → Group skills	132-139

Vocabulary

Vocabulary		140
Dictionary	English-Ukrainian	177-201

Unit 1 What was your game?



1 Twickenham: The home of rugby

DO YOU KNOW?

- In the 18th century in England there were a lot of football school teams. One of these schools was Rugby School. Because of the school name we call this game rugby or rugby football.
- Rugby is like American football but the players don't wear hard helmets during the game.
- A rugby ball is more like an egg than a football.
- Each team has 15 players. They carry, pass, catch or kick the ball.
- England's home stadium is in Twickenham, London. There is a museum where you can learn more about this exciting sport.



1 Team sports

- a) What are they playing/doing/wearing in photo 1? Use the fact box and the list of new words.
- b) Read the fact box and complete the text.

There are ... players in a rugby team.
Rugby is like In Twickenham there is a

The game was good.
The schools were good at it.
There was a match.
There were many rugby teams. G2

WORDS

to bat [bæt]
bat [bæt]
glove [glʌv]
rugby boot [ˈrʌɡbi ˈbu:t]
grass [grɑ:s]
fact box [ˈfækt bɒks]

▶ We form the simple past of regular verbs by adding **-ed**.
In the 19th century in England they played a lot of football.

We form general questions with the help of *did*.
Did they play rugby in Ukraine then?

Short answers:

Yes, I/ you/ he/ she/ it/ we/ they did.

No, I/ you/ he/ she/ it/ we/ they didn't.

When did football start in this country?

Why did you like it?

We use the simple past for actions which finished at a stated time in the past

Last weekend we watched our favourite club.

or for actions that happened one after the other.
When the match finished we celebrated the victory.

Time expressions used with the simple past:

yesterday, then, last night/ week/ month/ year,

a year/ a week/ a month/ ago

two days ago, in 2013, When (in questions).

For my more practice see Exercises 2-3 in your Workbook.

→ G4

1 Get it right! (→ p. 5/ex. 4-6)

Look at pages 8/9 again and correct these sentences about rugby and baseball.

Example: They play a lot of rugby in America. – That's wrong. They **don't play** a lot of rugby in America. They **play** a lot of rugby in England.

- | | |
|---|---|
| 1. Rugby players wear hard helmets. | 5. Rugby players wear long trousers. |
| 2. A rugby team has 11 players. | 6. Wrigley Field is a rugby pitch. |
| 3. A rugby ball looks like a football. | 7. The Chicago Cubs play for New York. |
| 4. We call it rugby or 'Rugby School Ball'. | 8. Fans can watch the game from the road. |

2 More rugby! (→ p. 6/ex. 7)

The reporter asks Dave and Nancy more questions. Find their questions and answers.

Example: 1. Where do you live in London? – e. Near Twickenham Stadium.

1. Where	+ does + do	+	you live in London?	+	a. Baseball, but we don't play it.
2. What			they play there – baseball?		b. At our youth club.
3. Which			you like better, baseball or rugby?		c. Sport is dangerous!
4. Why			no one in Britain watch baseball?		d. Derrek Lee, of course!
5. Where			your team play in London?		e. Near Twickenham Stadium.
6. Who			you like best in our team?		f. No! Rugby football.
7. What			it say on his bat?		g. Because there are no national teams.

3 Beach volleyball

Complete the text. Choose the right form of the verbs in the simple present.

OK, so you ... (*want*) to look cool, listen to 'cool' music and stay fit at the same time. The answer is beach volleyball. It ... (*not have*) a lot of rules. As in volleyball two teams ... (*play*) on a court with a net across it. But in beach volleyball they ... (*have*) a shorter court and the players ... (*not play*) on a hard floor, they ... (*play*) on sand. The teams ... (*play*) two games. They ... (*not have*) a goal or goalkeeper. One player ... (*hit*) the ball from the back line. The teams ... (*try*) to 'kill' the ball in the other team's court. The players ... (*use*) hand signals so that the others in their team ... (*know*) what they want to do.



4 A really nice bloke!



Full name: Derrek Leon Lee
 Date of birth: 09/06/1975
 Place of birth: Sacramento, California
 Team: Chicago Cubs
 Height: 6' 5"
 Weight: 245 lb

▶ 09/06 (AE + Internet) → 6th September
 06/09 (BE)
 6' 5" → 6 ft (feet) 5 in (inches)
 1lb (pound) → 450 g (grammes)

Look at Derrek Lee's profile. Read the information to your partner. Make sentences. Start like this: Derrek Lee's full name is ...

5 A popular player (→ p. 6/ex. 8)

Read the text about Paula George. Make a profile for Paula.



RUGBY FOOTBALL UNION

Women's Rugby

Paula George is a very popular rugby player in England. She plays in the women's English national team. She was born 29 years ago on 20th October in Abergavenny, in Wales. Her height is 5 ft 10 in. Her weight is 167 lb. That's about 76 kg. Paula first played rugby for England when she was 26. She is also a teacher at a school near London.



6 Some personal questions

Write a profile for your partner.
 What questions can you ask?

- ▶ What's your full name/height/weight/ ... ? •
 What's your date of birth? • When were you born? •
 Where's your place of birth? • Where ... ?

7 For my folder: My own profile

You want to help in a youth club near your house. They want some information about you.

Write your own profile with your name/age/date of birth/place of birth.

Add more information. Tell them about your school/hobbies/favourite sports/plans for the future. Don't forget your photo.

Name:

Age:

Date of birth:

Place of birth:

School:

Hobbies/sports:

Plans for the future:



At a football match

Before a match



At a match



After a match


D1, 2  1 Let's listen: Words and phrases (→ p. 7/ex. 9)

a) Listen and practise in your group.



b) Imagine you are at a match with an English friend. Prepare a short dialogue before, at or after the match. Record your dialogue.

D1.3a  2 Let's talk: Where were you?

 Practise the dialogue with a partner. Try to speak like
Dove and Nancy:

Nancy: How was your weekend?

Dave: It was great.

Nancy: Where were you?

Dave: I was at a rugby match between the London Wasps
and the Sale Sharks.

Nancy: How was it?

Dave: Cool. There were thousands of people at the match.

Nancy: What was the score?

Dave: Two goals to one.

cricket/animals/...

sport/a good film/music/...

watch TV/go to the cinema/go to the café/...

football/the zoo/...

go skating/play baseball/...

a match/the rugby club/the river/...

3 Mediation and communication: Hurling (→ p. 7/ex. 10)

a) Imagine you are doing a project about hurling. Read this information from the Internet:

HURLING



A popular Irish sport: From history of hurling

The Celts brought hurling to Ireland over two thousand years ago.

Hurling is like hockey and Gaelic football but it is older than these

games. There were 15 players (hurlers). They played with sticks

(hurleys) which were like hockey sticks, only larger. Players tried

to hit the ball (sliotar) into the goal, which looked like a big 'H'. A

goalkeeper from the other team tried to stop them. If the ball went into the

goal, they scored three points. If it went over it but through the top part


of the 'H', then they got one point. Today, hurling is popular throughout the

world. It is the fastest field game in the world: Only hockey on ice is faster!

The field is around 137 metres long and 82 metres wide. In hurling you can

have the ball in one hand but you can only go four steps with it. And you

mustn't pick the ball up or throw it with your hand.

D1.3b  b) Listen and correct the sentences.

1. The Celts brought hurling three thousand years ago.
2. There were 13 players.
3. They played with clubs.

c) Search the Internet and find facts about Hurling today.

4. Clubs were like nets.
5. Players hit the ball into a hole.
6. The goal looked like a big 'F'

4 For my folder: My favourite photo

Find some pictures of you and your friends and write about them.

Where were you? What did you do?

Who did you do it with? How was it?



This is a photo of me in our team. I played football for my club. I hit the ball. I tried to hit a goal. The other boy tried to ...

PRESENTATION

S K I L L S

Get ready with your presentation

- What is interesting for your classmates? Interview them and get some ideas.
- Collect the information, facts, and pictures... You can use the Internet.
- Make a plan. How long will be your presentation? What pictures and charts can you use? What can you draw/write on the board?
- Write the words you need in your vocabulary.
- Make some notes. What can you say in the beginning and the end? Use different pictures

Making a presentation

- Check if you have everything you need: pictures with notes, charts, graphs...
- Write new words on the board. Useful phrases can help you a lot.
- Introduce your topic.
- Speak clearly, distinctly, and loudly.
- Make sure that your classmates understand you.
- Ask your classmates if they have any questions.
- Answer their questions and thank them for their attention.

1 A talk on sport (→ p. 2/ex. 11)

a) Make a poster and prepare your talk about a sport.



► Useful phrases for a talk:

1. Today I'd like to talk about ...
2. My favourite team is ...
3. The players are wearing ...
4. The players must try to ...
5. At the top of the poster you can see ...
6. At the bottom, here, there's a ...
7. And on the left/right ...
8. I hope you liked the talk. Are there any questions?
9. Thank you to all of you.

b) Present the sport to your class. Use the useful phrases in the box.



2 How was it?

Discuss the talks in class.
Look at the box for ideas.

How can you make the talk better?

You can make suggestions but remember to be polite!

Did the speaker speak slowly/clearly enough?

Were the facts interesting?

Were important facts missing?

Could he/she answer the class's questions?

Were the pictures good?

D1.4 **1 Let's listen: Which game is it?**

Listen to the three descriptions of games. Which games are the people talking about?

- a. American football b. rugby c. football
- a. rugby b. baseball c. hockey
- a. badminton b. tennis c. beach volleyball

D1.5 **2 Let's listen: At the match** (→ p. 9/ex. 12, 13)

- Look at the photos. Where are Tess and Trina? Which sport are they watching?
- What happens to Tess and Trina?



c) Act the dialogue between Tess, Trina and the second young man. Use the phrases from the box.

Excuse me! I think ... Yes, of course. Row ...
 But we've got ... I'm sorry but you're
 Could you check ... sitting in row ...
 please? Oh, no. Sorry!
 No problem.

D1.6 **3 Let's listen: Football - facts and figures** (→ p. 10/ex. 14)

a) Complete the sentences with the right figures.

- Football started in China around ...
- They made the goal with ... high posts.
- In Britain they played a game like football in the ... century.
- There were ... English clubs in the first FA Cup.
- Today ... people play football.
- The largest football stadium in Britain (Wembley Stadium) has ... seats.
- The world's largest football stadium is in Barcelona, Spain, with seats for ... people.

200 BC
 98,800
 15
 12th
 90,000
 250 million
 2

b) One group writes a figure on the board. The others must add to it.
 Example: **200 BC** – Football started.

D1.7 **4 Sounds: Tongue twisters**

- Fifty famous football fans found foreign fields fantastic.
- Brilliant British baseball batter bangs ball behind Boston bully's back.

A match to remember!

D1
3-11

A Last Wednesday Sarah came home with her friend Leo after football practice. But she couldn't find her key. "Oh, no! I've left my key in my other jacket." It was nearly five o'clock and her mum wasn't home yet. She and Leo sat down on the doorstep and Mr Barnes from next door saw them. "Hello, Sarah," he said. Sarah didn't like him. He was really old and he never smiled. Every week he moaned to Sarah's mum about something. Sarah's cat dug up his plants or Sarah's music was too loud. "He's a nice old man," said her mum. "He's just very lonely. I feel sorry for him." And sometimes she gave him a pot of jam. He invited Sarah and Leo to wait in his house until her mum came home. "Would you like to wait in my house, Sarah? I can make you some hot chocolate." It was cold and wet on the doorstep so Sarah said "Thank you" and wrote a note for her mum.

Mum! I forgot my key.
We're next door with Mr Barnes.
Love, Sarah

B In Mr Barnes's living room Leo saw an old photo of a football team. "Where are you in this picture, Mr Barnes?" Leo asked. "Oh, I didn't play for that team, Leo. That's Start (Dynamo Kyiv + Lokomotiv). I saw them in July 1945. They played against All-Star team from the German armed forces. That was a match to remember." "Why?" asked Sarah. She felt happier now. "Well," said Mr Barnes. He smiled as he remembered:



Start (Dynamo Kyiv + Lokomotiv) **2**



The last line of defense **1**

C "When the Nazi occupied Ukraine, several members of the Dynamo team played amateur football. During Kiev's occupation, the Germans spotted the team. They invited them to play against an army team. The team played under the name of 'Start'. There were eight players from Dynamo Kyiv and three players from Lokomotiv Kyiv", said Mr Barnes.

"Start? Not Dynamo?" asked Sarah. "That's the way it was. In July and August 1942 'Start' played a series of matches against the Germans," said Mr Barnes. "How was the game?" asked Leo. "On July 12 'Start' won. Then the Germans selected the stronger army team for the next match on July 17", said Mr Barnes. "Oh, no!" exclaimed Leo. "And 'Start' won by 0-6. But that wasn't all."

On July 19 'Start' defeated the Hungarian team by 5-1", said Mr Barnes. "How brilliant! So 'Start' won all the games!" exclaimed Sarah. "'Start' was good! They saw it and announced a match for August 6 against a 'most powerful' German team", said Mr Barnes. "That's unfair!" said Sarah. "'The 5-1 result was a shame for the German team", said Mr Barnes. "The Germans arrested and killed the players". The story inspired three films: the 1961 Hungarian film drama *Two Half Times in Hell*, the 1981 American film *Escape to Victory* and the 2012 Russian film *Match*.



A goalkeeper is alert

D Suddenly the doorbell rang. It was Sarah's mum. "Thank you for the hot chocolate, Mr Barnes," said Leo. "Yes, and for the interesting story," added Sarah. A week later Sarah asked her mum, "Can I take this pot of jam to Mr Barnes after football this afternoon?"

1 Before you read: Think back!

Can you talk about a 'match to remember'? Where and when was it? What happened?

2 That can't be right!

Read the story again and correct these sentences.

- Sarah sat down on the doorstep because she wanted to read her magazine.
- Sarah's mum moaned about Mr Barnes's cat.
- 'Start' played against Greenwich.
- There was only one match against the German army team.
- 'Start' lost one game.
- The 'strongest' German team got six goals.



3 The parts of the story (→ p. 11/ex. 15)

There are four parts to this story, A-D. Match the titles with the parts.

The matches

Sarah's neighbour

A new friend for Sarah

An old photo

4 Sarah and her mum

What did Sarah and her mum talk about when they got home?

What do you think?

Finish the dialogue with your partner.

Mum: Why did you ... ?

Sarah: Because I ...

Mum: Was Mr Barnes nice?

Sarah: ...

WRITING PRONUNCIATION

SKILLS

Sounds: 't', 'd' or 'id' at the end?

Listen to the text again. Write the regular verbs in the past form in your notebook. Make three columns and put the verbs in the correct list.

t	d	id
asked	played	...

3 Mind maps (→ p. 12/ex. 16)

- a) Draw four mind maps, one for each sport. Match the phrases in the list with the sports mind maps. Add more words and phrases.



kick the ball • goalkeeper ✓ • Chicago Cubs • batter • carry the ball • first base • court • America • a run • pitch ✓ • Wrigley Field • sand • England • goal post • like an egg • Twickenham • amateur • pass the ball • most popular sport • look cool • 11 players • 'Start' • hand signals • bat



- b) Choose one of these sports and write three or four sentences about it. Don't use the name of the sport. Read the text to your partner. Can he or she guess the sport?

4 Verbs and nouns (→ p. 12/ex. 17, 18)

- a) In English a lot of 'sports' verbs have a noun which is the same. There are a lot of them in Unit 1. Find more words and make a list.
- b) Words for people often add '-er' or '-or' to the verb (score → scorer, bat → batter). Find more words and make a list.

verb	noun
to pass	a pass
to throw	a throw
to kick	a ...
...	...

verb	noun
to pitch	a pitcher
to ride	a rider
to play	a ...
...	...

5 For my folder: My favourite sport

Find or draw a picture of people playing or doing your favourite sport.

I played beach volleyball a lot last summer. There were several friends. That's me and my brother. I tried to hit the ball. My brother stopped it with his hands, because he is taller than me.



YOU CAN ALREADY

- ✓ Give information to people about your favourite sport, sportsman, sport team.
- ✓ You can teach your friend game rules.
- ✓ Describe the match you watched on TV or at the stadium.
- ✓ Explain to your friend how to play volleyball, football, baseball, hurling.
- ✓ Describe pictures from sport magazines.

The Tour

Fans of the 'Tour de France' call it the 'Tour'. It is the most famous bike race in the world.

It's very dangerous, too. Every year there are accidents. Most of them are not really bad. But in 1995 an Italian rider crashed at 88km an hour. He died.



This was probably because he didn't have his helmet on. Now all riders must wear helmets at all times during the race.

The 'Tour' is the most difficult bike race in the world. The rules are difficult, too. But we'll try to explain some of them. There is a race nearly every day during three weeks in July. The men ride in teams. They ride for more than 3,000 kilometres. The race ends in Paris.

Sometimes the 'Tour' goes into other countries, for example, to Spain, Germany or the UK.

There are three different groups of races:

1. A race where all riders start at the same time.
2. A time race for each rider.
3. A time race for each team.

There are other competitions in the 'Tour', too. But the race for the yellow jersey is the most important. The man with the shortest time for all the races together wears it in the next race.

A Reading

1 Read the text and complete.

a. The text is ...

- 1 an interview. 2 a picture story. 3 a dialogue. 4 a magazine article.

b. The text is about ...

- 1 a football match. 2 a road accident. 3 a road race on bikes.

c. The rider who gets the yellow jersey is ...

- 1 the rider with the most points. 3 the fastest French rider.
2 one of the riders in the fastest team. 4 the man with the shortest time for all the races.

2 Complete the sentences.

a. Fans call it the ...

d. Now all riders must wear ...

b. Every year there are ...

e. There are three different groups of ...

c. In 1995 an Italian rider ...

f. The race for the yellow jersey is the most ...

B Language

Find words in the text which mean the opposite of these words:

- | | |
|-------------|-------------|
| a. good | d. starts |
| b. was born | e. the same |
| c. easiest | f. longest |

C Mediation and communication

Help your friend to buy a helmet by speaking for him because he is shy to speak.

Tom: Please tell the shop assistant that I need a helmet. But I don't want to buy one. I only want to borrow one for the weekend.

You: ...

Shop assistant: No problems, we have a wide choice.

Tom: Ask him, please, if I can try the two helmets on the left.

You: ...

Shop assistant: Sure!

Tom: The blue helmet is too big but the red helmet fits really well. Ask him if I can borrow it until Monday?

You: ...

Shop assistant: I won't be on Monday here, but I'll be on Tuesday.

Tom: Please say 'thank you'. I'll bring it back.

You: ...

01 12 D Listening

Listen to the radio report and answer the questions.

- | | | |
|---|---------------------|---------------------|
| a. The riders are ... | | |
| 1 in Paris. | 2 20 km from Paris. | 3 10 km from Paris. |
| b. The weather is ... | | |
| 1 sunny. | 2 rainy. | 3 snowy. |
| c. Two riders will lose more time because ... | | |
| 1 they must wait. | 2 they are sick. | 3 they got lost. |

E Writing

1 Complete the text about the 'Tour de France'.

The 'Tour de France' is a It always ends in All riders must wear helmets because it is They ride for more than 3,000 The 'Tour' goes into other countries, for example The most important race is the race for the

2 Your opinion

Do you like the 'Tour de France'? Why/Why not?

Unit 2 Out and about in London



DID YOU KNOW?

- From a capsule on the London Eye you get spectacular views of the Palace of Westminster and Big Ben.
- The Royal Family are just some of the famous people who live in London. Their London home is Buckingham Palace.
- In the scary London Dungeon Museum you can relive some of the most terrible events in the history of London – even the Great Fire of 1666.
- Don't wait in bus queues or traffic jams. 'Tube' trains are much faster. On the Tube you'll go far!
- Most people heard of Harrods but London has over 40,000 other shops – some of the trendiest are in the King's Road.
- They built the Tower in the 11th century. It's one of the oldest buildings in London. You can see the most valuable jewels in the world there: the Crown Jewels.



1 Remember London

- What do you remember about London? Make a mind map.
- Match the captions with the photos.

D1 13



2 Let's listen: Sounds of London

Look at the photos and listen. Where are the people?

Example: 1. The people are at Buckingham Palace.



2



3



4

At the London Dungeon Museum
 On the London Eye
 At the Tower of London
 In the London Underground (Tube)
 In a department store
 The Royal Family at Buckingham Palace



5



6

3 Facts and photos (→ p. 15/lex. 1, 2)

a) Match the nouns and adjectives with the photos.

Example: Photo 1: Some of the views are ...

b) Choose one photo and talk about it.

museums • spectacular • valuable •
 old • fast • famous • trendy •
 Tube trains • shops • scary •
 buildings • views ✓ • jewels •
 people

4 A city of superlatives

Collect superlatives for London.

Example: London has one of the scariest museums in Britain.

It also has some of the ...

trendiest

scariest

most valuable

...

most spectacular

5 Let's talk: Let's spend a day in London

What do you want to do, see or visit? Plan the day.
 Write notes and discuss it.

A: Let's have breakfast at ... - B: OK. Then we
 can ... / Oh, no. Let's ...

▶ 8:00 - have breakfast
 9:00 - go to Tube station
 9:30 - visit the Tower
 ...

► **Mind the use of the simple past.**

The delivery man was at Piccadilly Circus.

He delivered his pizza.

He left his restaurant at 12 o'clock.

How did he get to his customers?

Why was he unhappy?

Why did he leave his bike on the street?

He did not care about the hectic traffic.

The orders weren't fast.

Did he earn much money?

Was he happy?

→ G2-4

1 What did he do on Friday? (→ p. 16/ex. 3-5; p. 17/ex. 6, 7)

a) This story was in a local newspaper in London.

Read the text.

b) *Where was the delivery boy? Find all the places on the map at the front of your book.*

✿ c) *Read the text again. Describe the delivery boy's route using the following phrases:*

He left his restaurant at 12 o'clock. He got to the place

at Monument. He raced to the Hyde Park Station.

He arrived at Covent Garden.

► to get to
to leave
to race to
to arrive at

The fastest delivery cyclist in London

Today the police stopped the fastest delivery cyclist in London, James R. (15). Thanks to his bike, he delivered five takeouts to five different places in London within one hour.

His bicycle whizzed at nearly 20 miles per hour. He did not care about the hectic traffic on the street. He left his restaurant at 12 o'clock. He got to the place at Monument in 10 minutes and delivered a plastic takeout bag with an order of chicken and vegetables. At fifteen minutes past twelve the delivery man was at Piccadilly Circus where a young man of 19 waited for him. He delivered his pizza and sped off to the next delivery. He raced to the Hyde Park Station to get to the Hyde Park

Corner. He lashed his bike to a nearby pole with a heavy chain and stepped into the building. He exchanged a few words with the customer, who handed over £ 15.50 and a £ 2 tip. After that he raced to Marble Arch station. This place was unlucky, because the customer returned his lunch. The delivery boy got to eat it. At 1 p.m. he was at St. Paul's Cathedral delivering the last order of a sweet-and-sour chicken with green beans. Although the orders were slow, he was fast, extremely fast. Then the police stopped him. What do you think, why? Because of his electric bicycle (e-bike)? Does the law ban electric bikes from the streets? (there can be more than one answer: no helmet...)

London people



There are four women in the pictures. The oldest one is the Queen. She's the one on the right with the big hat.

A lot of rich women have homes in or near London. The ones in the pictures here are not only rich, they are famous, too.



The dark-haired one next to the Queen is an actress and the other one who is smiling is a model.

Only the Queen was born rich. The other younger ones all worked to become rich. The blonde-haired one on the left is a singer.



Naomi Campbell

Madonna

2 Who's who?

Angelina Jolie

Queen Elizabeth II

a) Do you know the names of the four famous women in the pictures? Who's who?
Example: Naomi Campbell is **the one** who is smiling.

b) Now write a short text about the men in the pictures.

Start like this: A lot of rich men ... **The ones** in the pictures ...

the youngest • the sportiest • the trendiest •
the tallest one(s) ...

▶ **The ones** in the pictures ...
... is the youngest one.

→ GS



Robbie Williams



David Beckham



Prince William



Prince Harry


3 A role play: Shopping at Harrods (→ p. 17/ex. 8)



Your partner is the shop assistant. Complete the dialogues.

A: Good morning. I'd like to buy some souvenirs for my **family**.

B: What about **some posters**? There are some **interesting ones** over there.

A: This **one** is great but it's too **long**.

B: What about that **one**? Go on, please.

people	things		
family	some posters	interesting	long
Dad	a book about the Tower	great	big
friends	some CDs	lovely	expensive
sisters	a T-shirt
brother	...		
aunt	...		



01.14 Getting around in London



Tourist: Excuse me! Can you help me, please? I want to get to the Tower.

Londoner: Yes, of course! I've got a map here. You're at the corner of Fenchurch Street and Mincing Lane. Go down Mincing Lane and turn left into Great Tower Street and walk for about half a mile. You'll see signs to the Tower. There is a church on the left near the Tower.

Tourist: Thank you! Where are the nearest toilets, please?

Londoner: There are toilets just past Mark Lane. That's the next road on your left.

Tourist: And is there a post office near here?

Londoner: Yes, there's a small one in Seething Lane, the next street on your left after Mark Lane.

Tourist: Is there an Underground station near the Tower?

Londoner: Yes, Tower Hill.

Tourist: Oh, thank you. You've been so helpful. Well, now I need a cup of coffee.

Londoner: There's a restaurant on the other side of Great Tower Street.

1 Words and phrases (→ p. 18/ex. 9)

a) Before you listen: What are these symbols on the map?

Example: Symbol number 1 is ...

1. 2. 3. 4. 5. 6.

b) Find the places in the dialogue on the map.

c) Listen and read the text again. Practise the dialogue with a partner.

2 Can you help me, please?

Imagine you are in London. Your partner has a problem/has got lost/wants a café/... Use the map and the dialogue and prepare your own dialogue.

3 Two famous capital cities

a) Compare Kyiv and London.

Example: The population of London is bigger than ... The highest tower in Kyiv is ...



KYIV

2.8 million
Great Lavra Bell Tower (96 m)
St Sophia (12th century 1011)
2,500 UAH per night
River Spre: 2,285 km
No day travel card, 167 UAH
per month for four types of
transportation

FACT FILE

POPULATION
HIGHEST TOWER
OLDEST BUILDING
MOST EXPENSIVE HOTEL SUITE
RIVER
TRANSPORT



LONDON

7.2 million
Canary Wharf 244 metres
11th century (The Tower)
£ 4,510 (€ 6,600) per night
River Thames: 346 km
day travel card: £ 6.00 (€ 8.80)

- ✿ b) Which capital city do you think is more interesting? Why?

bigger than • higher than • more expensive than • cheaper than

4 Mediation and communication: The Tower (→ p. 18/ex. 10)

Imagine your class is planning a visit to the Tower in October. There are 25 pupils and two teachers. Use the information in the brochure and answer the questions.

- Will you go with the group?
- Should the group queue and wait?
- What are the opening hours on Tuesday?
- Where can you collect your ticket?
- Do coach drivers need tickets?
- Will the teacher pay for the ticket?

THE TOWER OF LONDON

Planning your visit

ADMISSION CHARGES

Adults: £14.50
Students (with ID) and senior citizens (65+): £12.50
Children 5-16: £8.50 (Children under 5: Free)
Family ticket: £37.50 (up to 2 adults and 3 children)
Group discount: 1/5 off most (Adults £11.00, children £8.50)

Groups should not join the main queue. There is a special group ticket office where you can collect your tickets. Then just follow the signs to the group entrance. All coach drivers and Blue Badge Guides bringing groups to the Tower are admitted free of charge.



OPENING HOURS

1 MARCH - 31 OCTOBER
Tue-Sat: 09:00 - 18:00
Sun-Mon: 10:00 - 18:00
Last admission: 17:00
1 NOVEMBER - 28 FEBRUARY
Tue-Sat: 09:00 - 17:00
Sun-Mon: 10:00 - 17:00
Last admission: 16:00

5 For my folder: A brochure

Make a brochure for an interesting place in your town or area.

When is it open? How much are tickets?
Are there special rules for groups?



Kyiv Zoo
Zoo shop open
from ... to ...
Tickets ...
Tigers ...

READING

- Before you read, look at the picture. What can you see? Read the phrases in different colors and think what the text will be about?
- Skim the text and find the most important information. Ask the questions beginning with (Who?, What?, When?, Where?, Why?)

SKILLS

Example:

The Tower

In the **11th century** **William the Conqueror** **built the Tower** **on the river Thames** **to protect the city** **of London.**



One of the most frightening events in the history of London was the Great Fire of 1666. You can relive it at the London Dungeon in 'Firestorm 1666'.

Use the skills box and find out more.

The 1666 Great Fire of London (→ p. 19/ex. 11, 12)

On 1st September 1666 in Pudding Lane near the Tower of London the king's baker finished the bread for the king and his family and went to bed. But he forgot to put out the fire in his kitchen. Early the next morning he woke up suddenly. He could smell smoke. A fire had started in the kitchen. He woke his family and they escaped over the roof of the house. Soon all the houses in Pudding Lane were in flames.

A wind from the east blew the flames across the old city and the fire burnt for four days. There was no fire brigade in those days but people tried to stop the fire. They used water from the Thames. The fire destroyed 13,200 houses but most people in London were lucky. The fire killed only six of them. Many people escaped. They went down the river in boats. Later people called this fire the Great Fire of London.



D1, 15 **1 Let's listen: Out and about in London** (→ p. 20/ex. 13)

- a) Before you listen: What can you see in the photos? What can you say about the places?
 b) Listen and match the pictures with the announcements.



in the Tower 1



at a museum 2



on a boat 3



at a station 4

- c) Listen again. What should you do?


- You want to go to Greenwich. So you should ...
 - ... get on the train for London Bridge.
 - ... wait for the next train.
 - ... go to Mark Lane.
- You are Jane White's sister. Well, you should ...
 - ... collect her from the Bell Tower.
 - ... phone her.
 - ... go to the Information Desk.
- You leave the museum. You shouldn't ...
 - ... forget your bags and coats.
 - ... come again tomorrow.
 - ... come without a coat.
- You want a good photo. You should ...
 - ... buy a postcard.
 - ... take photos now.
 - ... wait.



D1, 16 **2 Let's listen: What does it mean here?** (→ p. 20/ex. 14, 15; p. 21/ex. 16)

Sometimes you hear a word in English which has two meanings. Then you need the complete sentence to get the right meaning. Listen for these words in eight dialogues:

- 1.+2. **fine** [faɪn] ● o.k. ● money punishment 5.+6. **fire** [faɪə] ● flame ● fireplace
 3.+4. **break** [breɪk] ● Pause ● disobey 7.+8. **change** [tʃeɪndʒ] ● different ● coins

Which is the correct meaning, ● or ●? Example: In the first dialogue the word 'fine' means ...

D1, 17 **3 A song: Landing in London**  (Text: B. Arnold, R.T. Harrell, Chr.L. Henderson, M.D. Roberts © Songs of Universal)

I woke up today in London 
 As the plane was touching down.
 And all I could think about was Monday
 When maybe I'd be back around.
 If this keeps me away much longer
 I don't know what I would do. 



You've got to understand it's a hard life
 That I'm going through.

And when the night falls in around me
 I don't think I'll make it through.
 I'll use your light to guide the way
 'cause all I think about is you.

Which phrases tell you that the singer is not very happy?

D1 18-21  **Voices of London**

A "My name is Suzanne. I'm a bike courier. The job is great but I sometimes have to get to a place very quickly and there's a lot of pollution in the city. It can be really dangerous because car drivers often don't see me on my bike. I hated helmets until I got this job. Now my helmet has become a part of me. Once it even saved my life! If you're on a bike, believe me, you don't argue with a big red London bus! I carried some really strange or funny things as a courier: a tin of tomatoes, pink rubber boots, a bag of rubbish, a sponge, a judge's wig, cat food – and there are many more on my list."



C "I'm Reg, and I drive one of those London taxis. If you want to be a taxi driver in this city, you have to spend six months just learning where all the streets are! It's my 15th year at the job so I know London like the back of my hand! I love my job. All kinds of people take taxis so I meet some interesting people. I took David Beckham to the airport last week. My job can be boring, but I listen to CDs especially when I'm in a queue of traffic. I also have a CD "Українська за 20 днів". When I drive Ukrainian tourists, I practise my Ukrainian on them. You should see their faces! They don't expect a London taxi driver to say *Доброго дня! Вам куди їхати?*"



B "Hi, I'm James Cartwright! What's my job? I'm a milkman. There aren't many of us left now in London. My grandad was a milkman and so was my dad, so it's something like a family tradition. Of course, the job is a bit different today: They worked for a dairy but I started my own one-man company two years ago. I have to get up at the crack of dawn to deliver milk but the job is, in fact, really interesting because I meet so many people. A lot of my customers know me very well. And when I come to collect the empty milk bottles, I often find little cakes or sweets at the door!"



D "Hi, I'm Pru. No, I'm not a punk! I'm a hairdresser at Accent in Shoreditch. I only began there last year but I learned how to do some fantastic styles – and I learn more every day. I really love my work there. It's more like a hobby to me. When I left school, I worked in a post office but it was a bit boring. This job is different. You know, a few of my regulars are big names on TV and they chat to me about their lives. I can tell you, it's as exciting as any of those TV soaps! I once got so interested in a spicy story that I made a real mess of the woman's hair. But I was lucky – she just thought it was a cool, new style!"



1 Before you read: Jobs

- a) Look at the pictures.
What do you think these people do?
- b) What jobs do you know? Make a mind map.

2 Things they said (→ p. 22/ex. 17)

Read these sentences. Who said what?

- When I left school, I worked in a post office.
- I started my own one-man company two years ago.
- I made a real mess of the woman's hair.
- It's something like a family tradition.
- I carried some really strange or funny things.
- I know London like the back of my hand.

3 A day from a diary

Imagine you are one of the people in the texts. Write a diary entry for one day.

► Thursday 16th.

I got up late because ...
I ate cornflakes and ... for breakfast.
My first customer was ...
At ... I had lunch. I ate ...

4 More information

Choose one of the people and write what he/she likes to do in his/her free time. You can start like this:

After work I like to ...
At the weekends I often ...

5 For my folder: A dream job

Find a picture of someone who is doing your dream job. Write about his/her day. What does he or she do? When? Where?

This is ... He's a DJ in
the ... He works from
Friday to Sunday.
He always starts in the
evening at ...



1 London words (→ p. 23/ex. 18)

a) Collect words, phrases and photos and make a mind map for London.



b) Tell your partner about one of the topics in part a).

2 Words from words (→ p. 23/ex. 19)

a) Copy the grids into your exercise book. Complete them.

1.

to marry	married
to frighten	...
to worry	...

2.

interested	interesting
bored	...
...	exciting

3.

sport	sporty
rain	...
...	funny

4.

happy	happily
quick	...
...	slowly

b) Find more examples.



3 Verb towers

Build towers with these verbs. Put the best things at the bottom.

Which group can build the highest towers?

What you can do to people:

<input type="text"/>	show the way
<input type="text"/>	give a phone to call
<input type="text"/>	invite to lunch
<input type="text"/>	explain the route
<input type="text"/>	interpret
invite to lunch	give an umbrella

What you can do to buildings:

<input type="text"/>	build
<input type="text"/>	design
<input type="text"/>	burn
<input type="text"/>	clean
<input type="text"/>	paint
<input type="text"/>	reconstruct
design	...

4 Let's look: Questions from visitors (→ p. 23/ex. 20)

a) What are the visitors asking?
Look at the phrases in the box for help.

Excuse me. How do I get to ... ?
Can you tell me the way to ... ?
Where is/are the nearest ... ?

b) What can you answer?

Example: 1. Where are the nearest toilets? – The nearest toilets are in ... Go down ...



5 Numbers (→ p. 23/ex. 21)

Fill in the missing numbers and say the sentences.

346 5th 1st
244 40,000 11th

- The Great Fire started on ... September 1666.
- On the ... day the fire stopped.
- They built the Tower in the ... century.
- The River Thames is ... km long.
- Canary Wharf is ... metres high.
- London has over ... shops.

YOU CAN ALREADY

- ✓ read a map → Explain to your partner the way to any place he wants to.
- ✓ describe the sights → Tell about your city to your friends.
- ✓ be a guide in London → Give a tour of the most interesting places in London.
- ✓ know the history of London → Tell the history of your native place.

YOUNG PEOPLE IN LONDON

Did you know that there is a new website for young people in London? It is for young people and young people helped to make it. One part of the website is just for teenagers. 16-year-old Toni Ann helped to put the website together. She told our reporter, "It's a great idea. London is a really big city. On the website you can find out about events and activities everywhere." She says that she and her friends will use the website in the future. "The website is fun and it has lots of information on things like buses. But it isn't only for information. Many young people in London have difficult lives. They have problems with teachers, bullies, parents or friends. Some come from other countries and don't speak English well. They can write about their problems and ask for help."



15-year-old Terry said, "I feel the website is important. I know lots of people who worry about things like drugs, bullying and healthy food. Here they can find phone numbers and addresses of people who can help them." Kingsley, 13, thinks that young people will find it interesting. "We've sent information about the website to every school in London. The website can only work if young people know about it," says Kingsley.

A Reading

1 Read the text. Are the sentences right or wrong?

- | | |
|---|---|
| a. London is a really big city. | d. The website is for parents. |
| b. Toni Ann helped to make the website. | e. Terry feels it is important. |
| c. The website is only for information. | f. All schools in London know about it. |

2 Complete the sentences.

- | | | |
|--|--------------------|-----------------------------|
| a. The website is for ... | | |
| 1 young people. | 2 bullies. | 3 reporters. |
| b. Toni Ann thinks that the website is ... | | |
| 1 difficult. | 2 a great idea. | 3 important. |
| c. Many young people worry about ... | | |
| 1 the future. | 2 other countries. | 3 things like healthy food. |

B Language

Find the plurals in the text.

- a. person b. activity c. bus d. life e. bully f. country

C Skills

Using a dictionary

Read the sentences, check the dictionary to understand the meaning of the word. The context of the sentence will help you.

- a. She works every evening.
 b. This computer doesn't work.
 c. He is fit for work now.
 d. My mum is out of work.
 e. I don't like office work.
 f. More people are in work than ten years ago.
 g. He does voluntary work on a hospital.
 h. My Dad is at work now.
 i. The building is the work of architect Christopher Wren.
 j. Can you move some of your work off the kitchen table?

D Mediation and communication

In your school

There is an exchange student in the principle's office. The secretary doesn't speak English. You are in the office to help Sarah and answer her questions.

Sarah: I need to find out about transport to the stadium tomorrow.

Must I order a taxi or can I go by bus?

You: ...

Sarah: Do you have a bus timetable?

You: ...

Sarah: I need to be at the stadium by 2 o'clock. Where is the nearest bus stop?

You: ...

D1, 22

E Listening

What can we do?

Listen to two young Americans. Which four problems in London are they talking about?

traffic jams

pickpockets

drugs

healthy food

noise

bullying

F Writing

1 Complete the sentences about the website.

The new website is for young people in Many of them have difficult Some don't speak English well because On the website they can The website can only work if

2 Your opinion

Do you think a website at school is a good idea?
 Why or why not?

1 Things people did (simple past → G2-4) (→ p. 24/ex. 1)

Look at the pictures. Write the questions and the answers.



1 Last weekend



2 in summer



3 when she was 10



4 yesterday



5 on Sunday



6 last season



- Did Derek watch football on TV last weekend? No, he didn't, but he watched rugby.
- Did Sue and Kate play ...? No, they didn't, but they *Go on, please.*

2 Correct factual information (simple past → G2-4) (→ p. 24/ex. 2)

Correct these facts about different sports.

Example: Rugby players wore hard helmets 100 years ago. – That's wrong. Rugby players never wore hard helmets. American football players wore them.

- Each football team had 15 players 100 years ago.
- Derek Lee played for the Cincinnati Reds when he was 20.
- Beach volleyball players used only arm signals.
- In baseball the pitcher could hit the ball with a bat.
- Volleyball players wore helmets 50 years ago.
- In football the players could pass and catch the ball.
- The played beach volleyball in the field 50 years ago.
- In tennis the players used a red ball in winter.



3 What did they do? (simple past → G2-4) (→ p. 25/ex. 3)

Put the sentences in the past tense.

- Suzanne (*work*) as a bike courier last summer.
- James Cartwright's dad (*be*) a milkman.
- Reg (*spend*) six months learning all the roads in London.
- Pru (*find*) her old job boring.

4 At the Science Museum (simple past → G2-4) (→ p. 25/ex. 4)

Read the text and put the underlined verbs in the past. Start like this: Last Saturday ...

On Saturday it is Jamie's birthday. Jamie and his friends go to the Science Museum. They take the Underground there. The trip isn't long so they get to the museum early. They buy their tickets and decide to go to the flight lab first because they don't want to stand in the long queues later. They like it a lot. Then they want to see the old Concorde but they can't find it. They ask a man in uniform. He's very friendly and shows them where to go. Before they leave, they visit the museum shop. There are lots of interesting things there and fantastic posters, too. Jamie's friends give him a great present. He can choose something from the shop! He chooses a model of his favourite car.



5 Can you remember? (simple past → G2-4) (→ p. 25/ex. 5)

a) Make questions.

Example: 1. When did the Great Fire happen?

1. When ✓	+ did +	the Great Fire ✓	+	have his unlucky place?
2. Where		the courier		go to the river?
3. Why		the people		build the Tower of London?
4. How		Reg		get cakes or sweets from?
5. Where		Pru		hate until she became a courier?
6. Who		James, the milkman		work before she started at Accent?
7. What		Suzanne		happen? ✓
8. When		they		meet David Beckham?

b) Look at the key words in the box. Write the answers.

Example: 1. The Great Fire happened in ...
2. He had it in ... Go on, please.

post office • Marble Arch •
escape from the fire • helmets •
11th century • customers •
take to airport • 1666

Unit 3 Here we come!



1 Places on the map of the British Isles

- a) Which places do you already know?
What do you know about them?
Example: I know Nottingham. Robin Hood lived there.
- b) Look at the photos 2-4 and find these places on the map. What can you see and do there?

2 Facts on the British Isles (→ p. 26/ex. 1, 2)

- Which is bigger – the British Isles or the UK?
- The coastline is very long. What is good about this? What is bad?
- How can you travel to the UK?



2



3



4

1 Map of the British Isles 2 The beach in Brighton 3 The White Cliffs of Dover
4 An ancient circle of stones: Stonehenge

DID YOU KNOW?

- The British Isles = The United Kingdom (UK) + The Republic of Ireland and some smaller islands. The United Kingdom = England, Northern Ireland, Scotland, Wales.
- Together the islands have a coastline of almost 50,000 km (the Azov Sea coastline is 1472 km). Of course this makes it more difficult for UK customs officers to catch smugglers. But the good thing is that it doesn't take more than 1 ½ hours by car from anywhere to the coast!
- You can't travel to the UK by car. At Calais, in France, you can drive onto a train which goes across the Channel through the "Chunnel" (Channel Tunnel) to Folkestone.
- You can also go by ferry – but most people fly and land at Heathrow Airport, the airport with the highest number of international passengers in the world.
- Southampton is an important port for cruise ships and ocean liners. The Titanic sailed from here on 10th April 1912.

01.23 3 Let's listen: Voices from the south (→ p. 26/ex. 3)

You will hear five dialogues.

The people are on or near the south coast of England.

a) Listen and look at the map. Where are the speakers?

In dialogue 1 the speakers are ...
Go on, please.

b) Listen again and find the answers.

1. Where does the swimmer want to go?
2. What can you see from the plane?
3. Why do the women take the ferry?
What do you think?
4. How long is the Channel Tunnel?

✿ c) Which way would you like to travel to the British Isles? Why?

4 For my folder: South England

Find out more about one of the places in South England. Make a poster and present it to the class.



Visit Dover!

See the famous White Cliffs or visit Dover Castle!

► *Can/can't* and *must/mustn't* are modal verbs.

- We use *can/can't* to talk about your ability or disability to do something:
I can swim, but I can't (cannot) swim the Channel.
You can drive your car onto the train but you can't drive through the Tunnel.
- We use *must* to talk about obligation or necessity and *mustn't* to talk about prohibition:
You must remember that you mustn't drive on the right.

Attention! *mustn't* = strong obligation, *needn't* = mild prohibition

→ G6

Water, water, everywhere!



So you love sand, sun and sea air? Then you can have a great time on the south coast of England. It's a real paradise for fans of water sports. Of course, it rains more often than in Spain. And you can't always run around in a swimsuit, but it can get very warm in the summer. The highest temperature on record is 38.5 °C.

There are hundreds of clean, sandy beaches. Many of them have lifeguards and flags because the sea can be dangerous. You can't just swim in it like in a big swimming pool. You needn't worry but you must be sensible: When the red flag is flying, you mustn't swim. And you must listen to the

lifeguard. When it isn't safe, he'll tell you to leave the water.

You can learn to surf, windsurf, sail or canoe. You can also go fishing or play beach volleyball. There is something for all ages.

1 You can have a great time but ...

Read the text. Make a grid and put in what you *can/can't*, *must/mustn't* or *needn't* do.

2 Things to do (→ p. 27/ex. 4–6)

a) Look at the signs on a beach in England. What *can/can't* you do here?

1



2



3



4



5



6



b) What *must/mustn't* you do on the beach?

Example: 1. You **must** put your rubbish in the bin.

- | | |
|--|---|
| 1. Put your rubbish in the bin! | 5. Don't walk your dog on the beach! |
| 2. Don't throw bottles into the sea! | 6. Tell the lifeguard if someone needs help. |
| 3. Bring lost children to the lifeguard. | 7. The red flag is flying so don't go swimming! |
| 4. Don't go into the water at night. | 8. Don't swim just after a meal. |

✿ c) Think of some more rules for the beach or swimming pool. What *must/mustn't* you do?

3 Summers in Brighton (→ p. 28/ex. 7, 8)

When he was a small boy, Fred spent his summers on the south coast of England. He learnt to swim at Brighton beach.

Match the pictures of Fred with his mum's speech bubbles.



a. You can swim alone but you mustn't swim a long way.

b. You can dive in some places but you must follow the signs.

c. You can swim but you mustn't swim alone.

d. You can swim very fast but you mustn't swim with strangers.

e. You can swim all day but you can't swim just after lunch!

f. You can't swim so you must wear a rubber ring.



4 Let's talk: But we mustn't ... (→ p. 28/ex. 9)

Three of you are in town on the south coast. *Talk about what to do next.*

A: Well, we **can** go down to the beach.

B: Good idea! But we **mustn't** swim yet. We've just had lunch.

C: OK. So we **must** ... *Go on, please.*

can	mustn't	must
go down to the beach make a fire on the beach go up to the cliffs visit a smugglers' museum / ... get some fish and chips buy some postcards	swim yet forget to put it out dive from them miss the bus home eat them on the bus forget to send them	wait for an hour get some wood stay on the cliff path leave at 6 p.m. eat them quickly now get some stamps, too

Very British!


1 What a muddle!

a) Look at the map on page 38 again. In which countries could you see these signs? Which languages are they in? Here are some clues.

- 'Loch' is the word for 'lake' in Scotland.
- The Great Blasket Island is near the west coast of Ireland.
- The Cornish word for 'Falmouth' is 'Aberfal'.
- In Welsh 'hir' means 'long'.

Scottish

Irish

Cornish

Welsh

Example: I think you could see sign number 1 in Wales because it is in ...

b) Look at the signs again and answer the questions.

- One of the signs does not show the way to a ferry. Which one is it?
- One of the photos shows two distances, 4 kilometres and $\frac{1}{4}$ (quarter) of a mile. Which distance is longer?
- Which sign shows the way to a castle?
- Which sign does not show you the way to a place?

c) Find out more about these languages on the Internet. How many people speak them? Where can you hear them? Find out the word for 'hello' in each of these languages.



2 Measurements everywhere (→ p. 29/ex. 10)

What measurements can you find in these five pictures?

MINCED LAMB	2.58	£
CASH	0.68	
BANANAS	13.99	
BANANAS LOOSE		
1.145 kg 60.74/kg	0.86	
TOTAL	18.11	
CASH	20.11	
CHANGE DUE	2.00	

1

1 pound (lb)	= 450 g
1 stone (st = 14 pounds)	= 6.348 kg
1 inch (in)	= 2.54 cm
1 foot (ft = 12 inches)	= 30.48 cm
1 yard (yd = 3 feet)	= 91.44 cm



2

English	Ukrainian
63.8 kg	63.48 kg
60000	60000



3



4



5

3 Mediation and communication: Out and about (→ p. 29/ex. 11)

Imagine you are in the British Isles. Think how you can answer these questions.

- How much do you pay for a kilo of bananas?
- How far is Bistro?
- How do we call 11' 9"?
- Where is the hospital: on the left or on the right?
- How much is minced lamb?
- What does 'total' in measurements mean?
- What do we mean by 'banana loose'?
- What is 'cash'?

4 A table of measurements

a) Copy the table and complete it. Use the table in exercise 2 to help you.

b) Work out your height in feet and inches and your weight in stones and pounds.

- c) You want to go shopping in a supermarket. Write a shopping list in English.

? pounds	= 900 g
20 stones	= ? kg
10 inches	= ? cm
6 feet	= ? cm
10 yards	= ? cm

SPEAKING

SKILLS

Helpful phrases

When you speak English, it is important to be polite, friendly and helpful.

Here are some useful phrases:

- Excuse me. Could you ... ? - Yes, of course.
 Sorry, but could I ..., please? - Yes, of course! Let me help you.
 Could you help me, please? - Well, I'll try. What's the problem?
 Would you like ... or ... ? - ..., please!
 Would you like ... ? - Yes, please. / No, thank you.
 I'm sorry to bother you, but ... - No problem.

01, 24  **1 Let's listen: On the flight** (→ p. 30/ex. 12)

- a) Listen to some people on a flight to London and find the missing words.
- Excuse me. Could I borrow your ..., please? I must finish this letter.
 - Excuse me, could you please get my ... ? I'm a bit cold. It's above your head.
 - Would you like my ... ? I'm on a diet at the moment.
 - Would you like a ... or ... sandwich?
 - I'm sorry to bother you but my ... needs the toilet.
 - Excuse me. Could you ... me, please?
 - Excuse me. I have a question. What happens when we ... at Heathrow?

b) Listen again and match the answers with their questions.

a. Cheese, please.
I don't eat meat.

b. We must go through
passports and customs.

c. Yes, of course.
Here you are!

d. Yes, of course.
What colour is it?

e. Well, I'll try.
What's the problem?

f. Yes, thank you. I'm
hungry because I
didn't have any lunch.

g. It's no problem.
I'll just close my
laptop.

 c) Listen again and practise the dialogues with a partner.

2 Be friendly! (→ p. 30/ex. 13; p. 31/ex. 14)

You're in an airport luggage hall. What do you say in these situations? Look at the skills box for help.

- You can't see any trolleys in the hall.
- A man has got your bag. You want him to check the name on it.
- A woman asks you to help her with her bags.
- You can't find a phone box.
- A boy has just dropped his mobile.
- You need to use the toilet.



A trolley? No problem.
They're just down
there on the right.

 **3 A role play: At the airport**


One of you is a tourist, the other one works at the airport.

Make dialogues for the situations in exercise 2 and practise them with a partner.

D1, 25  **1 Let's listen: Your passport, please!** (→ p. 32/ex. 15, 16)

- Before you listen: What happens at customs?
- Listen. What is Steffi's problem?
- Listen again. What does the officer ask Jens to do? Could this be a picture of Jens at customs? Why or why not?

D1, 26  **2 Let's listen: A cigarette smuggler?**

- Listen to the conversation. Read the text message. What did Mr Robbins forget to tell his son, Dave, in it?
-  b) What do you think happens when Dave reads the note? Write a dialogue between Dave and the customs man and act it with a partner.

Hi, Dave!
A customs officer from Dover called. Someone found your bag in the toilets. They wanted to know if everything was still in it. Please phone them when you get home. The number is ...

D1, 27  **3 Sounds: [f] and [w]**

- Fresh French fish on Fridays for fourteen frightened football fans.
- We'll wash the windows well with warm water on Wednesdays.

D1, 28  **4 A song: Message in a bottle** (→ p. 32/ex. 17)

(Text: Sting © GM Sumner)

Just a castaway, an island lost at sea, another lonely day,
no one here but me
More loneliness than any man could bear,
rescue me before I fall into despair

I'll send an SOS to the world,
I'll send an SOS to the world

I hope that someone gets my, I hope that someone gets my,
I hope that someone gets my, message in a bottle.
A year has passed since I wrote my note,
but I should have known this right from the start
Only hope can keep me together,
love can mend your life, but love can break your heart

I'll send an SOS to the world,
I'll send an SOS to the world

I hope that someone gets my, I hope that someone gets my,
I hope that someone gets my message in a bottle.



- Is this a picture of the person in the song? Why? Why not?
- What could the message in the song be about?
Write your own message.

D1
29-35

The courier

A At Boryspil Airport two men stood and waited for their flight to London. "Try not to look so nervous," the taller one said. "People will notice us." "But I am nervous. What if it doesn't work?" his friend answered. "It'll work fine. Trust me! Ah! ..."

B "There she is! Hi, Sue! We're here!" Sue Clarke was really happy when she heard her parents' voices at Heathrow Airport. She enjoyed her trip to Kyiv but it was good to be home again. A woman walked with her from the plane and through customs. She thanked her, took her mother's arm and walked with her to the car. Her father came behind with her luggage. Suddenly he shouted, "Hey!" Sue felt a tug on her handbag. "What's happening?" she wanted to know. "Some bloke tried to put his hand into your bag," her dad explained. "You should close it, Sue. It's lucky I saw him."

C When they arrived at their house, none of them noticed the car which stopped on the other side of the street. Sue took off her shoes and her mum put them away. "I'm sorry that we have to go back to work now," she said. "Don't worry," Sue answered. "I can rest and we can talk later this evening." "I'll just take your bags down to your flat," said her dad. Sue had her own small flat in the basement. She was blind. But although she always needed help, she wasn't helpless. In fact she was as independent as most young women.

D She put her handbag on a chair in the bedroom and lay down on her bed. Then she remembered that her mobile was still turned off. She picked up her bag and felt for the phone in it. Something small and heavy fell into her hands but she had no idea what it was. Then she heard the door at the top of the stairs to the basement, then footsteps. It wasn't her mother or father – these footsteps were different: two men, one heavier than the other. Sue was scared but she went into the hall and shouted, "Who's there? What do you want?"



E Both men were near her now. She smelt their aftershave. She knew that smell from the airport in Boryspil! And again, in Heathrow! "Who are you?" Sue asked again. But they didn't speak. She tried to push past them, but the bigger one took her arm and pushed her onto the floor. Then the men went into the bedroom. Sue was really frightened. She had to get out! She touched something on the wall behind her. It was the fuse-box.

F The lights went out and suddenly one of the men fell. He was furious and he shouted something. Sue started to crawl down the hall. "Oh no, you don't!" The other man tried to grab her now, but – Crash! He couldn't see Sue's luggage. She took her chance and ran upstairs and locked the basement door behind her. Then she ran out of the house and shouted for help. A neighbour heard her and came out into the street.



G "It's a Ukrainian icon, small but very valuable," the police officer told the Clarks. "Those smugglers didn't want UK customs to catch them. So they looked for someone to be their courier. Someone whose bags the customs officers wouldn't check. Of course, they planned to take it back again at Heathrow. But you stopped them, Mr Clarke. So they followed you back here and waited until Sue was alone. They thought she would be helpless. How wrong they were!" "I've always thought it must be exciting to be a courier," laughed Sue. "But I didn't know just how exciting it could be."

1 Before you read: Couriers

1. What does a courier do?
2. What kind of people often do this job?

2 New words

Read the story. What do you think these words mean in the text ('1.26' means 'line 26')?

take off (l. 26) • blind (l. 34) • helpless (l. 35) •
aftershave (l. 50) • get out (l. 57)

3 At the airport

Look at pictures 1 and 2 and find the person:

1. who put something in Sue's bag.
2. who helped Sue through customs.
3. who walked to the car with Sue.
4. who took her luggage for her.

4 Evidence

1. What tells you before line 34 that Sue is blind?
2. What do you think Sue can/can't do that you can do (activities at home, different sports, ...).

Look for clues in the story.

5 At Sue's home

- a) Read parts E and F again. What is Sue doing in picture 3? Why?
- b) Read part G again. What was the smugglers' plan?

6 The story (→ p. 33/ex. 18)

Put the sentences in the correct order and write a summary of the story. Check your spelling!

1. In the dark the men were helpless.
Sue ran out and got help from a neighbour.
2. Later she found out that the icon was valuable.
3. When she was alone, they came into her flat and pushed her onto the floor.
4. At Heathrow they couldn't get the icon back so they followed her and her parents home.
5. A man put something into Sue's bag.

1 Holiday words (→ p. 34/ex. 19)

a) Collect words for the two kinds of holiday. Some words can be for both.



a wet week on the moors

rubber boots
a map
...

both

a hat
a rucksack
...

a sunny week at the beach

a swimsuit
ice-cream
...



b) Choose one of the holidays and talk to a partner about what you need.

A: I want to spend a week on the moors/at the beach. What must I take with me?

B: You must take a/some And don't forget your

A: What about a/some ... ?

B: You can't take a/any ... to the But you can take your

Go on, please.

2 Let's look: On the beach! (→ p. 34/ex. 20, 21)

Look at the picture. What can you see? Where are the people? What are they doing?

Example: I can see a man **who** is lying on a bed in the sea.

He is drinking out of a glass.

lie on bed ✓ • stand near sea • wear a rubber ring • wear rubber boots •
sit on sofa • drink out of glass ✓ • dive off chair • put hands over ears •
shout at boy • look up at flag • read newspaper



3 Mind maps

Draw mind maps for things which you can do in or on the water and can see on the beach.



4 A map of the British Isles

Look at the map. Some of the names are missing. Where should they be?

Example: 1. Greenwich should be in the south near ...



1. Greenwich
2. Southampton
3. Brighton
4. Dover
5. Folkestone
6. Eastbourne
7. Salisbury
8. Hastings

next to
near
in the south
on the south coast
between

YOU CAN ALREADY

- ✓ tell about the British Isles: its location, interesting sights
- ✓ tell about your adventures: what you did in different situations
- ✓ tell what you can and can't do on the beach
- ✓ tell what you must and mustn't do when you travel
- ✓ understand British weights: how many grams and kilograms are in 1 lb and 1 st.
- ✓ understand British measures: how many meters and kilometers are in 10 feet and 10 miles
- ✓ how to be helpful and friendly with your friends when helping them to pack for a trip

READY TO BE SCARED?



Are you ready to be scared? Yes? Are you sure? OK! Then you should visit 'Smugglers' Adventure'. It's a really exciting museum in Hastings. It's on the south coast of England, not far from Folkestone. You can spend a day there and we promise that you'll never forget it! In these dark caves you can learn all

about the history of smuggling on this coast. You can relive the dangerous life of a smuggler hundreds of years ago. You can visit the caves which the real smugglers used. There is a film about smuggling in one of them. In other caves there are information boards with life-sized 'smugglers'. They will show you what a smuggler's life was really like in past times. You can meet the 'ghost' of a smuggler who died here many years ago. If that doesn't scare you, then don't worry. A smuggler's life was hard and often very frightening. You will find out why. The caves are full of surprising things. You can hear strange noises and spooky lights will frighten even the 'coolest' of your friends!

A Reading

a. 'Smugglers' Adventure' is ...

- 1 an exciting book.
- 2 a film about smuggling.
- 3 a museum on the south coast of England.

b. A smuggler's life was ...

- 1 exciting and surprising.
- 2 frightening and dangerous.
- 3 strange and spooky.

c. In the museum who or what can you ...

- | | | |
|----------------|-----------|---------|
| 1 spend? | 3 relive? | 5 meet? |
| 2 learn about? | 4 visit? | 6 hear? |

B Language

Find five words in the text that can describe any museum.

C Skills

1 Make nouns and adjectives from these verbs.

- | | |
|---------------|----------------|
| a. to smuggle | c. to visit |
| b. to live | d. to frighten |

Unit 4 Let it out!



1 Let's talk: What's happening? (→ p. 37/ex. 1)

Look at photo 1. What are the people doing? Why?
Talk to your partner about what you think.

- A: The picture shows ... Maybe the teenager wants (to) ...
B: Or he has ... at school. He has missed lessons/ ...
A: I think the boy and the woman are ... They are ...

WORDS

tattoo [tæ'tu:]
disappointed [ˌdɪsə'pɔɪntɪd]
frustrated [frʌ'streɪtɪd]
strict [strɪkt]
to have an argument
[ˈɑːɡjʊmənt]

2 Let's listen: That's so unfair!

Dave and his parents are talking about a problem. They are all getting more and more angry.

a) Look at the photo again, listen and find the right answers.

- Dave is (14/15/16) years old.
- He wants (a new phone/his eyebrow pierced/a TV in his room).
- He wants to (borrow the money/use his own money).
- His parents say (yes/no, never/he has to wait).

- b) What do you think about Dave's wish?
c) Is this situation typical for teenagers? For you?

▶ I wanted a .../my ...
pierced.
I had a problem with ...
My parents said ...
...

Need to shout?
Or sort things out?
Say it direct:
AT RESPECT!



RESPECT POETRY SLAM AT CRAWFORD PARK

Open to 12–18 year-olds
Enter through your school
or youth group.

Winners of this round
will take part in
workshops with big
names in hip hop and
performance poetry.



DID YOU KNOW?

- The first poetry slam took place in Chicago in 1985. The poet Marc Smith invented this event because he wanted more people to see and hear poetry live.
- A lot of teenage slam poems are about dreams, wishes or problems, for example with a girlfriend or boyfriend.
- There are special slam rules:
 1. You perform one or more poems but you've only got three minutes in all.
 2. The organizers pick judges from the audience.
 3. The judges can give a slamster up to 30 points (ten points each for content, performance and audience response).

3 Poetry slam (→ p. 37/ex. 2)

Look at the poster, photos and the fact box.
Correct the sentences.

1. In a slam you play tennis.
2. You have five minutes to perform.
3. You can enter through your parents.
4. The organizers are the judges.
5. The judges give points to the audience.
6. The winners will go on holiday.



4 Let's talk: When I'm frustrated

What do you do to 'let it out' if ...

- you get a bad mark at school (parents angry)?
- you can't see a film (you're under 16)?
- your team lost an important match?

Talk to a partner.

- ▶ We use 'will-future' when we make a prediction based on what we think or imagine:
Take my umbrella. I'm sure it'll rain. – No, thanks. I've got an anorak so I won't get wet.
- ▶ We use 'will-future' to express hopes, fears, promises, on-the-spot decisions, offers, comments, predictions especially with: expect, hope, believe, I'm afraid, I'm sure, I know, I think, probably:
*I'm tired. – OK, we won't walk, we'll take the bus.
I promise I won't be late again. I'll do my best, I promise!
Those boxes are too heavy, Mr Morley. I'll carry them into the shop for you.*

→ G5

D1.38  Dear diary

Lauren is 14. Her Dad will have a new job in Cornwall. So they'll soon have to move away from London. This is what she writes in her diary:

What a disaster! Why does Dad's new job have to be down in Cornwall? I'm sure we'll live in a tiny village in some stupid cottage – and we won't even have any neighbours. I know that Murn wants a garden – I bet that'll mean hard work for all of us! And my new school will probably be miles away – so I'll have to get up early and take a bus to school.
Oh, no – new teachers. It'll drive me crazy! I won't have my friends there, so who will I hang out with? What about Nyla, Carrie and the others? What will they say when they find out? I bet there won't even be a rap club at the new school. And I can forget about our steel band!

No, this is not funny ... I'm not even there yet and I already have the feeling I want to run away!
And I almost forgot my Saturday job at Mr Morley's shop. He's just like a grandad to me. Who'll help him with all those heavy boxes now? I'm sure he'll miss me. Murn says we'll soon have a bigger house. OK, so Daisy and I'll have our own rooms. But I won't need my own room with no friends to hang out with!
Please, why can't we just stay here? Oh, it's useless. I feel terrible.
What can I do? Who knows what will happen next – I'll text Nyla now. Maybe she'll come over and we can talk ...

1 Lauren's worries (→ p. 38/ex. 3)

What are Lauren's worries? Make a grid like this:

What does she think will happen? What will there be?	What won't happen? What won't there be?
They'll live in a tiny village ... That'll mean ... Her new school ... She'll have to ... New teachers	They won't have any neighbours. She won't have ... There won't even be ... She won't



2 A role play: It won't be that bad! (→ p. 38/ex. 4)

Look at your grid from exercise 1. You are Lauren's friend.

What can you say to help her?

Lauren: I'm sure we'll live in a tiny village/some stupid cottage.

Friend: But **maybe** you won't, Lauren. **Maybe** you'll live in town, near your dad's work/... And I'll write to you every day!

Lauren: My new school will **probably** be ...

Friend: No, I'm sure it ... It ...

Go on, please.

probably
maybe
I'm sure
I think
I don't think

3 We'll all help! (→ p. 38/ex. 5; p. 39/ex. 6-8)

Lauren is getting ready to move. All her friends offer to help her.

What do they say? Make sentences.

1. Nyla: I'll put out the bags of rubbish. 2. Nyla and Carrie: We'll ... Go on, please.



1 Nyla / put out



2 Nyla and Carrie / push



3 Alison / take down



4 Nelson / order and get



5 Sally / clean



6 all her friends / paint

4 For my folder: A change of place?

Think: When was the last time you moved to a different house, flat or town?

How was it? If not, would you like to move? Why? Why not? The phrases in the box below can help you.

... years ago we moved from ... to ...
I was sad/happy/excited because ...
I hated/loved ...
It was great/terrible/...
I'd like/I wouldn't like to move because ...
It's better to live in a city/town/village because ...



I'd like to live in a
big city like ...

Exchange pupils

So you're an exchange pupil at Kingsdale Comprehensive School. And you've got a problem ... Well, don't be afraid to ask: Pupils and staff will be happy to help!



1 Locker?



2 Your timetable?



3 Feeling alone?



4 'Lost and Found'?



5 Clubs?



6 You're lost?

1 Don't be afraid to ask! (→ p. 40/ex. 9)

a) Look at the FAQs (frequently asked questions). Match them with the pictures.

FAQ 1: I can't see volleyball (football, cooking ...) here. Does your school have a team/club?

FAQ 2: I heard that you're going to the cafeteria. Would you mind if I come with you?

FAQ 3: I'm lost! Is this the way to the computer room?

FAQ 4: Where can I find the school caretaker? I left my trainers in the gym last lesson.

FAQ 5: I need a locker. Who should I ask?

FAQ 6: What's the difference between PE and Games?

b) Here are some typical answers. Match them with the right questions.

A: Yes, we are. Of course, you're welcome to have lunch with us.

B: Well, we have to go outside for Games – and PE is in the gym.


C: The computer room? It's down there next to the library. You can't miss it!

D: You'll have to go to the secretary's office. Mrs Gibbs organizes things like lockers.

E: Of course, we've got a volleyball team! You can come to practice with me if you want.

F: I'm sure the caretaker has put them in the 'Lost and Found'.

Don't worry. I'll take you there.

-  c) Imagine you are an exchange pupil at Kingsdale. Choose a situation and write a polite dialogue.


Excuse me, ...

No problem! Of course, I can ...

Thank you./Thanks. That's really nice of you.

2 Unhappy Lauren

a) Read Lauren's e-mail to Nyla.
Find four things that make her unhappy.

 b) Imagine you are Nyla.
Answer the e-mail.
Use these phrases:

▶ don't worry/not shy
find friends/check notice
board find clubs/write often
send new raps
visit you in the holidays/ ...

Hi Nyla,

Monday will be my first day at Kingsdale. On their website it says that I'll feel at home there quickly but I have to follow the school rules! But rules don't give you friends! Why me? Why do I have to go there? Can you imagine: On Monday I have to be there by 8 a.m.? So I'll probably sleep through our first lesson! And guess the colour of their school uniform! It's a really yukky dark purple. You're lucky, you don't have to walk around in that thing! Where are you all hanging out? Rap session? Well, I think I'll just watch a film on TV (it's so boring without all of you).
Bye, Lauren

3 Mediation and communication: The British school system (→ p. 40/ex. 10; p. 41/ex. 11)

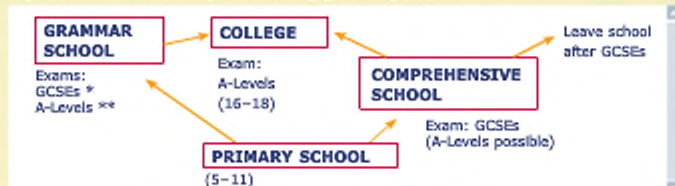
a) Imagine you are going on an exchange to Kingsdale. Your friend doesn't understand the British school system. Look at the information below and answer your friend's questions about the school system there.

For our partner schools abroad:

WELCOME TO KINGSDALE COMPREHENSIVE SCHOOL


If you compare your school system with the British system, you'll see that some things are different. Here, school is compulsory from age 5 to 16 – and we have state schools as well as private schools.

If you want to know more, the following grid will give you an idea:



* GCSE = General Certificate of Secondary Education at 16 ** A-Level = Advanced Level at 18

- At what age do children start school in Britain?
- How long is the primary school for children?
- What are the school choices after primary school?
- What exams do they pass when they are 16?
- What is GCSE? Why do children need it?
- How important are "A-Levels" exams?

 b) You've got an English visitor in your class. Explain the Ukrainian system to him/her.

▶ We start school at the age of ...
First we go to ... Then at the age of ... we can go to ... or ...

4 For my folder: A grid

Make a grid like the one above about your school and the school system in Ukraine.

WRITING

SKILLS

Personal Writing

- **Diary:** When you can write your personal diary you write about things you want, how you want. You don't think much about the rules to express your thoughts.
- **Text message:** When texting SMS you don't write full sentences. You can use different emoticons and numbers for words.
- **Notes:** When you write notes you always write the person's name you address your note to. Then you write short sentences with information you want to know.
- **E-mail or letter (to friends or family):** Here you use 'useful phrases' (clichés) to structure it. Do not forget to proofread your letter and put the date in the end.
- **A poem, rap or rhyme:** Here you can use your dictionary to find good words. You can also try to rhyme your poems.

1 Good news (→ p. 42/ex. 12)

Read the texts. What sort of texts are they? How do you know? (The tips above can help you.) I think that text A is a ... because ... Go on, please.

A GOT GR-8 NEWS 4 U!
I'M ON THE FBALL
TEAM.
CU AFTER PRAC. BFN.
LAUREN

B Dear Uncle Ray,
You won't believe it!
I'm now on the school
football team and they
want me to play on
Sunday - I'm so glad
I put in all that extra
training ...
Lots of love, Lauren

C Thurs. 25th
YES!!! Great!!! I'm on
the team. Ha! Now, Lila
knows what I can do.
Bet she won't argue
with me again. How
did she feel when she
heard the news!
Happy? Frustrated?
Shocked?
Really must write Uncle
R. - won't he just be
proud of ME!!!

D Hi Mum, I've made it
(just like you said):
I'm on the team!!!!
Will be home just after 8pm.
See you later, Love Lauren

E I want to shout
And jump about:
I've got my dream,
I'm on the team!

Lauren Akodu

2 Quick info (→ p. 42/ex. 13)

- a) Think of a situation or choose one of these:
Write a text message.
Your partner can write out the full message.
- b) Write an e-mail to someone you like
and describe the situation.

- Your mum bought you two tickets
for a concert.
- You've got the best mark ever in
English.
- You scored the winning goal in an
important match.
- You're going on a camping
weekend with your youth group.

D1, 39  **1 Let's listen: Strict parents?** (→ p. 43/ex. 14)

a) Before you listen: Give three examples of strict parents.

Example: Strict parents are parents who ...

b) Listen to the radio helpline. Write notes on the callers


Andy, Sally and Ross (age, what problem, ...).

c) Which sentence is about which caller?

1. Her friend has no time for her. That's ...
2. He doesn't want his parents to fight all the time.
3. His parents are strict.

d) Listen again. What advice does DJ Jenna give?

- | | | | |
|------------------------------|------------------------|------------------------------|-------------------------|
| 1. She tells Andy to | a. forget about it. | b. stay out late. | c. talk to his parents. |
| 2. Jenna thinks Sally should | a. wait for some time. | b. tell a friend. | c. do her homework. |
| 3. She advises Ross to | a. try not to worry. | b. talk to an aunt or uncle. | c. leave home. |

 e) What do you think of Jenna's advices? Have you got any other ideas about how to help?

I think he/she should ... / I don't think he/she ...


D1, 40  **2 Let's listen: A new friend** (→ p. 43/ex. 15, 16)

Reece calls Lauren who has left a message on his answerphone.

a) Listen and write notes (What? Where? When?).

b) Answer the questions. Use: Yes, he (she, it) does/is. – No, he (she, it) doesn't/isn't.

- | | |
|--|--|
| 1. Does Lauren want to go to the cinema? | 5. Does Lauren know where the bus stop is? |
| 2. Is Reece performing at the poetry slam? | 6. Is the bus stop in front of the park? |
| 3. Does he have to be there at 11 o'clock? | 7. Is the street called Pondelsbird Road? |
| 4. Do they decide to meet at 1:30? | 8. Is Reece happy about Lauren's idea? |

 c) Listen again and find the correct answers to the questions where you answered 'no'.

Hi, it's ... This is a message for ...
Hello. It's ... speaking.
Of course we can ... Shall we ... ?
Can you spell that, please?
OK. See you then. Thanks. Bye.

D1, 41  **3 A song: Beautiful**

(Text: L. Perry © Famous Music)

Don't look at me
Every day is so wonderful
And suddenly it's hard to breathe
Now and then, I get insecure
From all the fame, I'm so ashamed

I am beautiful no matter what they say
Words can't bring me down
I am beautiful in every single way
Yes, words can't bring me down

Find the word in the text that means:

fantastic • each • not sure • difficult



D1
42-45
 **Slam stars**

Listen to some examples of young slamster poetry.

A

Why
do they say
I should go away?

Why
don't they wait
for me at the gate?

Why
are my mates
so full of hate?

Alice Pryn, 16

B

He said: No tattoo and that's that!
Oh, Dad, I said, there's no harm,
What do you mean, no harm?!
And to that Mum added,
Now, dear, stay calm!

No is no, get that into your head
But Dad, I said, Tony's got one ...
What's Tony got to do with it!
Be quiet, Mum said,
Stop having a fit!

But I say, it's not fair
I don't think they really care
How it feels when you have to wait.
It's such a tiny little thing
And they get into such a state!

Daniel Jones, 16

C

WHY
did he stare
into the air?
WHY
did Ann leave
with Steve?
WHY
did they ride
my bike?
WHY
didn't he see
the tree?
WHY
did they get
me mad?

Mark Wilkins,
16
(For my
sister Ann)

D

When he looks at me,
I shake like leaves on a tree.
When he smiles at me,
I'm all waves in the sea.
When he stands next to me,
I go weak in the knees.
When he talks to me,
I could choke with glee.
Please help me - please!
How can I tell him
What he means to me?

Lauren Akodu, 14

1 Pictures in poems (→ p. 44/ex. 17)

POETRY

Picture description

Look at the picture and make a list of words to describe what you see and feel. Compose your sentences to describe this picture.

Example:

The sea was so calm that it looked like clear blue glass.


S K I L L S

- a) Match these pictures with phrases from the poems.
 b) Draw a picture for a phrase from poem A.



2 The title helps

- a) Find your own titles for the poems.

22 b) Look at the titles in the box. Which one goes with which poem? Which are better – your titles or the ones in the box? What does your partner think?

- c) Which poem do you like best? Is there one which you don't like? Say why.

► Help!
 A tiny little thing
 Why?
 The accident

3 What's it about? (→ p. 44/ex. 18)

PRESENTATION

Talking about your poems

- Choose the poem that you find interesting. Why do you find it good (topic, words, length)?
- What feelings do you have? How can you understand your feelings (when you read aloud / slowly? Whispering, repeating one line several times)?
- About the poem: listen to a CD, read your poem to your partner, act as if you were on the stage. Perform to the class. What things do you need for your performance (pictures, posters)?

- a) Choose one of the slamster poems. Why did you choose it?
 b) What ideas are in the poem? Make a poster for your classroom.
 c) Use the skills box and present your poem to your class.

S K I L L S

1 Let's look: The same or different? (→ p. 45/ex. 19)



Pictures A and B look the same but they aren't. *What's different? Find six things.*
 Example: In picture A the slamster is reading from In picture B he's

2 Which one?

a) Look at each adjective and decide if it describes something good or bad.

angry

useless

frustrated

scared

b) Find the right adjective.

Use each adjective only once.

great

unhealthy

1. I didn't know what the present was. So I was ... when I opened it.

2. My younger sister never reads ... ghost stories before she goes to bed.

3. This knife is You can use it for butter but not for tomatoes.

4. Julie had to do her Maths homework again. Her teacher is so

surprised

5. I bought my favourite group's new CD yesterday. It's really ... !

6. "Charlie Chaplin films are so ...," says Mike, and laughs loudly.

scary

7. I want a tattoo and my dad says no. So I'm really ... now.

8. I'm too ... to walk across the fields at night without my dog.

funny

9. Food that is ... often tastes good but it is bad for you.

strict

10. You know, I'm so I tried to call my dad 20 times yesterday!

3 The odd one out (→ p. 45/ex. 20)

a) Find the word or phrase that doesn't fit in the group.

1. house – flat – cottage – tent
2. frustrated – excited – disappointed – sad
3. caretaker – secretary – locker – school nurse
4. locker – poet – notice board – playground
5. CD – diary – poetry book – text message
6. cafeteria – registration – classroom – gym
7. audience – organizers – workshop – judges
8. knee – hair – eyebrow – tattoo

b) Say why it's the odd one out.



4 The fourth word (→ p. 45/ex. 21)

Find the missing word.

Example: 1. pupil – marks; slamster – points

- | | |
|--------------------------------------|--|
| 2. listen – headphones; speak – ... | 8. job – interview; song – ... |
| 3. laugh – joke; shout – ... | 9. music – concert; poetry – ... |
| 4. buildings – city; farms – ... | 10. book – page; Internet – ... |
| 5. help – friend; fight – ... | 11. write – e-mail; text – ... |
| 6. newspaper – reporter; radio – ... | 12. manager – company; organizer – ... |
| 7. act – a play; perform – ... | |

points ✓

argument

enemy

audition

event

a poem

message

country

slam

website

microphone

DJ

5 Little poems

Complete these little poems.

The best day is ...
Because ...

I like you,
You like me
Together we can ...!

Our show
will be great!
You don't
have to ...
Here's the time
and the ...
Now just
don't be ...!

A few words that rhyme:

Friday! ... • it's the first day of the holidays •
my friends come and stay • there's time to play •
what more can you say? • we're going away

skate • wait • late • date • great • plate •
gate • mate • hate • eight • ate

climb a tree • watch TV • buy a CD • be happy •
have some tea • swim in the sea • have a party

YOU CAN ALREADY

- ✓ tell about difficult situations: when you want to buy something or explain something to your parents
- ✓ say what will happen in the future
- ✓ say what will happen if you get sick next weekend
- ✓ read your poem, sing rap or tell about your favourite group
- ✓ how to be helpful and friendly with your friends when helping them to pack for a trip

Cheap children

This is Sindhu. She's twelve years old and she comes from Tamil Nadu in India¹. In the photo she isn't playing, she's working. She's in a factory². She's making matches³. Sindhu is just one of millions of children in India who have to work. She has three younger brothers and a sister.

"Last year my father had a bad accident. Now he can't work. So I have to earn⁴ some money. I come here every day with my mother," she explains.

The children must work in a room without windows for 13 hours every day.

Sindhu earns 30 rupees⁵ a day. That's about 50 cents. With the money she must buy food for all the family. "My fingers hurt and I feel very tired but we need the money," she tells us as she puts the sticks into hot sulphur⁶. The smell of sulphur in the air is very strong⁷.

One boy's grandma borrowed money from the factory owner. "She couldn't pay it back⁸," the boy explains, "so she took me out of school and sent me to the factory." That was two years ago. He's still there.

Suddenly the owner of the match factory comes in and tells us to leave. He doesn't want people to know that children work in his factory.

India is just one of many countries in the world where children under 14 have to work. This is wrong. They should be in school. But children are cheap, much cheaper than their parents.



¹India [ˈɪndiə], ²factory [ˈfæktəri], ³match [mætʃ], ⁴to earn [ɑːn], ⁵rupee [ruːˈpiː], ⁶sulphur [ˈsʌlfə], ⁷strong [strɒŋ], ⁸to pay back [peɪ bæk]

A Reading

1 Read the text and find the right answer.

- a. The text is about ...
 1 a boy from India. 2 a girl from India. 3 children in Germany.
- b. Sindhu works ...
 1 on a farm. 2 in a school. 3 in a factory.
- c. Children under 14 should ...
 1 be in school. 2 work. 3 be at home.

2 Complete the sentences.

- a. She's twelve
 b. She has three
 c. The children must work in a
 d. Sindhu earns
 e. The smell of sulphur is very
 f. One boy's grandma borrowed
 g. Children under 14 have to
 h. Children are cheaper

B Language

1 Read the text again and find the missing prepositions.

- | | |
|---|---|
| a. She comes ... Tamil Nadu. | d. She puts the sticks ... hot sulphur. |
| b. She is working ... a factory. | e. She borrowed money ... the owner. |
| c. I come here every day ... my mother. | f. They should be ... school. |

2 Match the numbers with words from the text.

- | | | |
|-----------|----------|-------|
| a. twelve | c. three | e. 30 |
| b. one | d. 13 | f. 50 |

C Mediation and communication

You show your friend the photo of Sindhu.

Answer his or her questions.

- | | |
|-----------------------------|--|
| a. Where is she? | d. How much does she earn? |
| b. What is she doing? | e. Can that happen in other countries? |
| c. Why isn't she at school? | |

D1, 46

D Listening

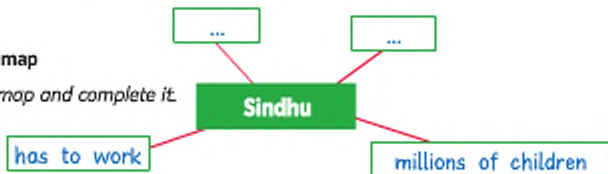
Which of these 'problems' does Loma have?

- | | |
|-----------------------------|--|
| a. Her dad had an accident. | c. Her fingers hurt. |
| b. Her hair looks terrible. | d. She has to do her English homework. |

E Skills

Making a mind map

Copy the mind map and complete it.



F Writing

1 Use your mind map from part E and complete the sentences about Sindhu.

- Sindhu has to work because
- With the money which she earns she has to buy
- Millions of children in India
- They should be But they

2 Your opinion

"Children like Sindhu have a very difficult life."

What do you think about this opinion? Write two sentences.

1 A day trip (modal verbs → G6) (→ p. 46/ex. 1)

Jean and Terry are talking about a day trip to Calais.
Complete their sentences with 'can', 'can't' or 'needn't'.

- I bought tickets so we ... go to Calais on the ferry.
- It isn't raining now. We ... take our umbrellas.
- The traffic jams are terrible. Why ... we get on a train to Dover?
- Well, by car we ... be in a hurry to get the last train back.
- I've got a digital camera so we ... take your old camera with us.
- I really hope we ... get a view of the White Cliffs!
- If not, I think we ... buy postcards of Dover on the ferry.
- I'm getting hungry. Where ... we get some snacks?
- I've got a lot of snacks so we ... spend all our money on food!
- You're right. But instead we ... bring home lots of souvenirs.
- No, we ... ! I want to save for another day trip soon!



2 Rules on a ferry (modal verbs → G6) (→ p. 46/ex. 2)

a) Look at the signs. What **must**/**mustn't** you do on a ferry?

Example: 1. You **mustn't** lean out too far. 2. You **must** listen to announcements.



1 lean out



2 listen to



3 put on seat



4 keep out of



5 throw away



6 take back



7 leave



8 keep



9 dive off



10 carry

b) A little boy is asking his dad about the signs on the ferry. Write his questions and find the right answers from the box below.

- Why **mustn't** I lean out here? – Because you could fall into the water!
- Why **must** I ... – Go on, please.

Because they clean and use the bottles again. • Well, something could go wrong with the ferry.
• Because someone can steal your bag. • Because you could fall into the water! • They give you money for the empty bottles at the café. • The seat will get dirty! • Because it's against UK customs rules. • It's only for people who work on the ferry. • Well, then they can't steal it, of course! • It's very dangerous and you can get hurt!

3 Work for it! (will-future → G7) (→ p. 47/ex. 3, 4)

- a) You want your eyebrow pierced. Your parents agree but they won't pay for it. Your family and neighbours will help you to get the money together.
Make sentences. Example: 1. OK, Mr Brown, I'll help you in the garden for four pounds.



1 Mr Brown/help/£4.00



2 dad/paint/£5.00



3 aunt+uncle/do shopping/£3.00



4 brother/deliver/£5.00



5 grandma/clean/£4.00



6 Mrs Howard/read/£3.00

- b) You are trying to organize your jobs for this week but it's not that easy.
Look at the notes and make sentences.

1. I **won't help** in the garden today because it's too hot!
2. We **won't paint** ... *Go on, please.*

4 Lots of questions! (will-future → G7)

Make questions. (→ p. 47/ex. 5)


not help in garden today — too hot
 not paint garage (with Dad) until Saturday
 — we have to buy the paint
 not do the shopping on Thursday
 — they always do it on Friday
 not deliver papers every day (just at weekend)
 not clean windows (with a friend) now — raining
 not read to Mrs H. tomorrow — she's at a party then

1. How
2. Where
3. Why
4. What
5. When
6. Who
7. Where
8. Why
9. Who

will
 won't

she stay when she's in England? Hotels are so expensive!
 they deliver that pizza? It's already 10 o'clock!
 she do in a new town without her friends? She'll really miss them.
 they get there without their car? There's no train station there.
 you come to my party? Are you still angry with me?
 help Tom put up the shelves? They're too heavy for one person.
 Dad move to a big town? Towns are much better than villages!
 look after my bags? I want to go swimming.
 I get the money from for a new bike? Why did they steal my old one?

Unit 5 Screen shots



Programme 1: A tough hero and a fair heroine

DID YOU KNOW?

- The average British teenager watches 2–3 hours of TV daily. Most watch between 3:30 p.m. and 9 p.m. Favourite programmes are sports, drama, Bollywood films, talk shows or reality shows and soaps. In Britain some soaps have over ten million viewers per week.
- Bollywood, the world's largest film industry, comes from India. It makes over 1,000 films per year – twice as many as Hollywood. Bollywood films are very popular with British teenagers.
- Most Bollywood films are dramatic musicals which are at least three hours long. But they seldom kiss on screen.



1 What do you watch? (→ p. 48/ex. 1)

- What programmes do you watch on TV? What kind of programmes are they? Look at the box for help.
- Look at the screen shots and captions. What kind of programmes do you think they are from?
- Which of these programmes would you like to watch? Why? Discuss with a partner. Start like this:
 - A: I'd like to watch the film in screen shot number 1.
 - B: Why? I think it looks boring.
 - A: Oh, I love Bollywood films. The music is ...

WORDS

- cartoon [kɑːtuːn]
- comedy ['kɒmɪdi]
- detective story [dɪ'tektɪv stɔːri]
- documentary [ˌdɒkjə'mentəri]
- docu soap [ˈdɒkjʊ səʊp]
- reality show [ri'æləti ʃəʊ]
- science fiction [ˌsaɪəns 'fɪkʃn]
- talk show [tɔːk ʃəʊ]
- thriller [θrɪlə]



Programme 2: Places of myth: Galact's grave



Programme 3: A day in Avondale



Programme 4: Another hot topic



Programme 5: Yes, Watson. That's very strange!

02.1  2 Let's listen: The script

Look at the photos and listen to the five bits of script. Which one could be from which programme?

Script 1 could be from programme ...

Script 2 could be from ... Go on, please.

3 Film and TV facts (→ p. 48/ex. 2)

Read the fact box and complete the sentences.

- British teenagers watch ... daily.
- Most watch between ...
- Their favourite programmes are ...
- In Britain over ten million viewers watch ...
- The world's biggest film industry is from ...
- They make ... films per year.
- The films are at least ... long.
- They seldom ... on screen.

 4 Let's talk: The best film!

Each of you chooses a film which you want to see.

Tell your class about it.

The film is called ...

It's a thriller/comedy/ ...

I like it/I'd like to see it because it's exciting/funny ...

The music/actors/story/ ... is/are great!

- ▶ We use *some* / *any* with countable or uncountable nouns.
- In questions: *I haven't got any homework tonight. Are there any good films on TV?*
 - In affirmative sentences: *Yes, there are some good films later.*

→ G6

	BBC1	BBC2	ITV	Channel 4
4 p.m.	4:15 – 4:35 children Pet Tips 4:35 – 5:00 sports Final Score (football and more ...)	4:30 – 5:15 cooking Ready Steady Cook (famous cooks have 20 minutes to make a tasty meal)	4:30 – 5:30 detective story The Adventures of Sherlock Holmes (drama series, today: The Hound of the Baskervilles)	4:30 – 5:00 game show Countdown (words and numbers game where you run a race against the clock)
5 p.m.	5:00 – 5:30 children Blue Peter (how they make windows) 5:30 – 6:00 soap Neighbours	5:15 – 6:00 game show Weakest Link (... and you won't get any help from game show host, Ann!)	5:30 – 6:00 sitcom My Parents are Aliens (Dad has a new job ... as a burglar!)	5:00 – 6:00 drama series Emergency Room (Dr Carter has three problem patients in one afternoon)
6 p.m.	6:00 – 7:00 news BBC 1 News and weather	6:00 – 7:00 sports Sports special (A new team player for Man U?)	6:00 – 6:30 news London Tonight 6:30 – 7:00 news ITV News	6:00 – 6:30 cartoon The Simpsons 6:30 – 7:00 soap Hollyoaks (teen series)
7 p.m.	7:00 – 8:00 soap OC California	7:00 – 7:35 music Top of the Pops (charts and number one hit)	7:00 – 7:30 soap Avondale (Is Rob in trouble?)	7:00 – 8:00 news Channel 4 News
8 p.m.	8:00 – 8:30 docu Seaside rescue (the work of rescue teams on the Cornish coast)	7:35 – 10:40 film ★ Chalte Chalte (Best of Bollywood – so get ready to cry for three hours ...)	7:30 – 9:30 film ★★★★★ The Diamond Hotel (Who has stolen the jewellery? Some great stars in this comedy-thriller!)	8:00 – 9:00 travel docu Places of Myth: Wales (a small but special village ...)

1 We've got that, too! (→ p. 49/ex. 3)

1. Which of the programmes from the TV magazine can you watch in Ukraine, too?
2. Which ones are like programmes on Ukrainian TV?
3. Which would you like to watch? Why?

2 Things to do (→ p. 49/ex. 4, 5)

Put in 'some' or 'any' and say which programmes they are.

Example: Have you got any questions about pets? Well, watch 'Pet Tips' on ... at ...

1. Have you got
2. There are
3. You won't get
4. Find out about
5. You can watch
6. For
7. Are there

some
any

questions about pets? Well, watch ...
great stars in this film. That's ...
help from the game show host, Ann, in ...
Welsh villages and the myths around them in ...
rescue teams on the job in the documentary ...
fun in a family with crazy parents don't miss ...
new songs in the charts this week? Find out on ...


D2.2  A runaway from Avondale

- PC Burns: Where is this teenager?
 Man: Wait a minute! I think I saw the lad somewhere. Yes! It was this morning. He was at the train station.
- PC Burns: Did he have anything with him?
 Man: Yes, he had something in his left hand – a rucksack. No! It was a big, blue sports bag.
- Jenny: Hello, officer! Is there anything wrong?
 PC Burns: Hi, Jenny. Do you know where your younger brother is?
 Jenny: Rob? He isn't in trouble, I hope.
- PC Burns: Well, we don't know. Somebody called just an hour ago. Your dad, I think. Rob didn't come home from school yesterday.
 Jenny: Oh, no! But he has to be somewhere! I'm sure he hasn't got anything to hide, but I think he had something on his mind ...



3 Work it out!

a) Read the bit of script from a TV soap. Who is the runaway? Where could he be? What do you think?

-  b) Which words with 'some' and 'any' do you use in statements, negatives and questions? Collect the words and make a grid.

▶ I have some information about somebody or something, somewhere.
 He hasn't got any information about anybody or anything, anywhere.

→ G8

-  4 He must be somewhere! (→ p. 50/ex. 6, 7)

Choose the right word and find another clue about where Rob could be.

- The police couldn't find Rob (*anywhere/somewhere*). So they went to the train station.
- At first they didn't find out (*anything/something*). Then (*anybody/somebody*) spoke to PC Burns.
- "(*Anybody/Somebody*) who looked like Rob got on the 7:30 train to London this morning," he said.
- "So perhaps Rob is now (*anywhere/somewhere*) in London," he added.
- PC Burns was sure that one of Rob's friends knew (*anything/something*).
- But he couldn't get (*any/some*) information from him.
- Then Jenny told the police (*anything/something*) which was really interesting!


 5 For my folder: Rob's diary

Why do you think Rob left home?

What did he have on his mind?

Where did he go?

Make up his diary for the three days.

- 
- 20th → I was very worried about ...
 - 21st → I took the 7:30 train to London and ...
 - 22nd → I phoned home but ...

Scenes from The Diamond Hotel

On Saturday there were a lot of guests at the reception desk in The Diamond Hotel.

B2
3-2

1 Let's listen: At the reception desk (→ p. 51/ex. 2)

- a) Look at each scene and listen. How do the people start?
Example: They start scene 1 with ...

Excuse me. • Sorry, I'm late. • Excuse me, sir. •
Good morning. • Hello. • Good afternoon.

- b) Who said what? Match each scene with an answer.
Example: Answer 1 goes with scene ...

- I'm terribly sorry, but you can only smoke your pipe outside.
- Oh, I'm so sorry! I didn't see the notice.
- It's no bother. I'll have a look.
- Certainly, Miss. Which film would you like to see?
- Yes, of course, Mrs Richstone.
- How awful! Are you OK?

- c) Listen again. Were you right?

- d) Practise the dialogues with a partner.



02.5  2 Let's listen: Outside the cinema

a) Julie has tickets for 'The Pink Panther' but when she meets Jay at the cinema, he is really angry. Read the dialogue and add the polite phrases from the box.

Julie: Hi, Jay!

Jay: It's past eight o'clock.

Julie: I fell outside the hotel.

Jay: Are you OK?

Julie: Yes.

Jay: The film is on.

Julie: Yes. I missed the bus. The real film never starts at the time which they give on the tickets.

Jay: I'm getting wet. Can we go inside? It's raining.

Julie: Your hair is wet!

Jay: You've got my umbrella. Remember?

Julie: Oh, yes! I forgot.

Jay: Tell me about the film before we go in.

Julie: It's funny, Jay! Come on!

b) Now listen. Were you right?



c) Listen again and practise the 'polite' dialogue with a partner.

Please don't be angry!

You're a bit late!

I'm so sorry!

Oh, how awful!

Thank you.

Could we maybe go in now?

Of course!

But don't worry!

I'm sorry to bother you but ...

Oh dear!

Oh, that's OK.

How silly of me!

Could you please ... ?

I'm sure you'll enjoy it.

3 Mediation and communication: About the Pink Panther (→ p. 51/ex. 9; p. 52/ex. 10)

You and a friend are looking at DVD reviews on an English website.

Answer his/her questions.

COMEDY The **NEW** Pink Panther (USA, 2006)

Most of you will know the story from the old film with Peter Sellers, but for the few who don't: Someone murders a football coach in the middle of a game and steals the most famous ring in the world, the Pink Panther, from him. Inspector Clouseau (comedy super star Steve Martin) is after the murderer. Clouseau's boss Dreyfus (Kevin Kline) gives him an assistant: Detective Ponton (Jean Reno). While they are looking for clues, they meet the dead coach's beautiful girlfriend, Xania (Beyoncé Knowles) and that's when they really begin to have fun on the job!

Well, the film is OK, but let's face it: Peter Sellers was and will always be Inspector Clouseau. Steve Martin is just *playing* Clouseau. Now that's a really big difference, if you ask me!



1. What type of film is this?
2. What is this comedy about?
3. How many characters are there in the film? What do they do?
4. How does the critic find the film? Why?
5. Would you like to work in film making?

4 For my folder: A 'polite' poster

Make a 'polite' poster for your classroom.



Excuse me! This is a lesson. Please turn off your mobile phone!

READING

SKILLS

Tips to practice good reading

How can you make reading a story sound interesting? Here are some tips for you to follow.

- Understanding: read the story for yourself.

Where does the story take place? Tick the words you find unknown and the words next to them. When looking up the words choose the meaning that match the context.

- Pronunciation: can you pronounce these words? Listen to the text to make sure.

- Checking: listen to the CD and repeat the story aloud after the speaker. Can you hear the ups and downs in the speaker's voice? Can you imitate? Are you close? Which words do you stress?

- Reading: can your partner understand your story?

- Personal: If you like your reading yourself, then your friends will like it. So, work with pleasure



1 A great story (→ p. 53/ex. 11-13)

a) Read the story. Can you say all the words? Practise the difficult ones.

b) Listen. Where does your voice go up or down in the sentences?

Example:  Once again, I was in a new school.

D2,
6-7



My best enemy

I was in a new school. So was a girl in my class named Paris. I couldn't stand her.

I considered her my enemy. She liked me. She wanted to be friends.

One day she invited me over and I said yes. This girl who wore the latest fashions wanted me to go home with her.

When we got to the room, she took out a big case of Barbies. We sat on the floor of a walk-in closet, laughing as we made up crazy stories about the Barbies. When we got bored making up stories, she took out a small case of make-up and taught me how to put on a lip-stick and blush.

I still thought I looked like a clown.

We spent that afternoon screaming with laughter. She showed me her wardrobe, which came from a designer clothing store.

The woman who owned it used Paris as a model for her newspaper ads and gave her clothes in exchange.

Paris charmed the whole neighborhood.

The bookstore owners lent her fashion magazines, the movie theater gave her free passes and the pizza place let her free slices. Soon I was in her magic world.

We spent every free moment together.

She was my first real friend since childhood, and she helped me get through the rough years of early adolescence.

We ended up going to different junior high schools and eventually drifted apart.

But Paris taught me an amazing and very surprising thing about making friends: that your worst enemy can turn out to be your best friend.

c) Record your story and listen to it. Remember: \cdot = stop and , = pause

d) Listen again. Try to copy the voice on the CD so that your reading sounds better.



e) Now choose another story, for example p. 16/17 or p. 46/47. Use the skills box and read the story to the class.

D2, 8  1 Let's listen: An interesting role (→ p. 54/ex. 14)

a) Star guest on Ian Hall's talk show today is Amanda Willis.

Listen to the interview and look at the key phrases.

Which four does Ian ask her about?

b) Listen again. Correct the sentences.

- | | |
|--|---|
| 1. Amanda met the film crew in the zoo. | 4. The director was angry. |
| 2. She just walked up to the star actress. | 5. Amanda hates TV dramas. |
| 3. The assistant gave her one day to practise. | 6. She has got a lot of different hats. |

documentaries • first role in a big film? •
live in London • learn lines? •
was anything difficult • like your hotel? •
more TV dramas • Bollywood?

D2, 9  2 Let's listen: Is it a draw?

Do the TV quiz with the players on the game show.

1st question:

- James Bond?
- Sir Arthur Conan Doyle?
- Shakespeare?

2nd question:

- General Hospital?
- Chicago Hope?
- Emergency Room?



3rd question:

- Spiderman?
- Batman?
- Superman?

4th question: (Use the photo.)


- dirty hands?
- thinking?
- saying hello?

D2, 10  3 Sounds: [əʊ], [aʊ], [eə] and [ɪə]

a) Write down these sentences. Listen and repeat.

- She **told** me not to **shout** or be **loud** at the **show**.
- This **year** her **hair** is **fair**. But I don't **care**. She isn't **here**.
- The **air** here is **clear** but over **there** in the **dairy** it is **scary**.
- He's a **proud** poet and a **couch** potato.

▶ [əʊ] as in *close*
[aʊ] as in *down*
[eə] as in *pair*
[ɪə] as in *year*

 b) Write the phonetic symbols [əʊ] or [aʊ], [eə] or [ɪə] above the words in yellow. Practise the sentences.

D2, 11  4 A poem: Films (→ p. 54/ex. 15)

Some films are sad – you watch them and cry.
You know that the hero is going to die.
Some films have spies – they fight, run and jump.
When they crash their cars, there's a very big bump!
Sometimes aliens come down from space.
That often means trouble for the human race.
And then there are ghost films – ghosts come out at night
And give everybody an awful fright.
But the worst films are love films where all the stars kiss.
Those are the films that I want to miss!

(William Sears)



What kind of films does the poem talk about? What are the worst films? Do you agree?

The Hound of the Baskervilles

A Holmes meets Sir Henry

No one knew who killed Sir Charles Baskerville at his old house, Baskerville Hall, on Dartmoor in the southwest of England. People said that it was a huge and terrible hound that glowed at night. They called it the Hound of the Baskervilles. Sir Charles had no wife and no children. So the only inheritor of the big house was Sir Charles' nephew, young Sir Henry Baskerville. Sir Henry arrived from Canada, but before he moved into Baskerville Hall, he visited the famous detective, Sherlock Holmes, and his assistant, Dr Watson, at 221b Baker Street, London.

B The Baskerville story

Holmes was surprised when he saw him. Sir Henry looked really frightened. "What's the matter, Sir Henry?" he asked. "Quick, Watson! Give this man a cup of tea!" "I'm really sorry. But I'm scared. I'm the only inheritor of Baskerville Hall, but I can't live there. A huge and terrible hound that glows at night kills Baskervilles, they say. Now I'm the last one left. I need to know: Is this hound real? You are the only man who can solve this mystery, Sherlock Holmes." Holmes thanked Sir Henry and his assistant decided to go with him to Dartmoor the following day. "Did you notice his boots, Watson?" asked Holmes after Sir Henry had left the flat. "Yes, I did," said Watson. "One was black and one was brown!" From the window Holmes and Watson watched Sir Henry as he walked down Baker Street. A tall man with a black beard was following him. "Very strange," said Holmes.

C Hunting dogs

On the next day Holmes, Watson and Sir Henry arrived on Dartmoor. At Baskerville Hall, the servant Barrymore took their bags. "Holmes!" whispered Watson. "Barrymore has a black beard ... !" "You should leave this place, Sir Henry!" said Barrymore. "The Hound of the Baskervilles will kill you like it killed your poor uncle!" Just then they all heard a dog. "Woof! Woof!" "W-what's that?" asked Sir Henry. He was white in the face. "It's only my hunting dogs," said Barrymore. "Like all dogs they can smell very well. They know there are strangers in the house."



D The boot mystery

The following day Holmes, Watson and Sir Henry went for a walk on Dartmoor. "Excuse me, Sir Henry," said Holmes. "Why are you wearing one black and one brown boot?" "They're the only boots which I have now," said Sir Henry. "First, someone stole one black boot from my hotel room in London. I had never worn them, they were new. Next morning I couldn't find one of my brown boots ... !" Suddenly they heard a terrible noise. It sounded like a wild animal. But they couldn't see any animals on the moor.

E An invitation

When they got back to Baskerville Hall, a visitor was waiting for Sir Henry. He was tall, had fair hair and grey eyes and he wore a white coat like a scientist. "Hello, neighbour!" the man said. "Stapleton is the name!" "We heard a terrible noise when we were walking out on the moor, Mr Stapleton. What was it?" asked Sherlock Holmes. "Stupid people believe it's a big dog which glows in the dark," laughed Stapleton. Holmes went over to a picture of a man above the fire. "Hmm," he said. "Who's this?" "It's my other uncle, Rodger Baskerville," said Sir Henry. "He died in South America. He had no children." "Hm," said Holmes to himself. "Fair hair, grey eyes ..." "I'd like to invite you all to supper tonight," said Stapleton. "Thank you, Mr Stapleton," said Sherlock Holmes. "But Dr Watson and I must go to the station right away." "But Holmes," said his assistant. "We've only just ..." "Right now, Watson. Please hurry up." "Thanks for the invitation, Mr Stapleton," said Sir Henry. "But I'm afraid to walk on the moor after dark." "You aren't scared of the Hound of the Baskervilles, are you, Sir Henry?" laughed Stapleton. "There is no hound. But come at six, it doesn't get dark until seven."

F A strange powder

"Did you notice Stapleton's hands?" Holmes asked on their way to the station. "Yes, I did, Holmes. There was a white powder on them. Stapleton is a scientist, I'm sure the powder is from one of his experiments." "Hmmm ..." said Holmes. "It's very strange."

1 Before you read: Be a detective

- a) What do you know about Sherlock Holmes?
 b) Where is he at the moment?
 What do the clues in the picture tell you?

**2 The story so far** (→ p. 55/ex. 16)

- a) Match the things in the box with the people:

Barrymore • Sir Henry • Stapleton

grey eyes	black beard
brown boot	white powder
fair hair	black boot

- b) Complete these clues in the story so far.

- The man in the street could be ...
- Mr Stapleton looks like ...
- Sir Henry had never worn the ...

G A hound as big as a horse

At six o'clock Sir Henry knocked at Stapleton's door, but no one answered. Then he saw his neighbour's face in an upstairs window. "Hello!" said Sir Henry. "It's getting dark out here. Let me in ...". Suddenly there was a terrible sound. It was like the bark of a dog, a very big dog. It came across the moor – nearer and nearer. "The Hound of the Baskervilles is coming to get you, cousin!" laughed Stapleton. "Help, help!" shouted Sir Henry. "Hang on, I'm not your cousin ...". "Oh yes, you are!" said Stapleton. "You thought Sir Rodger Baskerville didn't have any children, but he had me! So Baskerville Hall belongs to both of us." "But that's no problem," said Sir Henry. "We can share it. Just let me in!" Stapleton just laughed. "Why share the Hall with you when I can have it all to myself?" The sound was very near now. When Sir Henry turned, he saw a terrible hound. It was as big as a horse. It was sniffing the ground where Sir Henry had walked. Its body glowed and its eyes were like fire! It ran towards Sir Henry and jumped. Sir Henry closed his eyes.

**H** Holmes solves the mystery

BANG! A gunshot echoed across the moor. BANG! BANG! The terrible hound fell to the ground. Stapleton could not believe what he saw from the window: Three London policemen came out of the bushes with guns. Behind them came Sherlock Holmes and his assistant, Dr Watson. "Arr! Holmes!" cried Stapleton. "I thought that you wanted to go to the train station!" "Oh, I did," said Holmes calmly. "But only to meet Her Majesty's three finest policemen. He turned to the policemen. "Arrest him." The policemen went into Stapleton's house and took him away. "You solved the mystery, Sherlock Holmes!" said Sir Henry. "The Hound of the Baskervilles is dead. Now it's safe to live here again!"

3 How does it end?

Match the right picture with part H of the story.



4 Who's who?

Read the clues and find the name of the person.

- | | |
|-------------------------------------|--|
| 1. He died at Baskerville Hall. | 5. He was at Holmes' flat, too. |
| 2. He came to England from Canada. | 6. He was a servant at Baskerville Hall. |
| 3. Sir Henry visited him in London. | 7. He was Sir Henry's neighbour. |
| 4. He lived at 221b Baker Street. | 8. He died in South America. |

5 How did you do it, Holmes? (→ p. 55/ex. 17)

Dr Watson asks Holmes how he solved the mystery. Match the parts and find his answers.

- Someone stole a black boot
- So he then stole an old brown boot
- Barrymore had a black beard, too,
- Stapleton had fair hair and grey eyes
- The hound glowed in the dark

because Stapleton put white powder on it, but the man who followed Sir Henry was taller, but it was new, so it didn't 'smell' of Sir Henry, and the hound got Sir Henry's 'smell' from it, so maybe he was the son of Sir Rodger.

6 For my folder: The Important facts

(→ p. 55/ex. 18)

Dr Watson writes to a friend about the Hound of the Baskervilles. What does he say in his letter?

Dear ..., imagine what happened ...
I was on Dartmoor with We went there because

1 Different programmes (→ p. 56/ex. 19)

Make a grid. Write all the different sorts of TV programmes at the top. Add the names of programmes which you know.

cartoons	soaps	children's programmes	old films	...
Simpsons	The Royal Today

2 Let's talk: What programme is it? (→ p. 56/ex. 20)

Think of a TV programme. Answer your partner's questions about it. Can he or she guess what it is?

- A: I'm thinking of a programme on TV. I watch it after school/at the weekend/ ...
 B: Is it a soap?
 A: No, it isn't. I'll give you a clue. It's about a strange family.
 B: Is it ... ? Go on, please.

3 Let's look: Sherlock's room (→ p. 56/ex. 21)

- a) What was there in Sherlock Holmes' room? Look at the picture for ten seconds and then close your book and make a list of things you can remember.



- b) Look again. Find four things which couldn't belong to Holmes.

4 Which word is correct?

Complete the captions for the cartoons with the right words from the box.

some • something • somewhere • anybody • anything • anywhere



1 Is there ... there?



2 ... people are really lucky.



3 Is there ... I can put this?



4 We've got ... to tell you.



5 The keys must be here



6 I can't see ...

5 Visitors to a youth centre in Wales

What can you say in these situations? Be polite. Look at the box on page 73 for help.

1. You can't find your dictionary. You think one of the visitors has it.
2. The others are watching a football match but you want to see a talk show.
3. The others are playing very loud music at one o'clock in the morning and you can't sleep.
4. You'd like to borrow a book about aliens from somebody.
5. In the morning you cooked supper. Your friend called and you forgot it on the stove. It burnt.

YOU CAN ALREADY

- ✓ read about films you watched, describe events and explain why you like it
- ✓ understand an English program and tell your partner about two programs on p. 70
- ✓ talk about films you watched on DVD. Your friend asks about the plot and you answer
- ✓ ask your friend politely to help you with your homework
- ✓ apologize politely to your friends for doing something wrong
- ✓ read a story aloud

Sue's story

a) Look at the pictures. What's happening? What do you think?



1. Last Saturday Sue Brady, a bike ... , was in South Kensington¹ when her ... rang. A customer needed something ... Harrods at once. That wasn't a problem ... Sue was near it. She said goodbye and rode away ...



2. Two minutes ... she arrived at Harrods. But she didn't ... what to do with her bike. She ... carry it into the shop so she left it with the man at the door ... was a bit surprised. The young man just said, "... problem!"



3. Ten minutes later the girl came out of the shop again ... a really big bag in her ... It was ... but the man at the door said, "Let me help" They fixed² it onto the ... which Sue then pushed. She felt ... but she couldn't ride it.



4. She pushed the bike until she ... at Buckingham Palace. She stopped ... the famous palace. It was very ... "How can I get in?" she thought. "I can't just ride ... the gates and ring the bell. But maybe I could ... the palace on my mobile. Yes!"



5. At the ... of the palace there was a guard³. Sue told him that she had to ... something to the Queen. At first he didn't believe her but then he ... the palace. She could see the Queen at a ... Yes, Sue could come in. The Queen ... about her.



6. Two ... later she entered the palace kitchen. The Queen's dogs were ... because they were hungry. Sue gave her big ... to a servant who took out the tins and gave the food to the dogs. The Queen was ... and she said to Sue, "Thank you! Now let's have a ... of tea."

b) Read the texts below the pictures and fill in the missing words.

arms • arrived • bag • because • bike • called • couldn't • courier • cup • deliver • from • gates • happy • heavy • hot • knew • know • later • minutes • mobile • No • noisy • outside • phone • quickly • stupid • through • with • who • window • you



c) Make groups of six. Each person chooses one picture and learns the text. Now tell the story to the class.

¹South Kensington [saʊθ 'kɪŋzɪŋtən] – part of London,
²to fix [fiks] – to repair, ³guard [gɑ:d] – an honor guard

An advert



1 Questions

a) Look at the advert and answer the questions.

1. How much is a burger with chips?
2. How much are two burgers with chips?
3. How many burgers must you buy to get two for the price of one?
4. Where is the burger shop?
5. What's the name of the burger shop?
6. Why should you go there?

b) Would you like to eat one of these burgers? Why or why not?

2 The language of adverts

Which of these features¹ can you find in adverts?

- exclamation marks short sentences big letters long sentences a few words
 difficult words small picture question marks small letters easy words big picture a lot of words

3 My own advert

Now make your own advert for burgers. You can use these words and phrases:

- ▶ tasty you can't say 'no' to only ...p with chips
 if you buy ... only for one week very cheap great price
 don't miss it just do it

¹feature [ˈfi:tʃə] – a prominent characteristic

Unit 6 It's my capital city!



Is This Your First Time In Kyiv?

1. You can truly appreciate its beauty if you take a look at Kyiv from a bird's eye view. Volodymyrska Hirka (Hill) makes a great viewing platform.
2. Motherland Monument is a 62-meter sculpture (102 meters with a pedestal) of Motherland in Kyiv located on the hills. It overlooks the Dnipro and you can easily see it from any distant point.
3. From the observation platform at the National Botanical Garden you can spot a great view of the Dnipro River, part of the left bank, and the Paton Bridge. This place is fantastic in spring when romantic symbols – lilacs and magnolias – are in bloom. (Do you know what those flowers symbolize?)
4. St. Sophia's Cathedral is located in the very center of Kyiv. It has been here since the 11th century. This is one of the oldest temples of Kyiv Rus', survived to the present day.
5. **M** The Kyiv Metro is a three line system with all lines meeting in the city centre to form a triangle. It has 52 stations. It's much faster than land transportation.
6. Viktor Pinchuk Foundation started PinchukArtCentre on September 16, 2006. The centre occupies 6 floors and has exhibits rooms on 4 floors. There is a video-lounge hall and a café on the 6th floor. If you get hungry we advise you to have a snack here and enjoy the Kyiv panorama.



1 Remember Kyiv

- a) What do you remember about Kyiv?
Make a mind map.
- b) Match the captions with the photos.



2 Let's listen: Sounds of Kyiv

Look at the photos and listen. Where are the people?

Example: The people are in the Kyiv Underground.



2



3



4



5



6



7

On the Volodymyrska Hirka
 In the Kyiv Underground
 At the Sophia's Cathedral
 In the PinchukArtCenter
 In the Botanical Garden
 At the Motherland Monument

3 Feelings and opinions

- a) *Talk about how you feel and what you think of pictures.*

Example: Photo1: I am / feel excited.
 The view is exciting.

frightened • frightening • boring •
 bored • interesting • interested •
 surprised • surprising • tired •
 tiring • excited • exciting

- b) *Choose one photo and talk about it.*

4 A city of adverbs

Describe how, when or where you or someone does something in Kyiv.

Example: In my free time I like
 reading about trips and planning them.

quickly

straight

upstairs

there

slowly

in my free time

right

soon

here

left

never

5 Let's talk. Let's spend a weekend in Kyiv

*What do you want to do, see or visit? Plan your weekend.
 Write notes and discuss your plan.*

A: Let's leave early. B: OK. Then we can... / Oh, no. Let's...


Have you ever ... ? (from Artem's e-mails to James)

- Have you ever had Kyiv Bridge Experience? Passing Trukhaniv Island, you can see the elastic arc of Metro Bridge. It is 700 m long. As all Kyiv bridges, Metro bridge does not look rough and massive. Its original elegance and building structure will impress you. The bridge begins from the metro station 'Dnipro' on the right bank.



- Have you ever been to Hidropark? This is one of the favorite resting places in Kyiv. Children can swim safely because the Dnipro is shallow here. There are many swimming pools, slides and other entertaining places for children.

- Have you ever ridden a boat? River station on Poshtova square is a place to start your boat ride and enjoy the nice views of the river banks.



- Have you ever learned astronomy in a fun way? Kyiv Planetarium is the place where you can learn about stars, planets, and the universe. Here you educate and entertain yourself.

I've found something awesome!

James Smith has arrived in Kyiv with his parents. They are going to stay at the hotel. He and his friend Artem from Kyiv have decided to make a film about the city.

James is going to make a film about Kyiv as a birthday present for Julie, his friend. He is downloading music to make the film romantic.



James has just finished. He has downloaded five songs.

James is surfing the Internet. He is looking for the most interesting places to take pictures of and make a cover. He is clicking tripadvisor.com for help.



He has found some good pictures. He has already printed the cover.

James is thinking of making the film with Artem in English and Ukrainian. James is phoning him to explain. Artem's plans have suddenly changed. Artem is going to Kharkiv.



Artem and his friend have gone to Kharkiv. He has called his parents from the landline phone. He has lost his mobile phone.

James is recording the film himself. He is walking and walking along the streets. It's getting dark. Dark alleys... he doesn't understand where he is.



He has already recorded so much. He is ready to go home but he has lost his way. Maybe he has taken the wrong turn. He can't call anybody...



1 A CD for Julie

Make sentences about pictures 1A +1B

Example: James has arrived in Kyiv.

James and Artem have already decided ...

James

Artem

James and Artem

Artem and his friend

+

have

has

(just)

(already)

+

downloaded five songs.
printed the cover.
gone to Kharkiv.
called his parents from the
landline phone.
lost his mobile phone.
decided to make a film about
Kyiv.

James has arrived

James and Artem have
already decided ... → G10

2 A fantastic walk!

Make sentences about other pictures (2-4).

Example: James has just found some good pictures.

- | | |
|---|---|
| 1. James • just • find • good pictures | 5. Artem and his friend • call his parents. |
| 2. James • print the cover | 6. He • lose • his mobile phone |
| 3. Artem and his friend • go to Kharkiv | 7. James • record so much. |
| 4. Artem • lose his mobile phone. | 8. James • take the wrong turn. |

James has just found

Artem and his friend
have already left. → G10

3 At the end of the evening

What can you say about the Smiths at the end of the evening?

Model: Mr Smith has called the police.

- Mr Smith • make a call to the police
- James • lose his way
- The stranger • buy the map • and show the way
- James • find his hotel
- The family • go to the restaurant
- They • choose traditional dishes.
- James • show the video
- The Smiths • eat supper
- James • leave his camera at the restaurant
- They • do the shopping

leave has/have left
find has/have found
do has/have done
choose has/have chosen
lose has/have lost
go has/have gone
make has/have made
eat has/have eaten
buy has/have bought
show has/have shown → G10

4 Let's talk: Things to do

What do you
have to do?



I have to clean
my shoes...

And I have to
do...

WRITING SKILLS

Making a list:

- Write the things-to-do.
 - Tick what you have to do.
- do my homework
clean my shoes ✓
send a card to Grandma ✓
phone ...

Have you ever heard a travel tale?

It's Saturday morning. James has read Artem's e-mail. He thinks Artem has come back from Kharkiv. He has phoned Artem. Artem is coming to the hotel.

James: Hi, Artem! Come in.

Look at this. I have recorded the video.

Artem: Great. Have you seen everything we planned? Have you been to Experimentarium? It's one of my favourites.

James: No, I haven't.

Artem: You can spend there the whole day and never get bored!

James: I've read about one in Denmark. Let's try. What makes it so exciting?

Artem: You have to touch and move the exhibits because it is the best way to understand how different things work.

James: That's the reason why I've visited Kyiv Planetarium! That will make me good at science.

Artem: Have your mum and dad made plans yet?

James: Not yet, but I think they want to take a boat trip down the Dnipro. I can't go with them. I can get sick.

Artem: I have a plan. Let's go to the hidropark. It's a beautiful spot by the river. I've had a picnic there before. We can lie on the grass.

James: Come on, Artem. It's a nice place to play beach volleyball there.

Artem: But, I have ruined my sneakers ...

James: That's alright. We can play barefoot. I've done it. It's really very comfortable.

Hi James,
I have just read your e-mail about your coming to Kyiv. It's wonderful. However, I won't be there when you are coming. My grandmother needs me in Kharkiv. I am coming back on Saturday. We can meet and make plans what to see more. Have you ever enjoyed visiting a museum? Have you been to Experimentarium? Have you ever touched the exhibits in the museum? Have you ever moved the mechanisms? Have your mum and dad made plans yet? Please call me on Saturday morning.
Artem

Have you ever ... ?

→ G11

1 Things they haven't done yet.

Make sentences

Example: His parents / make / their plans for the weekend / yet.

His parents **haven't made** their plans for the weekend yet.

- James / send / e-mail to Julia / yet
- Artem / phone / his grandmother / yet
- They / be / to Trukhaniv island / yet
- They / spend / much money / in Hidropark.
- James / eat / varenyky / yet
- Artem / invited James to his place / yet

He hasn't sent

... yet.

→ G12

22 2 Has Julie ever ... ?

a) Ask your partner questions about Julie

Example: A: Has Julie ever tasted the 'Kyiv tort'?

B: Yes, she has.

A: Has she ever ... ?

b) Have you ever done these things?

eat chocolate with chopped nuts

have hand-made trinkets

wear Dynamo scarf

hear of Roshen

▶ Have you ever ... ?

- Yes, I have. / No, I haven't.

Has she ever ... ?

- Yes, she has. / No, she hasn't.

→ G11

22 3 Artem's older sister

Nadia is Artem's older sister. She is cooking her favourite traditional dish 'stuffed peppers'. She still has a lot of things to do. Look at the picture and her 'to-do' list. Say what she has done and what she hasn't done yet.

Example: She hasn't chopped the onions yet.



Things to do	
cut off the top of each pepper	X
discard the seeds and membranes	X
grind meat	X
shred the carrot	X
chop the onions	X
mix the ingredients	X
add salt and paprika	X
stuff peppers	X
stand stuffed peppers in a cooking pot	X
cook the tomato sauce	✓
put sauce over the top of stuffed peppers	X
cover the pot	✓
have sour-cream ready.	✓

4 Let's talk: a class survey

A: Have you ever cooked stuffed peppers?

B: Yes, I have. What about you?

Have you ever ... ?

Go on, please.

▶ cook stuffed peppers for friends

- make Ukrainian stew
- slice cheese
- buy vegetables at the market
- peel potato
- ...

What have you bought?

It's Sunday evening. James has been to the shops buying souvenirs for his family. Artem would like to see what he has bought.



Artem: Where have you bought this T-shirt with the trident? Everyone likes this pattern today.

James: In one of the underground stores. It's very Ukrainian. My father will be glad to have it as a gift.

Artem: Where have you got this handmade pottery? It's great for cooking and serving dishes.

James: In one of the street stores, I'm not sure where.

Artem: What a wonderful embroidered shirt!!

James: I've picked it for my mother. ...Oops, I don't know her size...

Artem: It'll fit her nicely, I'm sure.

James: What have I done to magnets? I can't find them.

Artem: You've left them somewhere? Where have you left them?

1 After shopping

1. What has James done?
2. Where has he bought a T-shirt?
3. Who has he picked an embroidered shirt for?
4. Where has he found some pottery?

What have they done ... ?

Where has he bought ... ? **G13**

2 Talking about shopping

Make questions.

Example: to the magnets? • happened • What • has •
What has happened to the magnets?

1. James • Why • bought • a T-shirt? • has •
2. has • picked • he • an embroidered shirt • for? • Who
3. Where • found • has • he • pottery? • some
4. left • them? • have • you • Where
5. he • What • done • to the magnets? • has
6. Why • left • the magnets • he • somewhere? • has

3 'Where?', 'Who?' and 'What?'

Complete the questions.

Example: Artem asks, "Who ... (break) ... ?" – "Who has broken my glasses?"

1. The boy has lost his camera. He asks, "Where ... (leave) ... ?"
2. The girl's shoes aren't there. She asks, "Who ... (take) ... ?"
3. The man can't find his glass. He asks, "Where ... (put) ... ?"
4. The child feels sick. Her mum asks, "What ... (eat)?"
5. James comes late. His parents asks, "Where ... (be)?"
6. Artem and James leaves for a party. Mum asks them, "Who ... (invite) ... ?"
7. Julia starts crying. James asks, "What ... (happen)?"

Let's listen: My culture

1 Words and phrases

- a) Before you listen: What are these pictures?
Example: Picture 'a' is a sunflower.



- b) Nadiia is talking about Ukrainian culture. Listen and look at the pictures. Has she talked about all the pictures? What pictures have been left out?
- c) Listen and read the sentences. Practice reading to your partner.
- For generations people have used the willow to create food baskets, fencing, furniture, and hats.
 - The sunflower has always been the Ukrainian national flower. The seeds are the country's most popular snack.
 - Viburnum opulus or guilder rose (kalyna) is one of the national symbols of Ukraine. Its berries symbolize blood and family roots. You can often see 'kalyna' on the Ukrainian embroidery: towels and shirts.
 - Bread has always been sacred to the people of Ukraine. It's been the proof of wealth. Traditionally, people decorate ceremonial bread with bread flowers and garlands of guilder rose.
 - My grandmother has passed on her bright and colorful 'hoostka'. It holds magical, protective powers and has always served as a talisman.
 - Painted wooden toys have always been a way for children to learn about the world around them.
 - Ceramic pottery has always been the kitchen accessory. People paint them with symbolic and decorative motifs.

- d) Talk with your partner.
Example: A: What's this?

B: It's a 'hoostka'.

A: What is it for?

B: It's a talisman.



2 Mediation and Communication: Museum of folk architecture and crafts

Your class is planning a visit to the National museum of folk architecture and crafts in Pyrohovo. There are 24 pupils and two teachers. Use the information in the brochure and answer the questions.

1. What are the opening hours on Sunday?
2. What time is the last admission?
3. Can pupils go to the museum on Wednesday?
4. Why do people go there?
5. What are the usual activities in Pyrohovo?
6. What can you learn there?

OPEN AIR MUSEUM IN PYROHOVO

Planning your visit

OPENING HOURS

Sun-Mon: 10:00-18:00
Wed: no admission
Thurs-Sat: 10:00-18:00
Last admission: 17:00
You can walk on the territory until late.



Can you see all of Ukraine specialties during one day? Yes you can, if you visit Pyrohovo! It is less than an hour drive from the centre of Kyiv. It includes all main examples of historic and ethnographic regions of Ukraine of the 16-20th centuries. You can enter houses-museums, mills, churches and have a horse ride. You can meet people in folk garments and choose hand-made shirts, straw hats, bags, cushions, and handmade carpets. You can also attend workshops on pottery and other crafts. The craftsmen demonstrate and teach you their crafts: what crafts?

3 Getting around in Pyrohovo

Tourist: Excuse me! Can you help me, please? I want to get to the 'Folk crafts' area.

Ukrainian: Yes, of course. I've got a map here. But it's very far. It's almost in the far end. You'd better take a horse ride.

Tourist: Thank you! But I'm not in a hurry. I can walk and explore places on the way.

Ukrainian: Ok, then, let me show you the stall where you can get a map.

Tourist: Great. Are there any festivals today?

Ukrainian: Yes, Pyrohovo is holding the Festival of Ukrainian foods and drinks today. You won't be hungry. You can sample many traditional foods.

Tourist: Thank you. You've been so helpful.



Symbols on the map:

1. Naddniprianshchyna (Middle Dnieper)
2. Poltavshchyna
3. Marshy woodlands (Polissia)
4. Podollia
5. Carpathians
6. South of Ukraine
7. Folk crafts

4 For my folder: A brochure

Make a brochure for an interesting place in your village, town or city. Think why this place can attract tourists. Take pictures and think of catchy captions.

READING

SKILLS

Scanning is a reading technique. You use it when you want to find specific information quickly. In scanning you have a question in your mind and read a passage only to find an answer. You ignore unnecessary information. How to scan:

- State the specific information you are looking for.
- Think where can you find the answer. If you are looking for ingredients in the recipe, you will read a passage only in the beginning.
- Use headings and other aids. They'll help you to identify which section may contain the information.
- You can skip the rest of the passage.



Borshch recipe

Take a pot, fill it with water. Add ribs and beans. Let them cook for a while. While cooking the meat and beans, you peel the potato, carrots, beets, and onions. Add cubed potatoes to the meat and beans. Chop onions, grate carrots and beets and fry them in some sunflower oil. Add mashed tomatoes and / or tomato sauce. Then add cabbage and fried sauce to the pan. Bring it to boil and let it cook for another 5 min. Add salt and pepper to taste. You serve Ukrainian borshch with pampushky, garlic, and sour cream. Enjoy. (It will take one hour and a half to cook).

Think or ask your mum how much of every ingredient you will need. Cook and check the recipe. You measure meat in grams, vegetables in pieces, e.g. one red beet, two big potatoes.

Summer Compote recipe

Boil the water in a large pot (you get thirsty in summer all the time). Add apples and cherries. Boil 10 minutes until cherries are cooked. Add apricots, plums, pears, black current, raspberries, sugar, and lemon acid. Lower heat and simmer for 10 minutes. Turn off heat and cool completely. Pour compote into glasses and put a spoon of cooked fruit on the bottom. The fruit will be soft and sweet.

Think or ask your mum how much of every ingredient you will need. Cook and check the recipe. You measure fruit in cups and water in liters, sugar in cups, lemon acid in grams.



1 Let's listen: Things you need to lay the table

a) Before you listen, look at the pictures. Think what those pictures can tell you about.

b) Work with your partner asking questions.

Example: A: What's this in picture a?

B: I'm not sure, I think it's a napkin ring. A: I have never heard such a word...

c) After you work with your partner listen and check the words



2 Let's listen: What does it mean here?

Sometimes you hear a word in English which has two and more meanings in Ukrainian. Then you need the complete sentence to get the right meaning.

Listen for these words in eight dialogues.

1.+2. **capital** ● an important city

● a large letter in the ABC

3.+4. **fork** ● A tool for eating ● to put

food into your mouth

5.+6. **ring** ● an object in the shape of a

circle ● To make a phone call

7.+8. **mix** ● a combination ● to meet, talk

and spend time with other people =

Syn socialize [with].

3 A song: Chervona Ruta



(Text: V. Ivasiuk, Translated and performed by S. Pasichnyk)

Just admit it to me
You're controlling my feelings
Though my heart was in pain
When your spell is just killing
And as far as you knew
Of the midsummer flower
When the kiss by the sun
Has the magical power.

Refrain

Please, don't go searching
For the red bloom this evening
For the love that I have for you



Is true, believe
Just as the rivers
Of the mountains all give us
All clean water
You've given life to me
As you visit my dreams
in the green glades of summer
you are coming to me as you would to a lover
and you don't need to give
me a flower of Oscan¹
I'll always be here
You have all my devotion

Which phrases describe the singer's feelings? Can you sing this song in Ukrainian?

¹Ruta (rose) – The name originates from Latin *rosa*, borrowed through Oscan (ancient extinct Italian language) from colonial Greek in southern Italy.

Teenage Kyiv

1 Before you read

Have you ever taken up a hobby? What kind of activity was it? How did you feel?

A My name is Anna. I'm a dancer. Dance is my passion. I work hard for it, putting all of my spare time and effort into dance. When the day of my dance competition arrives, I put everything I have learned about dancing over the years, and show it all to the hundreds of people watching me. No matter how exhausted I am on that dance floor, I may not give up. I need to dance until the very end. In order to be the best dancer I can be, I need to practice during my spare time at home. The most exciting part of dance for me is the competitions, where I perform my dance in front of hundreds of people. Before performing I need to make sure my hair, makeup, and costume look perfect. Once my dance costume is ready, it's time to practice my dance before I go out on the floor. The music starts; I need to begin my dance.



B I'm Lisa. I remember the first time that I signed an autograph. It was in Year 6 after singing in 'Golos krainy' for children in Kyiv. I heard about this chance to perform with popular singers. I filled out the application and my parents signed it for me. Then I recorded and sent a video. Making a video was so much fun that I began posting on the Internet more videos of me playing the guitar and singing songs by my favourite singers like Ruslana and Mariia Yaremchuk. People started commenting on my posts.

Some said I inspired them to learn to play the guitar, others said they loved my voice. I continued preparing. I watched the previous shows and got intimidated by high heels, tight dresses, and hair extensions. Did I have to look like them to win? But the more I recorded the more I realized that I had to be myself. Being authentic and working hard paid me off. The girl in baggy sweatpants with the guitar won the contest! I couldn't believe my classmates and their parents wanted my signature – I was thrilled.

C I'm Andrew. The most frightening thing that has ever happened to me is the car crash. The car crashed into me on the bike. I was helpless and scared. The hospital tests didn't show any broken bones. I could go home. However, the pains didn't stop. My legs felt so weak that I kept falling over. Walking became harder and harder. I couldn't believe that was me. I looked at my bookcase with trophies and felt unhappy. My friends talked to me about cycling, my favourite jumps and what I did when I fell off the bike. I had to learn to walk again. And I did. My muscles were weak first. Every time I fell off I got up and stood on my feet again. Soon I ran and jumped and skipped, kicked a football and rode my bike. It wasn't easy, but I was no quitter.



D Hi, I'm Vlad. Have you ever thought how circus performers trained to do lots of different acrobatics? I have always wondered about that. When I was younger I was afraid of height. I never climbed a tree or a fence. I felt weak among other boys. And now I have joined the Kyiv Circus club for kids between 12 and 16 years old. It runs different projects and workshops suitable for beginners and for those with some experience. It offers young people a wide variety of experiences. They teach circus, mime, movement,

ground and aerial performance skills, music, and drama. We can learn intermediate and advanced rope walks too. It feels so exciting to attempt a mid-air rope walk. I'm improving my balance and increasing physical skills with every day. All in all you can experience all the fun learning the four traditional circus disciplines: manipulation, acrobatics, aerial, and balancing. Soon, we'll have an opportunity to perform in front of our families and friends. Welcome!

2 Things they said

Read these sentences. Who said what?

- | | |
|---|--------------------------------------|
| 1. I was no quitter. | 5. I filled out the application. |
| 2. I'm improving my balance. | 6. Walking became harder and harder. |
| 3. I have learned about dancing over the years. | 7. I got intimidated by high heels. |
| 4. My bookcase was full of trophies. | 8. Dance is my passion. |

3 Impressions

- a) What can you say about children in the stories? How do you think they felt in the past? Why? Match the names with the adjectives.

Example: I think Andrew felt worried, because he couldn't ride his bike.

Andrew	intimidated	nervous	sick	scared
Lisa			frightened	terrible
Vlad	helpless	horrible	worried	odd
Anna	uncomfortable	exhausted		hurt

- b) How do children feel today. There are clues in the stories which tell you that children feel like this. Write sentences.

Example: I guess Lisa feels wonderful. She has just won the contest.

Andrew	wonderful	curious	public	skillful
Lisa			glorious	inspired
Vlad	positive	confident	strong	excited
Anna	interested	pleased		great



4 A day from a diary

Imagine you are one of the children in the texts. Write a diary entry for one day.

▶ October 20th

I got up early because...
I ate a light breakfast of ...
I checked my costumes
At 12:00 I had to see my stylist

▶ April 14th

It was a gloomy morning.
I didn't want to get up.
My legs didn't walk.
I felt hurt.

5 Let's talk: Today

Ask your partner about today.

What have you done?
Where have you been?

Who have you seen?
What has happened?

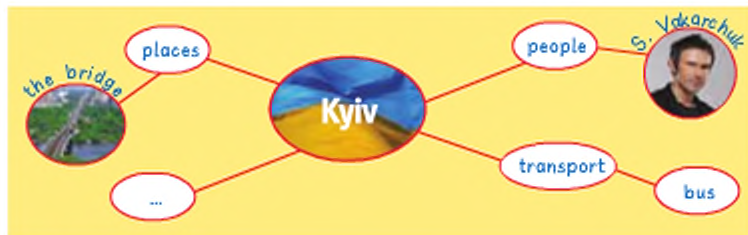


6 For my folder: My pastime

Find a picture of someone doing his/her favourite hobby.
Write about his/her hobby. What does she/he do? Where? Why?

1 Kyiv words

a) Collect words, phrases and photos and make a mind map for Kyiv.



b) Tell your partner about one of the topics in part a).

Use the phrases, e.g *It is a person who...*, *It's a place where...*, *it's an animal which...*, *It's a plant which...*,

Example: It's Volodymyr the Great who ruled in Kyiv in the 10th century.

c) Work with your partner. Ask your partner to guess the word as in the example.

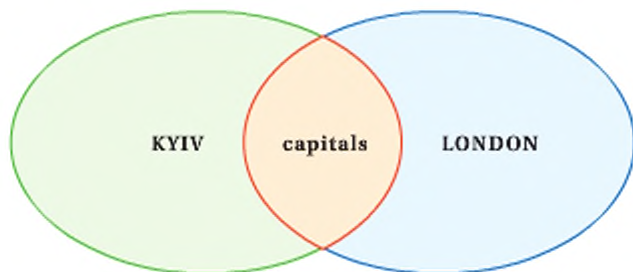
Example: A: It's a national flower of yellow color, which gives seeds.

B: I think, it's a sunflower.

A: Well done.

2 How much are we different and similar?

a) Work in groups. Write all the ideas you know about Kyiv in the circle on the left and all facts about London in the circle on the right. In the space between the circles write the information that is similar for both cities.



3 Can you sort things out?

Look at the verbs and classify them into three groups: verbs for cooking, verbs for traveling and verbs for impressions.

Verbs: grate, attract, move, worry, slice, visit, amuse, enjoy, excite, peel, cut, ride, amaze, take pictures, upset, make a video, impress, pour, mix, ask for a way, chop, serve.

Verbs for cooking	Verbs for travelling	Verbs for impressions
grate	move	attract

4 Words on a chain

Stand in a circle. Say any word about Kyiv, for example, 'transport'. The classmate next to you says a word that begins with the last letter of your word, for example, 'trip'. The game continues and the next classmate says 'pleasure'. The pupils sit down if they can't say a word (no waiting time). The seated pupils catch as many words as they can and compose the sentences with the words. When only one student left standing, he or she says 'Standing Winner'. Seated students read out their sentences. The pupil with the most correct sentence receives the title 'Seated Winner'.





5 Let's help: Visitors to Kyiv

We here in Ukraine need to know how to help visitors who don't speak Ukrainian. Look at the phrases and tell where a visitor should go or what one should do.

Where can I exchange money?

Where can I eat for a moderate price?

Where can I get tokens for the Underground?

Where can I get medical help?

Where can I find ATM machines?

Where should I purchase a ticket for a bus?

Where can I purchase tickets for a tram?

Where can I get some special crafts?

How can I find the Metro station?

emergency medical aid
telephone call 1555 (Kyiv)

In Puzata Khata (inexpensive meals)

in the bank

at department stores

from the driver or
conductor on-board

at bus stops or from the
conductor on-board

go to a counter with a glass
window that says 'KACM'

look for 'M' symbol

at Andriyivskiy Uzviz
in Podil region



6 Find a sentence

To enjoy this exercise you need to revise the entire unit. While you are revising, choose one sentence and write it down to share with the class. Decide for yourself why you like this sentence. Here are some categories that will help you make your decision. Share it with your classmates.

Example: A: Here is my sentence: It wasn't easy, but I was no quitter. What do you think?

B: I guess it's a sentence that contains the main idea. Go on, please ...

- a beautiful sentence
- a very interesting sentence
- a surprising sentence
- a sentence that contains the main idea
- a sentence your classmate doesn't understand
- a sentence that reminds your classmates of something
- a sentence that makes great sense to your classmate
- a sentence your classmate agrees or disagrees with
- a sentence that upsets your classmate.

7 Some more tips

- a) Your friend who is going to come to Kyiv will probably need some information. Look at the situations in the yellow box and choose the suitable advice from the box.

The country code for Ukraine is +380.
Wear appropriate clothing – it's extremely cold!
Try shopping at 'bazaars' instead of large supermarkets!
Avoid travelling at peak times.
Never put travel documents, wallets, money into open jacket pockets.
Don't exchange the money on the street or on the Metro.
Bring your convertor. The electrical current in Ukraine is 220-260 Volts/50Hz.

I want to go sightseeing. When is the best time?
Where can I exchange money?
I need to call Ukraine. How can I do it?
How and where should I carry my documents?
Can I bring my lap top?
I want to taste real Ukrainian food.
I'll be in Kyiv in January. What should I wear?

- b) Surf the Internet and find more tips that can help your friend in Ukraine.

YOU CAN ALREADY

- ✓ talk about sightseeing in Kyiv
- ✓ describe interesting places to see in Kyiv
- ✓ talk about national symbols
- ✓ share your favourite recipe
- ✓ cook your favourite meal
- ✓ give some travel tips
- ✓ explain some Ukrainian traditions
- ✓ describe your favourite pastime

YOUNG CHEFS

Have you always enjoyed cooking and had a love of food? Have you ever dreamed of being a chef or a famous celebrity cook? The Culinary Foundation has announced the Junior Chef Competition. All entrants must be aged between 13 and 15 years old. They must have some cookery training from a school, club or family. The competitors should supply all ingredients they will use in the cooking competition. They should not cost more than 100 UAH. To enter the competition, you must fill out an entry form. Children can either bring hard copies or send an application by e-mail. The competitors will have to produce a three course meal for two people which consists of a fish starter, meat main course with a vegetable and potato dish of your choice. Contestants will receive extra marks for cooking traditional dishes. For the third and final course you'll prepare a dessert of your choice. The competitors will have to decorate the table too. They can bring

what they need for decorations: napkins, table cloths, forks, knives, napkin rings. The organizers provide the rest.

The competition will take place at Cherkasy State Technological University on the last Saturday in June. The organizer is the Department of Tourism and Hotel Management. They think that this competition is a great idea. It will help young teenagers to learn more about healthy food. All entrants to the competition will know in May whether they will take part in the contest. The winner will receive the title of Junior Chef and a week's placement at Ukraina hotel restaurant. The winner will also receive free membership to the Culinary Foundation for one year and a cash prize of 3000 UAH.

Good luck! Let the cooking commence!



A Reading

1 Read the text. Are the sentences right or wrong?

- The competition is a chance for teenagers to try out their cooking skills.
- The entrants need no training to take part in the competition.
- The organizers will provide all necessary things to cook.
- During the competition contestants will cook a two-course meal.
- Entrants will know in June if they participate.
- The winner will work in a top restaurant.
- Part of the prize will be some money.
- There will be extra points for cooking food from local areas.

2 Complete the sentences.

- The contest is for ...
 - sportsmen.
 - young chefs.
 - artists.
- The organizers think that the contest is ...
 - difficult.
 - important.
 - great idea.
- Entrants will have to think before about ...
 - posters.
 - recipes.
 - songs.

B Skills

Using an English-English dictionary

Read the dictionary entries and think what the underlined words mean.

- She treats me like her daughter.
- She treated everything I said as a joke.
- It was difficult to treat patients.
- A trip to the beach was a real treat.
- The café serves an assortment of treats.
- The contest sight looked a treat with all the decorated tables.

treat v ● to behave towards someone or something in a particular way [always + adv/prep] ● to deal with something [always + adv/prep] ● to cure an illness ● buy something or do something special for someone
treat somebody to something ● to clean (washer);

treat n ● (countable) something special that you give someone or do for them ● An event that gives you a lot of pleasure and is usually unexpected ● a special food that tastes good and you don't eat it very often ● my treat spoken used to tell someone that you will pay for something ● look/work a treat BrE informal to look very good or work very well.

© Longman Exams Dictionary

C Mediation and communication

At your school

Your friend Vika wants to sign up for a 'Junior Chef' contest. She needs some information. You are the one who once participated in a similar contest.

Vika: I know you have participated in a cooking contest. Right?

You: You remember? Yeah, it was something.

Vika: What should I do first to sign up?

You: You need to think of a good motivation paragraph...

D Listening

Which table do you like best?

Listen to four Ukrainian children talking about seasonal tables: winter, spring, summer and autumn.

E Writing

- Do you think the contest is a good idea? Write an article for your school newsletter where you ask your friends to brainstorm about a) who can cook and is willing to participate b) possible recipes of traditional dishes c) how to get to Cherkasy from your place.
- Your opinion
 Do you think a cooking contest is a good idea?
 Why or why not?

1 I am Bond, James Bond (simple past → G2)

James Bonds, the famous British film actor is talking about his career. Complete his sentences with **make, enjoy, live, get, watch, join, be, happen, study**. Use the simple past forms.



- I was born in Chester, England in 1968.
- When I was young, I in the Wirral, near Liverpool.
- At school I ... sport and was in several teams.
- When I was a child, I *Star Trek* on television.
- I liked it so much that my ambition ... to appear in a *Star Trek* film.
- At 16 I ... the National Youth Theater.
- I then ... acting at the School of Music and Drama.
- I ... my first film for the BBC in 1996.
- In 2006 I ... the part of James Bond.
- Many people were surprised when this ... , because I have blond hair, and all the other actors who have played before me have dark hair.

2 Back to old days (the simple past)

There are seven mistakes in the text. Find and correct them.

When I were a child, there was only a few TV channels. The programs was in black and white. I loves going to the cinema. The color pictures were exciting. We eat sweets and drink lemonade while watching the films. But my parents stopped taking us to the cinema when I were twelve because they bought a color TV.

3 Tell what Nadia has already done or hasn't done yet.

- a) Work with your partner. Talk about what Nadia has already done or hasn't done yet. Make sentences as in the example.

Example: A: Has she already peeled the potatoes? B: Yes, she has.



- peel the potato (✓)
- grate the carrots (✓)
- slice the cheese (✗)
- wash the dishes (✗)
- cut the bread (✓)
- lay the table (✗)

- b) Think about your day and say what you have already done or not done yet.

4 How are you?

James is on holiday in Kyiv, Ukraine. Look at his notes and in pairs, act out a telephone conversation between James and his friend Julie. Use the present perfect or simple past.

- see the Kyiv Zoo (yet) ✗
- visit the National Palace (already) (✓)
- walk around the parks (two days ago) (✓)
- buy souvenirs at the local market (yet) ✗
- take a boat ride along the Dnipro (yesterday afternoon) (✓)
- try traditional Ukrainian food (already) (✓)
- relax by the beach (yet) ✗



James: Hey, Julie!

Julie: Hello, James! Are you enjoying your holiday in Kyiv?

James: Oh, yes! I'm having a wonderful time.

Julie: Have you seen the Kyiv Zoo?

5 The special holiday experience

a) Read the advertisement and the email. Remember the house exchange that you read about in Year 6. Discuss it with your partner.

HOME TO HOME

The special holiday experience
Have you ever wanted to experience real Ukrainian life? Haven't you always wanted to be more than a tourist in a hotel?

WELL, HOW ABOUT A HOUSE EXCHANGE?

We organize exchanges of two to four weeks – you live in a Ukrainian family house here in Ukraine, and the Ukrainian family lives in your house in the UK.

Contact us for more information

Dear Sir/Madam

I'm writing you about your advert for a house exchange. My family and I have visited Ukraine on holiday many times but we've only stayed in hotels before so we haven't experienced real Ukrainian life! We would like a house for four weeks in the west of Ukraine. My daughter is learning Ukrainian at school but she has never talked to Ukrainian people, so four weeks in the country will be perfect for her. We've never invited other people to live in our house, so could you tell me...

b) Ask a lot of questions about possible experience that your friend can have in your country

Example: Have you ever worked in the kitchen garden?



Hello! Here you can find some grammar pages for the textbook material. Don't get scared. We won't leave you alone in these jungles. We, Jack and Jane, are your guides. Come with us, we'll show the way. Our friend Nutty knows how to overcome some grammar challenges and turn them into a piece of cake.

GRAMMAR

SKILLS

- In the textbook you can see such words as G1. It means that you can find the material on grammar pages in the back. It will be like G1 - the simple present.
- We give rules in the blue background. They make clear *what* the rule is about (What), *how* it is formed (How), *when* people use it when speaking English (When)
- Then you'll find some sentences as examples. The words in bold show you the verb forms or just forms that you should pay attention to.
- You needn't learn the rules. The more important for you is to understand these rules.
- There are also some raps that can help you remember the rules and use them in your speech.

G1 Revision

The simple present

We use the simple present to say that we do or don't do something regularly, or something happens or doesn't happen regularly, or to describe some things or facts. Time expressions used with the simple present: *sometimes, always, often, every (day/month/year), on Mondays, never*

Affirmative sentences

Our team **always plays** on Sundays.
American football players **wear** helmets.

Our teacher **reads** lots of English books.
We **speak** English at school.

Negative sentences

Our team **doesn't play** on Mondays.
German football players **don't wear** helmets.

Our teacher **doesn't read** Spanish books.
We **don't speak** Spanish at school.

Questions

Does a rugby ball **look** like an egg?
– No, I **don't**. / Yes, I **do**.
When do the teams usually **play**?

Do you **play** football on Sundays?
– No, it **doesn't**. / Yes, it **does**.
When do you **play** football?

**Test yourself**

Tell an English-speaking friend something about your team.

Tell: what you play, how many players you have, when you practice, what you do when training.

The rugby rap

1. Pete's not a football fan, but he's a rugby fan. He goes to Twickenham, like every rugby man to see his team. It's like a dream.
2. And every Saturday, he watches how they play. Then calls his friends to say, 'I'd like a game today.' Let's try the park before it's dark.
3. They meet outside the gate. His friends decide to wait for Pete, he's always late. That's something that they hate. But that's not all. Pete's got the ball.
4. They run around and then, they run around again. They don't have thirty men, but only nine or ten. But rugby's fun and so they run.

G2

The simple past of 'be'

We use the simple past for actions which happened at a definite time in the past. That is, we know when the action happened and it is important for us. The verbs *is*, *am* change into *was*, the verb *are* changes into *were*. We form negations by putting *not* after *was* / *were*. Time expressions for the simple past include *yesterday*, *last week*, *two days ago*, *in 2014*.

Yesterday Last Monday A month ago	I	was/was not/wasn't	in France. at the cinema. at home.
	he she we you they	were/were not/weren't	

We always use *yesterday*, *last week*, *two days ago*, *in 2014* with simple past



G3

'Be': The simple past - Questions

We form questions by putting *was/were* before the subject pronoun (*I, you, he, ...etc., e.g. Was she ill yesterday?*)

Was I late?

- Yes, you were. / No, you weren't.

Was the CD expensive?

- Yes, it was. / No, it wasn't.

Were we good?

- Yes, you were. / No, you weren't.

Were you in the playground?

- Yes, we were. / No, we weren't.

How was school? - OK.

Where were you? - In the park.

What was so funny? - Tom's joke.

Who was at the café? - My friends.

When were you at home? - At 10 o'clock.

Why was Dad angry? - Because I was late.

Simple present - *am, is, are*;
simple past - *was, were, clear!*



G4

The simple past

We use the simple past for actions which finished at a stated time in the past or happened one after another. We add **-ed** to most verbs to make the simple past. Some verbs are irregular. They don't form the simple past with **-ed**. You find the simple past forms in the **table of irregular verbs** (second column) (P. 121). We use **didn't** to form the **negative sentences** plus infinitive without **to**. We make general questions with **Did** and special questions with a **Special question word** and **did**.

Time expressions: *yesterday, ago, last.*



Yesterday, ago and last
always used in simple past!

Affirmative sentences

Yesterday he sold his bike.

He lived with his grandparents last summer.

Emma went to Bristol two months ago.

Last night I saw the latest James Bond film.

Negative sentences

We didn't go to the cinema on Monday.

My father didn't play football in his childhood.

I didn't win the prize at the last game.

The computer didn't exist in the 1950s.

Questions

Did MP3 players exist in when you were a child?

- No, they didn't. / Yes, they did.

When did Alexander Graham Bell invent the telephone?

Did you go to school by bus yesterday?

- No, I didn't. / Yes, I did.

How did you go to school?



The *simple past* for *am/is/are* are *was* and *were*.

We use *was* and *were* to make negatives and questions.

Simple present - *am, is, are*,
simple past - *was, were*.
Do you understand, my friend? Yes, I am aware!

**Test yourself**

Complete the sentences.

The police ... (*stop*) a pickpocket in London. What ... he ... (*get*)?

He ... (*get*) five wallets but he ...

(*not get*) much money. Where

... they ... (*catch*) him? They ...

(*catch*) him at Monument.

Where were you this morning?

Were you at the river?



No, I wasn't. I was at the hairdresser.

G5 The substitutes *one/ones*The prop word '*one/ones*'

We use *one* to replace a singular countable noun and *ones* to replace a plural countable noun. We need to use then *a/an/the/some* + Adjective + *one(s)*. We use *this/that* + *one*; *these/those* + *ones* to say which thing we want or mean; with prepositions + Noun (e.g. *on the left*), and */or Which?* when we ask people to say which thing they want or mean.



with Adjective

The black and white *one* is called Madonna.

with demonstrative pronouns

This *one* has blue eyes and
that *one* has broken his leg.

with the preposition + Noun

The *ones* on the left are Madonna's children.

with *Which?*

Which *one* do you like best?



Test yourself

Where can you use the prop word '*one/ones*'? Write the correct sentences in your folder.

Nutty: Look. All these hats are in my shop.

Jane: Which hats are your favourite hats?

Nutty: The hat on the left is expensive. It's £15. The hat next to it is cheap. It's the cheapest hat. And the hat on my head is the most beautiful hat.

G6 Modal verbs *The modal verbs 'can/can't, must/mustn't, needn't'*

Modal verbs are different from main verbs. We use *can/can't* to talk about the ability in the present; we use *must* to express necessity or obligation; *mustn't* shows that it is important NOT to do something; *needn't* explains that it is not necessary to do something.

They have the same forms **in all persons**.

They come before the **subject** in questions and take 'not' after them in negations. They take the **infinitive** without 'to' after them.

Affirmative statements and negations

I **can swim**
but I **can't dive**.

You **must be careful**
but you **needn't worry**.

You **mustn't swim** when
the red flag is flying.

Questions

Can you **swim** very fast?
Can't we **run** around in a swimsuit?
Who **can't swim**?

I **can run**,
but I **can't speak** Spanish.

You **must remember** to phone the
doctor but you **needn't stay** in bed.

You **mustn't take** sweets from
people you don't know.

Can I **use** this mobile phone in the UK?
Can't you **surf** the Internet?
Who **can't use** the Google maps?



Test yourself

Complete the sentences. Use 'can/can't, must, mustn't, needn't'.

We ... escape! We ... go through the trees. We ... take the helicopter. We ... get across the river but we ... swim. We ... take the boat. We ... wait. We ... hurry up!

The holiday show rap

Jack: Hi, hi, hello, hi, hi, hello!
Let's do the super rapper holiday show.

I can climb and you must rhyme.
He must think and she can drink.
We must clap and they can rap.
I can say that they must play.
Can I climb? Oh yes, that's fine!
Can she swim? Oh please, ask him!
Must we rap? Yes, I can clap.
Must we play? What do you say?
What must we do? I don't know, I'm new.
Where must we go? Oh, I don't know.

Who can we call? Let's ask in the hall.
What can we play? Oh, I can't say.
You needn't climb, you can make a rhyme.
You needn't think, you can have a drink.
You needn't clap, you can do a rap!
You needn't run, just lie in the sun!
You mustn't rhyme, please, go and climb.
You mustn't drink, just stop and think.
You mustn't rap, just clap and clap!
You mustn't walk, please, stay and talk!

Jane: Hi, hi, hello, hi, hi, hello,
Let's do the super rapper holiday show!

G7 The future**The 'will'-future**

We use **'will'-future'** to talk about things that are certain to happen in the future; to say what we think will happen in the future; to express our decision to do something while we are speaking – something that we didn't plan. We form **'will'-future'** with the help of the long form **will** or short form **'ll** and the **bare infinitive** of the main verb (without particle to).

In **general questions** we put **will** before the **subject**. In **special questions** we put first **Special question word + will**. In **short answers** we use **will** or **won't**.

Time expressions: *I'm afraid, probably, maybe, I'm sure, I think, I promise, I hope, I know.*

Affirmative statements

I'm sure we'll live out of town. I promise I'll work harder next year.
I think a garden will mean more work. I know our team will win.

Negations

I promise I won't be late. I'm afraid she won't pass her exam.
I'm tired. – OK. We won't walk. I'm hungry. – Ok, we won't stay long.

Questions

What will happen? What will we do tomorrow?
Will we live out of town? Will we rehearse our play?
– Yes, we will. / No, we won't. – Yes, we will. / No, we won't.



Shall is used with **I** and **We** in questions, suggestions and offers.
Shall I help you with your bags?

Test yourself

What can you say?

1. You promise your friend to help her/him.
2. You are sure that it will rain tomorrow.
3. You think your friend will wait for you.

**A school rap**

- | | | |
|-------------------------|-----------------------------|--------------------------------|
| 1. When we leave school | 2. Will we have a job? | 3. I'm sure I will be happy. |
| Where will we be? | And will we live in Greece? | I know I won't be sad. |
| What will we do? | Will we all be happy? | I'll always be your friend, so |
| Who will we see? | And will we live in peace? | I hope you will be glad. |

G8 some and any*'some' and 'any'*

We use **some** and (not) **any** for a number (more than one) or an amount of something. The exact number or amount is not important.

	some	any	examples
In positive sentences	+	-	We've got some bananas today.
'Shh. I'm doing some work'.			
'But I want to listen to some music'.			
In negative sentences	-	+	We haven't got any tomatoes today.
There isn't any milk in the fridge.			
In most questions	-	+	Do you have any pears? Is there any sugar in the cupboard?
when you ask for something	+	-	I'd like some Spanish oranges, please. Can I have some red apples?
when you offer something to someone	+	-	Would you like some strawberries? Do you want some tea with your lunch?

A
NEGATIVE
Y

S
POSITIVE
M
E



G9

The compounds of 'some' and 'any'

We use somebody/someone for a person, something for a thing and somewhere for a place (in, to, at) in positive sentences.

We use anybody/anyone, anything and anywhere in questions and negations.

We use nobody/no one, nothing and nowhere in negative sentences instead of not anybody/not anything/ not anywhere.

Statements

Somebody called just an hour ago.

He had **something** in a big bag.

I think I saw the lad **somewhere**.

Negatives

Who can help? – I'm sorry. I can't think of **anybody**.

I'm sure he hasn't got **anything** to hide.

We can't find the boy **anywhere**.

Questions

Has **anybody** seen this teenager?

Did he have **anything** with him?

Have you seen your brother **anywhere** today?

	Statements	Negations	Questions
People	someone somebody	no one/ not any one nobody/ not anybody	anyone anybody
Things	something	nothing/ not anything	anything
Places	somewhere	nowhere/ not anywhere	anywhere

A verb rap

Somebody here and somebody there

Where is my lipbalm?

– In the bathroom somewhere.

Does anybody know where my schoolbooks can be?

– Just look on the shelves

And I'm sure you will see.

I can't find my keys anywhere to the door.

– They're somewhere in your bedroom.

That's on the second floor.

There isn't any food in my lunchbox for school.

Hey, Mum, what is happening?

That isn't very cool.

Don't tell me anything this morning, I'll be late.

– But then she tells me 'Hey, stay cool!

Just look here at the date.'

I don't know why you're worrying. It's Saturday today.

So put away your bag and books

And go outside and play.



G 10

The present perfect

We use the present perfect to talk about past experiences in our lives. It is not important when they happened. Or we use it for actions which have recently finished and their results are visible in the present. Look at the pictures of Tom in his room. In picture 1 on the left he is renovating his room. In picture 2 you see the room clean and tidy. He has just renovated his room. To show the result we use present perfect.



I am painting the wall.



I have painted the walls.
I have put the books on the shelf.
I have cleaned the window.
I have broken the bed.
My hair has gone pink.

We form the present perfect with the auxiliary verb **have/has** and the **past participle**. We form the past participle of **regular verbs** by adding **-ed** to the verb, e.g. cleaned - cleaned, study studied. We form the **past participle of irregular verbs** differently, e.g. give-given. The time expressions include: **just, already, never**. They go between the verb *have/has* and the *past participle*. Remember: we use **has** with *he, she, it*.

He has **just** washed his hair.
He has **already** put his clothes in the wardrobe.
He has **never** painted the walls before.

He has **just** broken his bed.
He has **already** put books on the shelf.
He has **never** renovated his room before.



Use **already, just** and **never** and remember them forever.



Spelling

one stressed vowel between two consonants	Consonant + y + -ied	e + -d
double final consonant + -ed		
stop - stopped	study - studied type-typed	carry - carried move - moved

G 11

The present perfect: Questions and short answers

We form questions by putting **have** or **has** before the **subject pronoun**. The typical signal words for questions in the present perfect are **ever** and **yet**. In short answers we only use **Yes** or **No**, the subject pronoun and **have** or **has**. We do not repeat the whole question.

Have we told you about the show yet?


– Yes, you have. /No, you haven't.

Have you ever made a web site?

– Yes, I have. /No, I haven't.

Has she ever surfed the Internet?

– Yes, she has. /No, she hasn't.



I've been in a show.
Have you ever been
in a show?



We use **already** mostly in statements and **yet** in questions and negatives, for example: Have we told about the show **yet**? – Yes, you have **already** told us about it. But we **haven't** seen it **yet**.

G 12

The present perfect: Negation

We form negations by putting **not** between **have** or **has** and the **past participle**. Usually we use **short forms**. We place **yet** at the end of the sentence.

You **haven't** answered my question.

The shop **hasn't** closed **yet**.

They **haven't** read our letter **yet**.



G13

The present perfect: Special questions

We form questions with question words by putting **what, why, where, who** at the beginning of the sentence. **Have** or **has** follow directly after question words.

What **has** Terry **done** to his hair?

– It's not his hair, it's only a wig.

Where **have** you **put** my bag?

– On the table.

Why **have** you **changed** your hair?

– Because I didn't like it.

Who **has** ever **been** to England?

– I have.

Where **have** you **bought** this magnet?

– In the story over there.

What **have** you **done** to your camera?

– I have left it somewhere.

Why **has** Nadia **cooked** stuffed peppers?

– To treat her guests.

Who **has** ever **been** to Chyhyryn?

– I have.



Present perfect or simple past



Simple past	Present perfect
I finished work an hour ago.	I've finished my work.
Time expressions: yesterday, in the summer/ June/ 2013, ago, last week/month/year,	Time expressions: ever, never, just, yet, already, this week/month/year

A verb rap

There are lots of verbs in English. We must learn them, that is true.
But it's no problem. - Listen well and say the verb rap, too!



Jack

What we do in London we
And when we are happy we

At a restaurant all the waiters
And at the market people
But in a quiz show people

When police find a pickpocket they
And all of our teachers

Friends who leave the country
Some teams who play football

On sports day in the summer we
Volleyball is something that we
A lot of German visitors
And in the river lots of fish

Taxi drivers in their cars
And on my birthday all my friends
Little children when they play
And in the park the kids on bikes

Farmers with their animals
Friends in town on Saturdays

Our money in our piggy bank we
And when my dogs and cats are tired they

Rescue helicopters
And pupils who work hard at school
At the Tower of London guides

At the end of lessons bells
And singers in a concert

Shop assistants hope that they
And what about those funny jokes you

There are very silly rules we
These are all the English words we
When the lesson finishes we

Group

see - saw - have seen
are - were - have been

bring - brought - have brought
buy - bought - have bought
think - thought - have thought

catch - caught - have caught
teach - taught - have taught

go - went - have gone
win - won - have won

run - ran - have run
do - did - have done
come - came - have come
swim - swam - have swum

drive - drove - have driven
give - gave - have given
hide - hid - have hidden
ride - rode - have ridden

feed - fed - have fed
meet - met - have met

keep - kept - have kept
sleep - slept - have slept

fly - flew - have flown
know - knew - have known
show - showed - have shown

ring - rang - have rung
sing - sang - have sung

sell - sold - have sold
tell - told - have told

break - broke - have broken
speak - spoke - have spoken
wake - woke - have woken

OK, you girls and guys, you're running like a train!
And so, before you stop, let's do it once again!



Grammatical terms

English	English examples
adjective	quick, small, nice, old
adverb	always, often, quickly, loudly
apostrophe	I'm, you're, here's
demonstrative pronoun	this, that, these, those
'yes/no'-question	Do you like computers?
question with question word/special questions	What's your name?
'will'-future	It will be sunny at the weekend.
adverb of frequency	always, often, sometimes, never
auxiliary	be, have got, do
imperative	Don't talk! Listen, please.
infinitive	to do, to go, to see
consonant	b, d, k, l, r, n
short answer	Yes, I did. No, he won't.
short form	I'm, we're, she's got, we won't
long form	I am, we are, she has got, we will not
expressions of quantity	some, any, a lot of, much, many
modal verb	must, mustn't, need, needn't
present perfect	Tom has painted the walls.
personal pronoun	I, you, she, he, it, we, you, they
plural	girls, children, babies
possessive pronoun	my, your, his, her, its, our, their
preposition	in, on, at, about, over
simple present	I live in Greenwich.
simple past	I watched TV yesterday.
relative pronoun	Sam is the boy who I like.
relative clause	Everyone who lives here can speak English.
signal word	last, ago, yesterday, ever, yet
singular	a girl, a boy, an apple
comparison of adjectives	old - older - the oldest, good - better - the best
prop word 'one/ones'	Which one do you like best?
noun	book, dog, sandwich
verb	to be, to go, to do, to write
vowel	a, e, i, o, u
verb	to go, to do, to write
compounds of 'some' and 'any'	somebody, anybody, someone, anyone, something, anything, somewhere, anywhere
irregular verbs	did, said, went

The legend of King Arthur

Step 1: Before you start

- Look at the title. What do you think this story is about?
- Look at the people in the story. What do you know about them?



Step 2: Look

- Look at the pictures on pages 122 to 131. Who can you see? What is happening in each picture? Use the skills box to help you.
- Find a title for each picture.

Step 3: Skim

- Look at the different paragraphs A-F. Skim each paragraph and look out for key words. Write notes.
- Answer these questions for each paragraph: When does the story happen? Where does it happen? Who are the people in the text? What happens? Why?

PICTURE

SKILLS

Picture descriptions

Who can you see in the picture? What story are those characters from? Have you read a book in Ukrainian or watched a movie? Describe a person (appearance, clothing, age). What are they doing? How are they feeling? Can you tell about the relationship among those characters?

READING

SKILLS

Describing the picture

The picture shows...

In this picture I can see

There is ... in this picture

The person in the picture is ...

She looks sad because ...

The people in the picture look happy

because ...

Step 4: Read

- Read the paragraphs. Look up the words which you don't know.
- Find a title for each paragraph.
- Write a summary for each paragraph.

**Step 5: Analyse**

- Look at the text. Who is in it?
- Describe the people. Each group makes a poster for one of the people.
- Present your poster to the class.

S K I L L S**TEXT****Reading journal**

Your reading journal can be of great help. It will remind you what you have read so far. When you begin reading a story, write a title in the reading journal. Then, write the main characters' names in the column. You can always add descriptors (adjectives, nouns) to show their personalities (positive, negative). Give some information about the setting, plot, and genre. You also write what you like/or dislike about the book.

Your reading journal can look like this:

Title of the story:

I liked:

The people:

I didn't like:

Summary:

A picture:

**Step 6: Write**

- There is a gap in the story. It doesn't give any information about Arthur when he was a boy. Find the gap.
- Look at the pictures. What happened to Arthur when he was a boy? Use the words in the box and write four sentences. Check your spelling.
- Find a title for your text.
- Read your text to the class.



weather good • go fishing • ride • fall off •
 lessons difficult • learn a lot of things •
 fight with sticks • hurt Kay

L2, 12-17 ● The legend of King Arthur: How Arthur became king

A King Arthur is more famous than the kings and queens who you can find in history books. But no one really knows if he ever really lived. There are hundreds of different stories about how Arthur became King of Britain. This is just one of them ...

It happened a long, long time ago, more than a thousand years have passed since then. At that time, Britain was very different from today. Deep, dark forests covered the land. Wolves and bears lived there. The most powerful men were wizards and strange things happened where they walked. The King of Britain at that time was Uther. He had castles and land but he was unhappy because he had no wife. "A king must have a queen," Uther said. "I need a son, who will wear my crown when I die." He was in love with the beautiful Lady Igraine but she was already married to the Duke of Cornwall. "How can I make Lady Igraine love me?" Uther asked himself. He decided to fight against Lady Igraine's husband, the Duke of Cornwall. In the battle, he killed the Duke. "Now I can marry the beautiful Igraine!" he said. But Igraine was, of course, very angry with Uther. One night love-sick King Uther was having supper alone in his castle. Suddenly a big, black bird flew into the room through an open window. The bird sat down on a chair. As Uther looked at the bird, it slowly changed into a very old man in a black cape. He had a white beard, a long nose and angry red eyes.




B Uther was scared. "Wh-who are you?" he asked. "What do you want?"

"I am Merlin the Wizard and I want your son!" "Son ... ? I haven't got a son," said Uther. "No, but you'll have one when you marry Igraine," said the wizard and he smiled. "Your son will wear your crown. But Britain is a dangerous place. You must give him to me, Uther, so that he can be safe." "Oh, yes, Merlin! You're right! I'll give you the baby when it is born!" He shook the wizard's ice-cold hand. And it happened just as Merlin the Wizard had said³. Lady Igraine started to love Uther. Very soon they married and a year later a beautiful baby boy was born. Uther ran through the castle to see the new baby. When he opened the door of her bedroom, his wife was asleep.

But she was not alone. Someone was already beside the bed with the baby in his arms! "Merlin! What are you doing here? Give me my son!" "Don't you remember, Uther?" said Merlin. "You promised the child to me!" "Give him back," said Uther and he took out his sword.

He tried to grab the baby from the wizard's ice-cold hands. But the strange, old man changed into a big, black bird. Uther watched him as he flew into the night sky with his little son. "Come back, Merlin!" he shouted. "Give me back my son!"



C That night, in another castle in Britain, another baby was born. She was the daughter of Sir Ector. But both the baby girl and the mother died a few hours later. Sir Ector was very sad. He sat in his castle and cried and cried. Suddenly a black bird flew into the room through an open window. As Sir Ector looked at the bird, it changed into a very old man in a black cape. He had a white beard, a long nose and angry red eyes, and he had a bundle in his arms. Sir Ector was very scared.

"Wh-who are you? Wh-where did you come from?"

"I am Merlin the Wizard. I want you to look after this for me." Merlin put the bundle onto the table. It was moving. "It's a puppy for little Kay to play with!" said Sir Ector. "Thank you, Great Wizard!"

"His name is Arthur." "That's a funny name for a puppy," said Sir Ector. "It isn't a puppy, stupid!" shouted Merlin. Sir Ector looked inside. "It's a beautiful baby boy?!" he said. He was very surprised. "His name is Arthur. You must tell everyone that he is your son. One day he will be a very important man." Sir Ector smiled at the child. "He can be a brother for my little boy Kay," he said happily. "Thank you, Merlin!"

"Remember," said the wizard. "Don't tell anybody that I gave you little Arthur."

And with these words he changed into a big, black bird again and flew out the window into the moonlight.

For the next 15 years people in Britain had a terrible time. King Uther died and chaos ruled the land. There was no peace, only war.





D "There'll be no peace until one of us is King!" said one of the lords. So they had a big meeting in London. At first they talked but soon they were all shouting. One of the lords drew his sword but suddenly they heard a terrible noise and they saw a big, black cloud. It was coming nearer and nearer! The cloud stopped and then it changed into an old man in a black cape, with a long nose and a white beard.

"Stop your fighting!" said the old man.

"I am Merlin the Wizard," Merlin said.

"Our country needs a king!"

"We know that, Merlin!" said another lord. "But how do we find him?"

"Follow me," said Merlin.

It was almost dark but the lords

could see a large, white stone.

In the middle of the stone was a

sword.

It was a beautiful sword with jewels on its handle. On the white stone, the lords could see some gold letters:

Only the person who can take this sword from the stone is the true King of all Britain.



E One day a messenger came to Sir Ector's castle with some important news. Arthur was now 15 and Kay, who was older, was now a knight. Kay treated Arthur like a servant.

Sir Ector and Kay were in the big hall in the castle when the messenger arrived. "This isn't for you, Arthur," said Sir Ector. "Please leave the room!" Arthur was very sad. He went to the stables to sit with his favourite horse. The messenger's servant was there. He was giving the messenger's horse some water. "Why are you so sad?" asked the servant.

"I want to hear the messenger's news," said Arthur. "But my father and brother say it's only for knights."

"I can tell you the news," said the servant. "There's going to be a big tournament."

"A tournament?" said Arthur. "With knights on horses?"

"That's right," said the servant. "In London. All the best knights in England will be there. There'll be sword fights, children's games, honey cakes, and Merlin the Wizard will be there!" "Merlin the Wizard," said Arthur. "Wow! They say he can do real magic!"


"That's right! And they're going to choose the new King of Britain.

You see, there's this stone with a sword"

But Arthur did not stay to hear the rest. "Father, please can I come with you to the tournament? Please, please! There'll be knights on horses"

Sir Ector was not too pleased with Arthur but he was a good, strong boy.

"OK. You can come."



It took two days for the journey from the west of Britain to London on horseback. Sir Ector and the boys spent the night at an inn. Next morning they got up early and continued on their way to London. Suddenly Kay started to look for something in his bags. Sir Ector was ahead of him on his horse.

"What are you looking for, Kay?" asked Arthur.

"Don't tell Father," Kay said. "But I think I've left my sword at the inn."

"I can get it," said Arthur.

And he rode back to the inn as fast as he could. But when he got there, the place was empty. An old man was

sitting outside the inn. He had a long nose and a white beard. "Where is the innkeeper?" Arthur asked him. "They've all gone to the tournament," he said.

"That's strange," said Arthur, "I didn't pass them on the road. Which way did they go, old man?"

The old man pointed with his long finger. "That way, my boy! You can't miss it." Arthur thanked the strange old man and rode away. Suddenly he saw the strangest thing – a large, white stone. And there was a sword in it. It wasn't an ordinary sword. It had beautiful jewels on its handle.

'Kay will be really angry with me if I don't find his sword,' thought Arthur.

'Maybe he'll like this one.' He went up to the stone, took the handle and pulled. The sword came out as if the stone was butter. Then he rode his horse back to Kay as fast as he could.

F "Here you are, Kay," he said, and he gave him the sword.

"B-but this isn't my sword," said Kay.

"I know," said Arthur. "I found it."

Kay was looking at the jewels on the sword's handle. He suddenly remembered the messenger and his story about a sword.

"W-was this sword in a stone, Arthur?" Kay asked.

"Yes, how did you know?" Arthur replied.



Just then Sir Ector came back on his horse.

"Look what Arthur found!" said Kay and he showed him the sword.

Sir Ector was shocked!

"I'm sorry, Father," said Arthur. "I can put it back ..."

"Take us to the place where you found it, Arthur," he said. They rode back.

"Put the sword back in the stone, Arthur," said Sir Ector.

"Yes, sir," said Arthur. "I'll never steal anything again."

Arthur pushed the sword back into the stone. Sir Ector and Kay were very

excited. "Now go and wait by the horses, Boy," said Sir Ector.

"But ... how could Arthur pull it out?" said Kay. "He's only a stupid kid ... he's not even a knight!"

"I have no idea, Son. But I'm going to try it." Sir Ector took the handle of the sword in his big hands and pulled. But nothing happened.

"You try, Kay!" he said. Kay jumped onto the stone. He took the sword's handle in his hands and pulled until his face was red.

"Ouf! I c-can't move it an inch," he said. Arthur was waiting with the horses. Suddenly he heard Sir Ector's voice.


"Arthur! Were you lying about this sword?"

"No," said Arthur. "I'm sorry. I'll never steal again."

A large group of knights came down the road with the little old man with the long nose and white beard.

"Pull the sword from the stone if you can, Arthur," said Sir Ector.

All the knights laughed.





"No, let him try," said Sir Ector.

Everyone was silent as young Arthur took the handle of the sword in both hands and pulled. The sword came out like a knife out of butter.

"Ahhh!" said the knights. They all knelt down in front of Arthur.

The only person who was not kneeling was the little old man. "Hail, O Great King of all Britain!" he said. "Hail, O King!" said all the knights. The old man took off his old coat. Underneath was a black cape.

"Wow! It's Merlin the Wizard!" said Arthur. "But how can I be king? I'm not even a knight yet."

"Look at the words on the stone, King Arthur: *Only the person who can take this sword from the stone is the true King of all Britain,*" said Merlin. "Father, what is all this about?" asked Arthur.

"I am not your father," said Sir Ector. "Merlin the Wizard brought you to me when you were a baby and he said to me, one day this baby will be a very important man."

"Wow!" said Arthur. "I'm King of all Britain! Does this mean I can go to the tournament?"

All the knights laughed. "The King can do whatever he likes, my boy," said Merlin.

King Arthur was a very good king.

He and his knights stopped the terrible wars and brought peace to Britain. They didn't fight real wars but the knights had fantastic tournaments every Saturday. Honey cakes were free for all the children.



The Canterville Ghost (the modern version)

Step 1: Before you start

- a) Look quickly at pages 134–139. What kind of text do you think “The Canterville Ghost” is (a story, a legend, a poem, a play, ...)?
- b) Now read the skills box. Were you right?

TEXT

S K I L L S

Learn about drama

1. Drama as a textform is a story in the form of a dialogue.
2. There are different characters in drama (a play). Characters are the people in the play. They can be major characters and minor characters. The major (main) character is present on the stage most of the time and is more important to a work.
3. The play consists of scenes. Every scene tells a new part of the story. The new scene begins when the time or place in the story changes.
4. Stage directions describe the appearance and actions of characters as well as the sets, costumes, props, sound effects, and lighting effects. Stage directions may also include the characters’ body language, facial expressions, and even the tone of voice. Comments or remarks about the surroundings and when a character enters or exits can be in stage directions. Thus stage directions help us understand *the feelings of the character and the mood of the story*.
5. The introduction always comes from the narrator.

Example:

Scene 1 In the Great Hall of Canterville House

The Otises, an American family, have just bought the house from Lord Canterville. ...

Lord Canterville: (*worried*) Er, Mr Otis? – May I have a word with you?

Mr Otis: Sure, Lord Canterville, what is it?

(*He takes Mr Otis to one side. The kids and their mother talk quietly.*)

Lord Canterville: (*softly*) Well, Mr Otis, er ... I must warn you. ...

6. Drama is a great tool to explore and express human feelings. There are many forms of Drama. You can improvise / pretend (you have little or no time to prepare a script). You can role play: you have a particular role in a scripted play. After rehearsal you perform the play for the class, school or parents. In masked drama children perform in masks. They express the content by using only the voice. Performance poetry is a good way to practice your skills. While reciting a poem you should act out the story from the poem (like we did in Year 6). In puppet plays children use puppets to say and do things that they may feel too scared to say or do themselves. Radio drama is similar to a movie but without pictures. Children read the script and have other sound effects. It encourages the painting of the mental picture.

Step 2: Before you read

- a) Look at page 134 again. How many characters are there in the play? Who are they?
- b) Look at pages 134–139. How many different scenes are there. Where or when do they happen?
- c) Find all the stage directions. Check any new words.
- d) What information do we get from the narrator?

Step 3: The first reading

Look at each picture and read the scenes. What happens in each scene?
Write 2–3 sentences.



Step 4: Different jobs

Choose a director and assistant, actors and people who can do sound effects.



Step 5: Prepare the radio play

a) Director and assistant: Plan the scenes. Use the skills box.



GROUP

SKILLS

Stage director/ assistant

1. Make a plan for each scene
2. Discuss it with actors. Who can play two and more roles?
3. Rehearse the scenes with the actors. Do you have everything right? Do your actors remember small details?

Scene 1: narrator, Lord Canterville

Character	Name
Narrator	Jenny
Lord Canterville	Andy
Mr Otis	...

b) Actors: Prepare your lines with the help of the skills box for actors.

c) People who do sound effects: Make a plan for all the sounds you need in the play.
Use the skills box for sound effects to help you.

GROUP

SKILLS

Actors/ readers

1. Copy the play and mark the text.
Write the new words and practice pronouncing them with other actors.
2. Imagine yourself the person you are playing. Do you feel happy, sad...?
See how you can express your feelings with your voice.
3. Practice reading your lines aloud alone and to your friends. Make sure that your reading is interesting.

Sound effect

1. How often do you need sounds?
2. Make a list of sounds and names.
3. Think how you can make sounds and practice making them.

clank of chain:



knocking noises:



Step 6: Record the radio play

Make sure that everybody knows what to do at what time.
Record the play scene by scene.

L2, 18-23 © The Canterville Ghost

Mr Otis
Mrs Otis
Virginia
(their daughter)
The twins
(their sons)
Lord Canterville
The ghost of Sir
Simon de Canterville
4 Children



Scene 1 In the Great Hall of Canterville House

The Otises, an American family, bought the house from Lord Canterville.

Lord Canterville: Here are the keys. Now Canterville House belongs to you. It's very old and the roof is not very good but I hope it's what you want.

Mr Otis: Oh, I'm sure it is, Lord Canterville. We love these fantastic old English houses, don't we?

Mrs Otis: We sure do, dear. They have so much history. I mean, just look at this old suit of armour! (*taps suit*) 1575!

Virginia: It's all so different from our old house in New York.

Twins: Yeah, the rooms are spooky and dark! It's great for hide and seek!

Lord Canterville: (*worried*) Er, Mr Otis? – May I have a word with you?

Mr Otis: Sure, Lord Canterville, what is it?

(*He takes Mr Otis to one side. The kids and their mother talk quietly.*)

Lord Canterville: (*softly*) Well, Mr Otis, er ... I must warn you. I don't think your family can live here at Canterville House because ...

Mr Otis: Because what?

Lord Canterville: Because, well, ... you see ... there's a ghost.

Mr Otis: A ghost?

Lord Canterville: Shhh! (*whispers*) Don't tell your children, Mr Otis. They'll be so scared. It's the ghost of Sir Simon de Canterville, my great-great-great-great (*stops for breath*) great-great-grandfather! He died in 1575. When he lived, he never worked. He was lazy and just spent all the family's money. So now he walks around the house at night and rattles his chains!

Mr Otis: He walks around the house and rattles his chains? Ha ha! Do you all hear that? Lord Canterville says this old place has its own ghost! The ghost of Sir Simon de Canterville! (*The family laughs.*)

Twin 1: Great, Dad!

Twin 2: If there's a ghost, I want to be the first to see him!

Mr Otis: Lord Canterville says the ghost walks around the house at night and rattles his chains! (*The family laughs harder.*)

- Lord Canterville: Hmph! Well, you can all laugh, but don't say I didn't tell you.
- Mr Otis: Goodbye, Lord Canterville. Don't worry about us. We're not frightened of some old ghost. (*Big, heavy door closes.*) These silly English lords and their ghosts! Ha ha! (*There is suddenly the sound of thunder and wind.*)
- Mrs Otis: Oh! The weather! It has suddenly changed!
- Virginia: Yeah, look Mom, it's raining! The sun was out a minute ago!
- Twin 2: It's so dark. It's a storm!
- Mrs Otis: That's strange: The storm started when we were laughing at the ghost.
- Mr Otis: Now dear, it's just the English weather! We must buy some umbrellas.
- Virginia: You mean, we must buy some buckets, Dad. Look! The roof is so old, it's raining into the house! (*sound of rain falling into bucket*) (*fade*)

Scene 2 Night time: Outside Mr and Mrs Otis' bedroom

(*Somebody is snoring, an owl hoots.*)

- Ghost: (*angry*) What are they doing in my house? Americans! Hmph! Isn't their country big enough for them! Those terrible twins! 'If there's a ghost, I want to be the first to see him!' Yuk! What do they think this is, some joke? I have to frighten them away. Moo-ha-hahaa! Hmmm. They're sleeping now. Let's start with the father: I'll just go through this wall. (*Sound of chains along the floor coming towards the snoring sounds.*)
- Ghost: He's sleeping. I'll rattle my chains. That always frightens people away!
- Mr Otis: (*wakes up*) Huh? Dear, is that you? What's that terrible noise? Oh! It's you. Hey, let me give you some oil for those chains.



They'll be much quieter, you know. Hmmm. Let's see, I always have a bottle of 'Best American Oil' beside the bed here. Ah! Here it is. Let's put some on. There! Better? See? Now they don't rattle. What did I tell you! Your chains won't rattle with 'Best American'! Well, good night!

- Ghost: Hmph! He wasn't scared! He just fell asleep again! And what do I have? My old chains don't rattle now! But I can go and frighten those twins. Ah! That's the door to their bedroom. OOP! (*sound of a rubber boot as it hits the ghost's head*) My head! What's this? A rubber boot? Who threw it? (*They giggle and run away.*) Argh! Those twins! I'll get them! But how can I frighten them if my chains don't rattle? I know! My old suit of armour! That'll frighten them! Moo-ha-hahaa!

Scene 3 Second night: In the Great Hall

(An owl hoots.)

Ghost: Here's the suit of armour. I'll just put it on and ... *(loud sound as armour falls)* Oops! I dropped it! Someone's coming!

Twin 1: Hey, it's a burglar! He's trying to steal the suit of armour!

Twin 2: Let's use our pea shooters on him! *(sound as peas hit the armour)*



Ghost: Stop! Stop! You're hurting me!

Mr Otis: *(comes out of his room)* What's happening?

Twin 2: Dad! This burglar wanted to steal the old suit of armour!

Mr Otis: Well done, kids. I've got my gun!

Put your hands up, burglar!

Ghost: *(terribly frightened)* D-Don't shoot, kind sire!

Mr Otis: Oh, it's you again. We thought you were a burglar. We're really sorry, Sir Simon. Come on, kids, let's go back to bed. Good night!

Twin 1: Awww! I thought it was a real burglar. It's only that stupid old ghost.

Good night, Dad!

Ghost: *(alone now)* I c-can't believe it ... all the other families were frightened of me. Maybe I'm not a very scary ghost now. Let's see, I'll try my ghost's laugh. That usually makes people hide under their beds! Moo-ha-hahaa! *(Nothing happens. He laughs louder.)* Moo-ha-hahaa *(louder)* MOO-HA-HAHAA!

Mrs Otis: *(like she's talking to baby)* Awww! Where does it hurt? You poor thing! Look, I've got something for you. It's called 'Make It Better'. See? Here ... drink it aaaa! *(Ghost drinks loudly.)*

Ghost: Yeetch!

Mrs Otis: Yes, I know it doesn't taste very good but remember: 'Make It Better' makes it all better! Good night, Sir Simon! *(She leaves.)*

Ghost: Argh! What sort of a ghost am I! I can't frighten any of these people! Mrs Otis gave me a yukky drink. Mr Otis put oil on my chains so now they don't rattle. And those horrible twins shot me with their pea shooters! Grrr! I'll show them! Tomorrow night I'll stand beside their bed in the moonlight and put a cold hand on their faces. Moooohahah! *(fade)*

Scene 4 Third night: Upstairs outside the twins' bedroom

Ghost: Hmm. Which is their room? Ah, here it is! I'll just open the door ... *(sound of squeaky door; sound as bucket of water falls and wets the ghost; giggles from the twins)* Argh! Who put that bucket of water on top of the door? I'm all wet!

Twins: BOO!

Ghost: Argh! Help! Help! I'm getting out of here!

Twin 1: *(laughing)* What a great idea to put that bucket of water on top of the door! Did you see him run!

Twin 2: Yeah! He looked like he was ...

Twins: ... a ghost! Hahaha!

Twin 1: Wait! I almost forgot about the string at the top of the stairs.

Twin 2: The string?

Twin 1: You know, the special surprise we made for him.

Twin 2: Oh yeah! The special surprise! He'll be at the top of the stairs just about ...

Twins: ... now! Have a good trip, Sir Simon! Ha ha! *(terrible noise as ghost falls down stairs)* *(fade)*



Scene 5 In the attic

(sound of wind as it blows; the floor creaks; sound of rain)

Ghost: I'm staying up here in the attic ... far away from those horrible Americans. Brrr! That bucket of water was so cold! Why did I open their bedroom door? Why didn't I just go through the wall? I am a stupid ghost! When they said BOO!, I was so scared I ran away. *(door opens, footsteps)* Someone's coming into the attic! It's ... the daughter!

Virginia: Oh, hello, it's you, Sir Simon. It's raining in my bedroom. I came up here to find the hole. Ooh, Sir Simon! What's wrong with your head?

Ghost: Ask your brothers!

- Virginia: I'm sorry about the twins, they are a little ... lively. Well, but maybe you just shouldn't frighten people, then they'll leave you alone.
- Ghost: What? I shouldn't frighten people? I'm a ghost: the Canterville Ghost! I rattle my chains, I have a scary laugh, and I put an ice-cold hand on people's faces. It's my job! I've been doing it since 1575¹. And I was a very good ghost before your family arrived.
- Virginia: You poor ghost. Isn't it lonely in this big house all alone all these years?
- Ghost: Ghosts always live alone. I've frightened so many people away from Canterville House. I frightened Lord Canterville and his family away, too. Ha ha! I saw him when he gave your father the keys. He ran out the front door. No one stays here. They all run away because there's a ghost. Ha ha! In more than 400 years I've frightened so many people. And people only come up here to the attic to leave their rubbish because it's where I live.



- Virginia: That's why the roof hasn't been fixed for over 400 years². Look at the rain! It's coming in through there! One day Canterville House will fall down. And we all won't have a home. This is your home, too, Sir Simon!
- Ghost: I know. But I won't. Ghosts don't fix roofs ...
- Virginia: But people can! Can't you see, Sir Simon: If people live here, they can look after the house. You mustn't frighten people away ... Where will you live, poor ghost, if the house falls down?
- Ghost: *(sighs)* You're right. And it's getting harder to frighten people now. Even little kids aren't scared of me. I think they watch too many ghost films on that thing - er, what do you call it? Ah, yes: TV.
- Virginia: And you must be bored and lonely here, Sir Simon.
- Ghost: A ghost's life is boring when no one is scared of you. And I am lonely here and the house is falling down. But what can I do?
- Virginia: Hmmmm. I have an idea, my friend.

¹his wrongdoings have been since 1575 (he emphasizes the duration),

²the roof has been without repair for so many years

Scene 6 Midnight: In the Great Hall

(clock strikes midnight and sounds of small excited crowd)

Twin 2: Buy your tickets for the Tour of Canterville House!

Twin 1: A tour of a different kind!

Child 1: It's not a normal tour with a boring guide. It's a real Ghost Tour and the guide is a ghost! They say he goes through walls!

Child 2: He made the moon come out. There were heavy clouds just an hour ago.

Child 3: Yeah! And he sometimes wears a cool suit of armour! I saw him on TV.

Child 4: You can win something if you guess the weight of his chains. This is much better than the London Dungeon!

Other children: Yes, this is really exciting./Can we take photos?/I don't know, but can you see ghosts in photos?/Great, I think the tour is starting.

Mrs Otis: Welcome to Canterville House everyone! The Ghost Tour starts in the Great Hall. This way please! *(Crowd noise fades to background.)*

Mr Otis: Well, how do you like your new job, Sir Simon?

Ghost: I love it, Mr Otis! It's so much better than my old one! I meet more people. I haven't had so many friends since ... 1575! I never knew people could be so nice. I don't want to frighten them at all.

Twin 1: Hey, hi, Sir Simon!

Twin 2: We've sold so many tickets for your Ghost Tour!

Ghost: Well done, boys!

Virginia: With the money we can fix the roof so the rain doesn't come in.

Ghost: I've never seen so many people here! And it's all thanks to your family ... Your family has saved Canterville House! Oh, I must go. It's time for the Ghost Tour! *(talking to the crowd)* Good evening, ladies and gentlemen, boys and girls! Welcome to Canterville House! *(sound of excited crowd)*
I am the ghost of Sir Simon de Canterville and I'll be your guide today ...
(fade)



Unit 1 What's your game?

Do you remember your previous textbooks?

You remember how many boxes with tips you had in Year 5 and 6 textbooks. They helped you learn English better. We think that it is good to continue advising you how to get better at English with every day:

- write the words in a notebook (with their translations or definitions)
- write the words and definitions on small cards
- say the words many times (if you have an electronic dictionary you can hear how the word is pronounced)
- put the words into different groups (you could use a graphic organizer)
- write them in a file for use with a computer program
- make associations – draw a picture, or find a picture in the magazine or use it with other words
- ask your friend to test you
- use the words in your own speaking or writing

Check-in

home [haʊm]

домівка →

rugby ['rʌɡbi]

регбі

century ['sentʃəri]

століття →

its [ɪts]

його, її →

American football

[əˌmerɪkən 'fʊtbɔ:l]

американський футбол

player ['pleɪə]

гравець, утв. від дієслова
за допомогою -er →

helmet ['helmt]

шолом →

during (+ noun) ['dʒuərɪŋ]

упродовж (+ іменник)

each [i:tʃ]

кожний, кожна, кожне

to catch, caught, caught

[kætʃ, kɔ:t, kɔ:t]

ловити, спіймати →

stadium ['steɪdiəm]

стадіон →

you [ju:;jə]

ти, ви →

to learn [lɜ:n]

вчити

to bat [bæt]

бити

bat [bæt]

бита (бейсбол)

glove [glʌv]

рукавиця (бейсбол)

England is the Queen's home. One of her homes is Buckingham Palace. She is not at home today.

We're now in the 21st century
The school has its own rules

to play → player

American football players wear helmets

to throw a ball ↔ to catch a ball

Players play football in a football stadium.

You use a rugby ball for rugby

rugby boots [ˈrʌɡbi ˈbuːt]	взуття для регбі
grass [ɡrɑːs]	трава
fact box [ˈfækt bɒks]	рамка з інформацією
baseball [ˈbeɪsbɔːl]	бейсбол →
batter [ˈbætə]	той, хто б'є (м'яч) у грі →
to score [skoː]	забивати (голи, очки) →
run [rʌn]	бігти
action [ˈækʃn]	дія
stand [stænd]	трибуна →
to go with [ˈɡəʊ wɪð]	йти з
souvenir [ˌsuːvəˈniə]	сувенір
against [əˈɡenst]	проти →
ambulance [ˈæmbjʊləns]	каре́та швидкої допомоги →
building [ˈbɪldɪŋ]	будівля →

Baseball is an American ball game.

to bat → batter

Just before the end of the match our team scored and we won 1-0.

Our seats are at the back of the stand.

Thomas Tallis sometimes plays football against other schools.
An ambulance takes you to hospital.

The new school building looks nice.



Cricket is a bat-and-ball game played between two teams.

There are 11 players in each team. There is a rectangular 22-yard long pitch in the center of the field. Each team takes its turn to bat, attempting to score runs, while the other team fields.

The bowler delivers the ball to the batsman who attempts to hit the ball with his bat away from the fielders. So he can run to the other end of the pitch and score a run. Each batsman continues batting until he is out. The batting team continues batting until ten batsmen are out, or a specified number of overs of six balls are bowled. Then the teams switch roles and the fielding team comes in to bat.

The game is most popular in Australia, England, the Indian subcontinent, the West Indies and Southern Africa.

Is this your national sport? Are there any traditions in Ukrainian sport that came from other countries?



Language

they [ðeɪ]	вони
pitch [pɪtʃ]	ігрове поле →
national [ˈnæʃnəl]	національний →
best [best]	найкраще
beach [bi:tʃ]	пляж →

Let's go to the pitch and do some runs.

He plays for the national team.

The kids are playing on the beach.

court [kɔ:t]	лінове поле →
net [net]	сітка
across [ə'krɒs]	через →
sand [sænd]	пісок →
goalkeeper ['gəʊl,ki:pə]	воротар →
back line [,bæk 'laɪn]	лінія захисту
to kill [kɪl]	убивати
signal ['sɪgnəl]	сигнал
full (of) [fʊl]	повний чогось
birth [bɜ:θ]	народження →
height [haɪt]	зріст, висота →
weight [weɪt]	вага →
foot, feet (pl) [fʊt; fi:t]	ступня – ступні → фут – довжина: 30,48 см → дюйм – довжина 2,54 см →
inch [ɪnʃ]	грам
gramme (g) [græm]	профіль, біографія
profile ['praʊfaɪl]	союз, спілка
union ['ju:njən]	народився →
was/were born [bɔ:n]	приблизно, близько →
about [ə'baʊt]	
personal ['pɜ:snl]	особистий →
age [eɪdʒ]	вік
future ['fju:tʃə]	майбутній

Everyday English

everyday ['evrɪdeɪ]	щоденний
could [kʊd]	міг/могла →
lad [læd]	юнак
half-price [,hɔ:f praɪs]	за половину ціни →
What time ...? [wɒt 'taɪm]	О котрій годині ... ?
Cor! [kɔ:]	вигук здивування →
bloody ['blʊdi]	страшений →
ref(eree) [,refr'i:t]	суддя у грі
foul [faʊl]	порушення
fair [feə]	справедливий →
to send off [send 'ɒf]	відслати на лавку запасних →

They play tennis on a court.

They ran across the road
You can make houses and castles
with sand on the beach.

The goalkeeper was not pleased
when he dropped the ball.

birthday → birth

high → height

His weight is 245 lb

In British and American English,
heights are often given in feet.

There are 12 inches in 1 foot

I was born in Berlin in 1994.

at about 12 – around 12 (maybe a bit
earlier or later)

person → personal

If you want to be polite, you can ask
'Could you ... ?'

The tickets are half-price

Cor! What a goal!

I can't open this bloody bottle.

That isn't fair! It was a foul.

The referee sent off a player from
the pitch

score [skɔː]

It's a draw [ɪtʰ, ə 'drɔː]

to prepare [pri'peə]

mediation [ˌmiːdi'eɪʃn]

communication

[kə,mjuːni'keɪʃn]

рахунок →

нічия

підготуватися →

посередництво в

обговоренні

спілкування

What's the score?

to get something ready

Useful phrases: Discuss a talk

The following phrases will help you have a discussion with your classmates in class.

*The talk was good/interesting.**He/she spoke clearly.**He/she showed us good photos.*

Розмова була цікавою

Він/вона розмовляв/ла чітко.

Він/вона показав/ла нам гарні фото.

*The talk wasn't good/was boring.**He/she didn't speak clearly enough.**The photos weren't good.*

Розмова була нудною.

Він/вона говорив/ла невизразно.

Фото були невизразні.

Get fit!

presentation [ˌprezən'teɪʃn]

talk [tɔːk]

catcher ['kætʃə]

base [beɪs]

pitcher ['pɪtʃə]

презентація

розмова →

той, хто ловить →

основа

той, хто подає м'яч →

home plate ['haʊm ,pleɪt]

useful ['juːsfəl]

at the bottom

[ət ðə 'bɒtəm]

at the top [ət ðə 'tɒp]

to discuss [dɪ'skʌs]

enough [ɪ'nʌf]

to be missing [biː 'mɪsɪŋ]

місце гравця з биткою,

основна база

корисний

на дні, внизу

вверху →

обговорювати

достатньо →

бути відсутнім

to talk → a talk

to catch → catcher

The pitcher throws the ball to the batter.

top ↔ bottom

Have we got enough milk for breakfast?

Overheard

overheard [ˌəʊvə'hɜːd]

description [dɪ'skrɪpʃn]

tennis ['tenɪs]

щось почути

опис →

теніс

to describe → description

row [rəʊ]	ребля, ряд →
figure ['fɪgə]	число, цифра
BC (= before Christ)	до народження Христа
[bi:'si:]	
post [pəʊst]	після
cup [kʌp]	чашка, кубок
world [wɜ:ld]	світ, земля →
British ['brɪtɪʃ]	британський →

Facts and fiction

fiction ['fɪkʃn]	вигадка
practice ['præktɪs]	тренування →
nearly ['nɪəli]	близько →
doorstep ['dɔ:stɛp]	порог
next door [,nekst 'dɔ:]	сусідній, по сусідству →
to moan [məʊn]	скаржитися →

to dig up, dug up, dug up	копати
[dɪg 'ʌp, dʌg 'ʌp, dʌg 'ʌp]	
lonely ['ləʊnli]	самотній →
to feel sorry for [fi:l 'sɔ:ri]	жалкувати про щось / когось →

fight [faɪt]	боротьба →
thick [θɪk]	густий (туман) →
to come down [kʌm 'daʊn]	сходити вниз, знижуватися
to substitute ['sʌbstɪtju:t]	замінити →
What a laugh! [,wɒt ə 'lɑ:f]	Як смішно!

to run into [rʌn 'ɪntə]	зустрітися випадково
to knock out [nɒk 'aʊt]	збивати з ніг
himself [hɪm'self]	→
crowd [kraʊd]	натоп →
rest [rest]	відпочинок

Words in action

mind map ['maɪnd məp]	асоціативна карта
goal post ['gəʊl pəʊst]	стійка воріт
noun [naʊn]	іменник
the same [seɪm]	такий самий, однаковий

There's a free seat in the first row.

What's the longest river in the world?
The Taylors are a British family.

Football practice is on Fridays.
I must go home. It's nearly eight o'clock.

My best friend lives next door.
Pupils always moan about their homework.

Do you ever feel lonely?
I felt sorry for him.

There was a fight between two dogs.
There's a really thick fog.

They substituted a player.

He knocked himself out.
a lot of people all together in one place

Verb = noun

Many English verbs have the same form with English nouns.

to break	- a break	to order	- an order
to call	- a call	to play	- a play
to change	- a change	to plan	- a plan
to drink	- a drink	to promise	- a promise
to end	- an end	to show	- a show
to joke	- a joke	to test	- a test

For my folder: Sports

You know many sports. Write in your folder about sports. Collect words and expressions that you learned.

Beach volleyball:
sand, court, ball, back
line, kill the ball, net ...



Unit 2 Out and about in London

- Don't put off your study hours till the latest minute!

Review your vocabulary regularly.

- Think what you've learned the best. Do you remember when you did it? When is the best time for you to learn? In the morning before school? May be too late to learn, but morning hours are the good time to review. Do you start doing homework right after dinner? Or you take a nap? Do you like evening hours to learn? You need to take time and see when is the best time for you to learn. Do not stay up late. You must go to bed not later than 10:00 pm.

Check-in

capsule ['kæpsju:l]	капсула
spectacular [spek'tækjələ]	мальовничий
view [vju:]	краєвид →
palace ['pælis]	палац →
royal ['rɔɪəl]	королівський
to relive [ri:'lɪv]	прожити ще раз →
great [greɪt]	великий →
queue [kju:]	стояти в черзі, чекати →

The view from the roof is
spectacular
The Queen lives in Buckingham
Palace.

You can relive some of the most
terrible events.

big
People are waiting in a queue in
front of the cinema

traffic jam ['træfɪk ,dʒæm]	пробка на дорозі
traffic ['træfɪk]	вуличний рух →
Tube [tju:b]	метро
to go far [gəʊ 'fɑ:]	протягтися на велику відстань
trendy ['trendi]	модний
king [kɪŋ]	король →
to build, built, built [bɪld, bɪlt, bɪlt]	будувати →
tower ['taʊə]	вежа →
valuable ['væljuəbl]	цінний →
jewel ['dʒu:əl]	дорогоцінність
crown [kraʊn]	корона →
caption ['kæpʃn]	підпис
underground ['ʌndəgraʊnd]	метро →
to have breakfast [hæv 'brekfəst]	снідати →

all the cars, buses etc. that are moving on a road

In Germany there are no kings or queens.
building → to build

The Tower of London
Picasso's pictures are very valuable.

The Queen sometimes wears a crown.

A lot of cities have got an underground.
Tom is having breakfast now.



The London Dungeon

The London dungeon is one of the capital's 'must-see' attractions. It delights people for almost 40 years. It is a 90 minute journey through 1000 years of London's past. You and your companions walk through the Dungeon, moving from show to show. Professional actors work for these shows. The shows are based on real London history and legends. You will never get bored. You'll get up close and personal with terrible characters including Jack the Ripper and infamous barber of Fleet Street, Sweeney Todd.

What do you think of this museum? Would you like to visit the Dungeon? Do we have a similar museum in Ukraine?



Language

local ['ləʊkl]	місцевий
newspaper ['nju:z,peɪpə]	газета →
delivery [dɪ'livəri]	доставка

My parents read the newspaper every day.
carrying and turning over the goods

cyclist ['saɪklɪst]
delivery cyclist
 [di'livəri'saɪklɪst]
takeout ['teɪk_aʊt]

велосипедист
 велосипедист, що
 доставляє товар
 готова страва, яку
 замовляють в ресторані з
 доставкою по вимозі
 швидко рухатися, їхати

to whiz [wɪz]

hectic ['hektɪk]
to speed [spi:d]

швидкий
 прискорюватися,
 рухатися швидко
 прив'язати
 стовп

to lash [læʃ]
pole [pəʊl]
customer ['kʌstəmər]

покупець, клієнт,
 споживач
 рюкзак →

rucksack ['rʌksæk]

order ['ɔ:də]
ban [bæn]
helmet ['helmit]

замовлення
 забороняти
 шолом

rich [rɪʃ]
one(s) [wʌn(z)]

багатий →
 слово замітник для
 іменників
 ставати →

to become, became,
become [bi'kʌm, bi'keɪm,
 bi'kʌm]

blond(e)-haired
 ['blɒnd_ˈheɪd]

білявий, білява, білявка

actress ['æktres]
model ['mɒdl]

акторка →
 модель →

sporty ['spɔ:tɪ]
prince [prɪns]
souvenir [ˌsu:və'niə]

спортивний
 принц
 сувенір

Everyday English

coach [kəʊtʃ]
post office ['pəʊst_ɒfɪs]
pier [pɪə]
to get to ['get tə]
corner ['kɔ:nə]

автобус →
 пошта
 причал
 дістатися до →
 вугол в кімнаті,
 пір вулиці →

a person who rides a bicycle

She whizzed past on a ten-speed
 bike.
 hectic ↔ calm

to blind or fasten with a rope

someone who buys something
 customer = buyer
 We need a bigger rucksack for our
 next trip.

the food requested

ban=forbid

a protective headgear made of
 hard material to resist blows
 Rich people have a lot of money.

to become rich

blond(e)-haired ↔ dark-haired

an actor = an actress

Naomi Campbell is a famous model.

sport → sporty

a big bus (for holidays or long trips)

How can I get to the station?
 Most rooms have four corners.

coffee ['kɒfi:]	кава →
side [saɪd]	бік →
capital city [ˌkæpɪtl 'sɪti]	столиця
population [ˌpɒpjə'leɪʃn]	населення →
fact file [ˌfækt 'faɪl]	інформація, факти
metre ['mi:tə]	метр
hotel suite [ˌhau'tel ,swi:t]	готельний номер →
hotel [ˌhau'tel]	готель
per [pə:]	за
kilometre ['kɪləu,mɪ:tə; kɪ'lɒmɪtə]	кілометр →
transport (no pl.) [ˈtrænsˌpɔ:t]	транспорт →
day travel card [ˌdeɪ'trævl,kɑ:d]	денний проїзний квиток
brochure ['brɔʃə]	брошура

A lot of people drink tea or coffee in the morning.

Do you sleep on your back or on your side?

the number of people who live in a town, a country, etc.

A hotel suite is like a small flat in a hotel.

A mile is 1.609 kilometres.

Useful phrases

These phrases will help you to find direction to the places you need in a new city/town.

Excuse me, how do I get to...?

Where are the nearest toilets, please?

Turn left/right.

I'd like a ticket to....

Let's take the...Line to....

We must change to the...Line there.

We get off at....

Is there a post office near here?

How much is a postcard/letter to Ukraine?

Перепрошую, як мені дістатися до...?

Скажіть будь-ласка, де найближчі туалети?

Поверніть ліворуч /праворуч.

Будь-ласка, квиток до...

Давай сядемо на ...літку (у метро) до ...

Нам потрібно пересісти на ... літку (у метро) до ...

Ми виходимо на ...

Тут є десь поблизу пошта?

Скільки коштує надіслати поштову листівку/ листа до України?

Get fit!

skimming ['skɪmɪŋ]	вибіркове читання
conqueror ['kɒŋkərə]	загарбник
to protect [prə'tekt]	захистити
baker ['beɪkə]	пекар
to put out [pʊt'aʊt]	гасити (вогонь)

A baker makes bread.

fire [faɪə]	вогонь
to smell, smelt, smelt [smel, smelt, smelt]	нюхати
smoke [sməʊk]	дим
had started [həd 'stɔ:tɪd]	розпочався
flame [fleɪm]	полум'я
to blow, blew, blown [bləʊ, blu:, bləʊn]	дути
to burn, burnt, burnt [bɜ:n, bɜ:nt, bɜ:nt]	горіти
fire brigade ['faɪə brɪ'geɪd]	пожежна бригада
to destroy [dɪ'strɔɪ]	розрушити
boat [bəʊt]	човен

Overheard

announcement [ə'naʊntsment]	оголошення →
to get on [geɪ 'ɒn]	сідати в автобус (потяг) →
coat [kəʊt]	пальто →
complete [kəm'plɪ:t]	закінчувати
dialogue ['dɪəlɒɡ]	діалог, розмова →

Facts and fiction

courier ['kʊəriə]	кур'єр
pollution [pə'lju:ʃn]	забруднення
to argue ['ɑ:gju:]	сперечатися, дискутувати →
to carry ['kæri]	нести
tin [tɪn]	бляшана банка →
milkman, milkmen (pl) ['mɪlkman; 'mɪlkmən]	молочник, молочники →
tradition [trə'dɪʃn]	традиція
dairy ['deəri]	молочні продукти
company ['kʌmpəni]	компанія →
at the crack of dawn [,kræk,əv 'dɔ:n]	на світанку, з першими → променями сонця
dawn [dɔ:n]	світанок
to deliver [dɪ'lɪvə]	доставляти
customer ['kʌstəmə]	споживач →

Please put out the fire when you leave.

He could smell smoke.

The wind is blowing.

The fire burnt for four days.

The fire destroyed a lot of buildings.
A boat is a small ship.

An announcement gives people information about what happened or will happen.

A coat is longer than an anorak.

Two people are talking. Listen to their dialogue.

You don't argue with a bus driver.

a tin of dog food
milk → milkman

I work for a big company.
very early in the morning

A customer buys things in a shop.

since [sɪns]	з
taxi ['tæksɪ]	таксі →
learning ['lɜːnɪŋ]	навчання, вивчення
like the back of my hand ['bæk əv maɪ ˌhænd]	як свої п'ять пальців →
kind [kaɪnd]	тип, вид →
especially [ɪ'speʃli]	особливо
to expect [ɪk'spekt]	очікувати →
punk [pʌŋk]	панк
style [stɑɪl]	стиль
regular ['regjələ]	постійно
to get interested in [get ɪntrəstɪd]	цікавитися
mess [mes]	безлад →
diary ['daɪəri]	щоденник для власних думок →
entry ['entri]	запис

Most London taxis are black.

very well

What kind of music do you like? –
Rock music.

We are expecting a visitor today.

There's a terrible mess in my room.
Some people write something
about every day in their diary.

Internationalisms

You can easily recognize some English words without translation because such words exist in Ukrainian. They came to Ukrainian from English. Such words have the same or similar meaning. Pronunciation can be similar like in *football*, *baseball*, *cricket* and *golf* or a little different when we follow Ukrainian rules, e.g. *tourist*, *airport*. Such words are called internationalisms. We borrow new words because we expand our contacts with other countries. However, there are some words that have similar spelling but different meaning. They are called 'translator's false friends'. Look, *is* a magazine a place where you can buy anything? Not really. You can read a magazine and buy things in the store. To understand internationalisms better you can play a game. Here are some words: *taxi*, *café*, *chocolate*, *Biology*, *gram*, *kilo*. With your friend transcribe those words, compare your transcription to the one in a dictionary and say these words in Ukrainian. What words have similar pronunciation? different? Can you do it fast and without mistakes?

For my folder: A London sight

You know many interesting facts and much interesting information about London. Would you like to know more? How can you do it? The Internet can be of great help. Search the Internet and find the places you would like to visit. Make a poster where you will describe your sights with adjectives. Good luck!



Unit 3 Here we come

Learning tip: how to improve everyday English

The more you practice your English the faster you'll improve. Make your habit to practice English every day, not only before your school lessons. You do not need to spend an hour or two each day learning English. You may improve your English fast if you enjoy learning it regularly. How can you do it? Change the operating language on your cell phone to English. You can change the operating language on your computer or tablet and on any social sight you use, for example, Facebook or Twitter. You may want to watch a cartoon in English. Download dialogues and conversations that go with this book on your phone and listen to them while you are walking to and from school. Every minute used will pay you off!

Check-in

United Kingdom (UK)
[juː.naɪtɪd ˈkɪŋdəm]

Королівство Великої
Британії та Північної
Ірландії

coastline ['kaʊstlaɪn]

берегова лінія →

to travel ['trævl]

подорожувати →

cliff [klɪf]

круча, скеля, стрімчак

ancient ['eɪnʃnt]

древній

circle ['sɑ:kəl]

коло →

almost ['ɔ:lmaʊst]

майже

officer ['ɒfɪsə]

офіцер, поліцейський →

smuggler ['smʌŋglə]

контрабандист →

to take [teɪk]

брати →

anywhere ['eniweə]

де-небудь, деінде →

channel ['tʃænl]

телеканал

ferry ['feri]

паром

to land [lænd]

приземлятися

international [ˌɪntə'næʃnəl]

міжнародний →

passenger ['pæsɪndʒə]

пасажир →

port [pɔ:t]

порт

cruise [kru:z]

круїз →

ocean liner ['əʊn ˌlaɪnə]

океанський лайнер →

Germany has a coastline of 2,389 km.

We travelled to England last year.

Stand in the middle of the circle.

A police officer is a man or woman in the police.

The book about smugglers is exciting.

It takes more than 1½ hours to get to London by train.

You can get to the coast from anywhere very quickly.

Heathrow is an international airport

A person who is travelling by plane, train, bus, car, etc.

Last year my grandma went on a cruise.

The Titanic was an ocean liner.

ocean ['əʊn]

to sail [seɪl]

speaker ['spi:kə]

swimmer ['swɪmə]

Which way ... ?

[wɪtʃ 'wei]

way [wei]

океан

плавати на кораблі →

доповідач →

плавець →

Куди, яким шляхом

(дорогою) ?

шлях, дорога, спосіб

The ship sailed across the ocean.

to speak → speaker

to swim → swimmer

Maypole Dancing and Morris Dancing

Britain has a long and varied past – it was conquered repeatedly, it conquered others, and it colonized half the planet. Through its history, many strange traditions and festivals arose. One of them is Maypole dancing a form of folk dance. Dancers perform circle dances around a tall pole which is decorated with garlands, painted stripes, flowers, flags and other emblems. Dancers can dance in a circle each holding a colored ribbon attached to a much smaller pole; the ribbons are intertwined and plaited either on to the pole itself or into a web around the pole. The dancers may then retrace their steps exactly in order to unravel the ribbons.

A Morris dance is a form of English folk dance usually accompanied by music. It is based on rhythmic stepping. A group of dancers do choreographed figures. They can use sticks, swords, and handkerchiefs for their dance. In a small number of dances for one or two men, steps are performed near and across a pair of clay tobacco pipes laid across each other on the floor. Are there any similar dances in Ukraine? What traditions can you call weird?



Language

sun [sʌn]

сонце →

paradise ['pærəˌdaɪs]

рай

swimsuit ['swɪmsu:t]

купальник →

on record [ɒn 'rekɔ:d]

задокументована/ий

clean [kli:n]

чистий →

sandy ['sændɪ]

піщаний →

lifeguard ['laɪfgɑ:d]

рятівник на воді

swimming pool

['swɪmɪŋˌpu:l]

басейн →

sensible ['sensɪbl]

розсудливий

The sun is out, so it's nice in the garden

My friend has got ten different swimsuits.

If you clean something, it becomes clean.

A sandy beach is nice for a holiday.

There's a swimming pool in Greenwich.

to fly [flaɪ]	літати →
safe [seɪf]	безпечний →
to windsurf ['wɪnzɜːf]	займатися віндсерфінгом
canoe [kə'nuː]	каное (плавати на каное)
age [eɪdʒ]	вік →
bin [bɪn]	контейнер для сміття
to be lost [biː 'lɒst]	загубитися
speech bubble	повітряна кулька зі
['spiːtʃ ,bʌbl]	словами (на малюнку) →
alone [ə'ləʊn]	сам/сама
to dive [daɪv]	пірнати
stranger ['streɪndʒə]	незнайомець →
rubber ring [ˌrʌbər 'rɪŋ]	гумовий круг →
rubber ['rʌbər]	гума, каучук
ring [rɪŋ]	кільце
wood [wʊd]	деревина →
p.m. [ˌpiː'ɛm]	після полудня →
stamp [stæmp]	марка →

Everyday English

muddle ['mʌdl]	плутанина
lake [leɪk]	озеро →
Cornish ['kɔːnɪʃ]	корнуельці – люди, що проживають на території Корнуелла (Англія) →
Welsh [welʃ]	уельсьці – люди, що проживають на території Уельсу →
distance ['dɪstns]	відстань →
quarter ['kwɔːtə]	чверть
measurement	міра
['meʒəmənt]	
stone [stəʊn]	стоун – брит. система міри маси речовини, що дорівнює 6,35 кг →

When the red flag is flying, you can't go into the sea.

safe ↔ dangerous; safe [f] → to save [v]

What age is Lester? – How old is Lester?

together ↔ alone

I don't know that man – he's a stranger.

My little brother needs a rubber ring in the water because he can't swim yet.

You can't make a fire with wet wood.

My dad finishes work at 6 p.m

Do you have a stamp for a letter or a postcard?

You can swim in a lake.

Cornish people are from Cornwall.

Welsh people are from Wales.

What distance is it from here to your house?

There are 14 pounds in a stone.

yard [jɑ:d]	ярд – брит. система міри довжини, що дорівнює 0,914 м. →	There are three feet in a yard.
table ['teɪbl]	стіл	
to work out [wɜ:k 'aʊt]	займатися в спортзалі →	to work → to work out

Useful phrases: Travelling

When travelling in Great Britain or other English speaking countries you may find it helpful to remember some useful phrases.

Questions about trains/buses

Could you tell me the time of the next train/bus to..., please?
Do I have to change trains?
What time does it arrive?
How long is the journey?

Не підкажете час коли відправляється наступний автобус, потяг?
Мені потрібно пересідати?
О котрій годині він прибуває?
Скільки продовжується поїздка?

Questions about flying

Is there a flight to..., please?
Do I have to change planes?
Is there a bus to the airport?
How long is the flight?

Чи є авіарейс до...?
Мені потрібно пересідати (на інший літак)?
Чи є автобус до аеропорту?
Скільки продовжується політ?

Get fit!

to let, let, let [let, let, let]	дозволяти
to be sorry [bi: 'sɔri]	жалкувати
to bother ['boʊə]	турбувати
meat [mi:t]	м'ясо →

passports (pl) ['pɑ:spɔ:ts]	паспорти
passport ['pɑ:spɔ:t]	паспорт →
friendly ['frendli]	дружній
situation [ˌsɪtʃu'eɪʃn]	ситуація
trolley ['trɒli]	візок →

phone box ['fəʊn 'bɒks]	телефонна будка →
--------------------------------	-------------------

Overheard

cigarette [ˌsɪgə'ret]	цигарка →
conversation [ˌkɒnvə'seɪʃn]	розмова
son [sʌn]	син

I don't eat meat, only fruit and vegetables.

You need a passport to go to Russia.

Could you get us a trolley for the luggage, please?
Is there a phone box near here?

He bought some cigarettes.

Facts and fiction

to stand, stood, stood

[stænd, stʊd, stʊd]

to notice ['nɒtɪs]

to trust [trʌst]

had enjoyed [hæd

ɪn'dʒɔɪd]

mother ['mʌðə]

father ['fɑːðə]

tug [tʌg]

to take off [teɪk 'ɒf]

to rest [rest]

this evening [ðɪs 'iːvniŋ]

basement ['beɪsmənt]

blind [blaɪnd]

although [ɔːl'ðəʊ]

helpless ['helpləs]

independent

[,ɪndɪ'pendənt]

to lie down [laɪ 'daʊn]

to lie, lay, lain [laɪ, leɪ,

leɪn]

to feel for ['fiːl fə]

no idea [ˌnəʊ'ɪə'ɪdiə]

stairs (pl) [steəz]

footstep ['fʊtstep]

both [bəʊθ]

smell [smel]

aftershave ['ɑːftəʃeɪv]

to get out [get 'aʊt]

to touch [tʌtʃ]

fuse-box ['fjuːzbɒks]

furious ['fjʊəriəs]

to crawl [kroʊl]

to grab [græb]

Crash! [kræʃ]

стояти

помічати →

вірити →

насолоджувався

мати

батько →

тягти, смикати

знямати →

відпочивати

цього вечора →

цокольний поверх

(підвал)

сліпий

хоча

безпомічний →

незалежний

лягти

лежати →

співчувати

не розумію →

східці →

крок →

обидва →

відчувати запах

лосьйон після бритья

вийти, вибратися →

торкатися

електричний

розподільний щит →

дуже сердитий →

повзти

скопити →

бах-бах!

I stood next to her but she didn't notice me.

Of course I trust you!

mother ↔ father

to wear ↔ to take off

There's a great film on TV this evening.

If you can't walk, you are helpless.

The book is lying on the table.

I have no idea where he can be.

The stairs are wet.

foot → footstep

Robert and David both like football.

Sally got out of the house before the fire destroyed it.

If you know where the fuse-box is, you can turn off all the lights in the house there.

very, very angry

I was late so I just grabbed my school bag and left.

had forgotten [hæd fə'gɒtn]

to take your chance [ˌteɪk jɔː 'tʃɑːns]

to run upstairs [ˌrʌn ʌp 'steəz]

to lock [lɒk]

icon ['aɪkɒn]

whose [huːz]

would [wʊd]

to be wrong [biː 'rɒŋ]

activity [æk'tɪvətɪ]

summary ['sʌmri]

dark [dɑːk]

забув/ла

скористатися можливістю
→

побігти наверх сходами

заперти →

ікона

чий →

був-би,була-б

діяльність

підсумок

темний →

Take your chance and try it!

to close with a key

This is the woman whose keys we found yesterday.

Sorry, but you are wrong.

Cats can see in the dark.

Prepositions

B is above D. B is between A and C.

A is next to B.

A comes before B.

D is under B.

A B C

C comes after B.

D

Circle A is inside circle B.

Circle C is outside circles A and B.

through



The ball was on the box before it fell off it.



across



into

out of



against



A is opposite B.

For my folder: People from different countries

The United Kingdom of Great Britain and Northern Ireland (to give its full name) refers to the political union between England, Wales, Scotland and Northern Ireland. The UK is a sovereign state, but the nations that make it up are also countries in their own right. Great Britain is the official collective name of England, Scotland and Wales and their associated islands. It does not include Northern Ireland and therefore should never be used interchangeably with 'UK' – something you see all too often. In this Unit you learned about different countries of the UK, their languages. Draw the picture of the map with the British Isles. Show the countries that lie on the territory. What languages do people speak there? Write the names of those languages. You can use the Internet for help.



Unit 4 Let it out!

Learning tips: How to choose correct approach to learning

I learn new words the best when I:

- write them,
- record them on my phone and listen to them many times,
- make my own examples with these words,
- rhyme the words,
- sort the words in lists or mind maps,
- draw pictures,
- think of synonyms or antonyms,
- highlight difficult words or underline them.



Check-in

to let, let, let [let, let, let]	дозволяти
tattoo [tæ'tu:]	тату
disappointed [ˌdɪsə'pɔɪntɪd]	розчарований
frustrated [frʌs'treɪtɪd]	подавлений
strict [strikt]	суворий
to have an argument [ˈɑːɡjʌmənt]	сперечатися
argument [ˈɑːɡjʌmənt]	суперечка, довід
unfair [ʌn'feə]	несправедливий
eyebrow [ˈaɪbrəʊ]	брова →

She's blonde-haired but her eyebrows are brown.

I want my ... pierced.

[aɪ 'wɒnt maɪ ... 'piəriəd]

to want sb to do sth

[wɒnt]

similar ['sɪmɪlə]

direct [di'rekt]

respect [rɪ'spekt]

poetry slam

['pəʊətri, 'slæm]

poetry ['pəʊətri]

year-old [,jɪə, 'əʊld]

to enter ['entə]

winner ['wɪnə]

round [raʊnd]

to take part in

[teɪk 'pɑ:tɪn]

workshop ['wɜ:kʃɒp]

hip hop ['hɪp hɒp]

Я хочу, щоб мені

проколюли ...

Хотіти, щоб хтось зробив

для мене щось →

подібний

прямий

повага →

змагання у віршуванні

поезія

-ти літній →

входити, ставати

учасником змагання

переможець →

раунд

брати участь →

майстерня, тренувальне

→

заняття

хіп-хоп

Sandra wants her friend to go out with her.

Do you have respect for your teachers?

a 15-year-old boy

to win → winner

You can take part in a lot of activities at our school to work → workshop

Hip-Hop in Great Britain

As in the US, British hip hop emerged as a scene from graffiti. Its supporters listened to American hip hop and influenced British culture. British Hip Hop in the 1980s also involved the spread of New York City-style Graffiti to London and other UK inner-city areas, both on walls and trains. The most direct influence was, however, on Graffiti painted in London Underground trains. Teenagers from inner London and other European cities who were into Electro-Hip Hop and had family and other links to New York City had by the mid-1980s taken up some of the traditions of subway Graffiti and exported them home. When Subway Graffiti was on the decline in New York City, some British teenagers returned to London with a "mission" to Americanize the London Underground through painting New York City-style Graffiti on trains. These small groups of London 'train writers' adopted many of the styles and lifestyles of their New York City forebears, painting Graffiti train pieces. At the same time, Graffiti art on London Underground trains generated some interest in the media and arts. Several art galleries put on exhibitions of the art work (on canvases) of a few London train writers.



What do you know about Ukrainian Graffiti? What Ukrainian rappers do you know?

performance [pə'fɔ:məns]	виступ
to take place [teɪk 'pleɪs]	відбуватися, сісти →
poet ['pəʊt]	поет
to invent [ɪn'vent]	винаходити →

live [laɪv]	наживо →
teenage ['ti:neɪdʒ]	підлітковий →

poem ['pəʊɪm]	вірш
wish [wɪʃ]	бажання
for example [fə'ɛɡ'zɑ:mpəl]	наприклад
boyfriend ['bɔɪfrɛnd]	друг →

special ['speʃəl]	особливий →
--------------------------	-------------

to perform [pə'fɔ:m]	виступати →
in all [ɪn 'ɔ:l]	скрізь
organizer ['ɔ:gənaɪzə]	організатор →
audience ['ɔ:diəns]	аудиторія
slamster ['slæmstə]	учасник конкурсу

up to ['ʌp tə]	виршування
each [i:tʃ]	близько
content ['kɒntent]	кожний →
response [rɪ'spɒns]	зміст
	відповідь →

Language

disaster [dɪ'zɑ:stə]	халепа →
village ['vɪlɪdʒ]	село →

cottage ['kɒtɪdʒ]	котедж
not even [nɒt 'i:vən]	навіть не
to hang out, hung out, hung out [hæŋ 'aʊt, hʌŋ 'aʊt, hʌŋ 'aʊt]	проводити час →

steel band [sti:l 'bænd]	оркестр шумових Інструментів
feeling ['fi:lɪŋ]	почуття →
useless ['ju:sɪləs]	непотрібний →
to text [tekst]	набирати текстове повідомлення на телефоні →

to take place = to sit down

If you invent something, you are the first person who thinks of it or makes it.

to live [lɪv] – live [laɪv]

Your teenage years are the time from the age of 13 to the age of 19.

Robert is a friend, but he isn't Anna's boyfriend.

It's a special day for Robert today, it's his birthday.

to perform → performance

to organize → organizer

The T-shirts are £5 each.

He's still waiting for your response.

a terrible event

My grandma comes from a village with only ten houses.

If you hang out with somebody, you spend time with them.

to feel → feeling

to use [z] → useful [s] → useless [s]
Lauren is texting a message to Nyla.

worry ['wʌrɪ]

to put out [pʊt 'aʊt]

change of place
[tʃeɪndʒ əv 'pleɪs]

below [bi'lau]

Everyday English

comprehensive school

[kəmprɪ'hensɪv 'sku:l]

to be afraid (of)

[bi:'ə'freɪd]

staff [stɑ:f]

Lost and Found

['lɒst , and 'faʊnd]

FAQ (frequently asked
question) ['fri:kwɒntli
, ə:skt 'kwɛstʃən]

frequent ['fri:kwɒnt]

Would you mind ... ?

[wʊd jə 'maɪnd]

trainers ['treɪnəz]

difference ['dɪfərəns]

typical ['tɪpɪkəl]

to be welcome to do sth

[bi: 'welkəm]

library ['laɪbrəri]

to miss [mɪs]

secretary ['sekətrəri]

to imagine [ɪ'mædʒɪn]

a.m. [eɪ'ɛm]

to guess [ges]

yukky ['jʌki]

session ['seʃən]

shy [ʃaɪ]

notice board

['nəʊtɪs bɔ:d]

notice ['nəʊtɪs]

турбуватися, хвилюватися
→

гасити

зміна місця

внизу →

загальноосвітня школа

боятися →

персонал, колектив →

Відділ загублених речей

запитання, які часто
ставлять

частий

Ви не заперечуєте,
якщо ... →

тренувальне взуття

різниця →

типовий

будь-ласка, + дія
(залишайтеся) →

бібліотека →

пропускати, скучати

секретар →

уявляти

до полудня

угадувати →

непримхливий, бридкий

сесія, період

сором'язливий →

дошка оголошень

оголошення, замітка

worry → to worry → to be worried
→The TV magazine is on the shelf
below the TV. Look, down there!

My sister is afraid of dogs.

the people who work for a school,
company, etc.Would you mind if I borrow your
bike? - Can I borrow your bike,
please?

different → difference

He is welcome to stay as long as he
wants.

video library

My mother is a secretary.

Guess who called me!

When he was a child, he was very
shy.

system ['sɪstəm]	система	
abroad [ə'brɔ:d]	закордоном →	They live abroad. They went abroad.
Welcome to ... ['welkəm tə]	Просимо до ...	
to compare [kəm'peɪ]	порівнювати	
compulsory [kəm'pʌlsrɪ]	обов'язковий	
state [steɪt]	державна, державний →	country or part of a country
as well as [əz 'wel əz]	так як і	
private ['praɪvət]	приватний	
following ['fɒləʊɪŋ]	наступний →	Let's look at the following example
grid [grɪd]	таблиця	
primary school ['praɪməri ,sku:l]	початкова школа →	My little sister goes to primary school.
grammar school ['græmə ,sku:l]	граматична школа	
exam [ɪg'zæm]	екзамен	
GCSE [ˌdʒi:si:es'i:]	атестат про закінчення середньої школи →	General Certificate of Secondary Education
A-levels (pl) ['eɪlɪvlz]	екзамени рівня «А», що дають право на вступ до престижних університетів →	Lisa is taking her A-levels
possible ['pɒsəbl]	можливий	
college ['kɒldʒ]	коледж →	A lot of young people go to a college after they leave school.
advanced [əd'vɑ:nst]	просунутий, підвищений	
level ['levl]	рівень	

Useful phrases: A project

When cooperating with your friend on any project you might find it helpful to use the following sentences.

Let's work together.	Давай працювати разом
Why don't we talk about...?	Чому б нам не поговорити про ...
I think it's interesting because....	Я думаю це цікаво, тому що...
I've got a book/magazine/film about....	У мене є книга / журнал / фільм про ...
We can look for more information on the Internet.	Ми можемо пошукати ще більше інформації в Інтернеті.
What have you found/written?	Що ти знайшов / написав?
Have you found any interesting information?	Ти знайшов яку-небудь цікаву інформацію?
Let's make a poster.	Давай зробимо плакат.

Get fit!

news (sg.) [nju:z]

sort [sɔ:t]

glad [glæd]

to put in [put 'in]

extra ['ekstrə]

training ['treɪnɪŋ]

lots of love [,lɒts əv 'lʌv]

Ha! [hɑ:]

I wish I had ... [wɪʃ]

to wish [wɪʃ]

proud of ['praʊd əv]

to make it ['meɪk ɪt]

to jump about

[dʒʌmp ə 'baʊt]

info ['ɪnfəʊ]

winning goal

['wɪnɪŋ ɡoʊl]

Overheard

helpline ['helplɪn]

caller ['kɔ:lə]

to fight, fought, fought

[faɪt, fɔ:t, fɔ:t]

to advise [əd 'vaɪz]

to stay out [steɪ 'aʊt]

answerphone

['ɑ:nsəfəʊn]

speaking ['spi:kɪŋ]

Shall we ... ? ['ʃæl wi:]

to be called [bi: 'kɔ:ld]

Facts and fiction

mate [meɪt]

harm [hɑ:m]

новини →

сорт, тип

радий →

написати, включити

додаткову інформацію

додатковий

тренування →

любові! (у вітаннях)

Ха!

Я б хотів мати

бажати

гордитися →

зробити щось, виходити

→

стрибати від радості

інформація →

мета перемоги

телефонна довідкова

служба

той, хто телефонує →

битися →

радити →

не приходити додому →

автовідповідач

слухаю (у відповідь на

телефонний дзвінок)

Давай...

називатися →

товариш, друг →

шкода

That's good news. – Гарні новини!

happy – pleased – glad

We'll have extra training at the weekend.

My parents are proud of me.
I made it! – У мене все вийшло!

short form of "information"

to call → caller

Don't fight about the new CD,
please.The doctor advised me to exercise
more.

How long can you stay out at night?

Lisa's dog is called Barker.

Boys and men often call their
friends their mates.

to add [æd]	додавати →
dear [diə]	дорогий (у звертанні)
to have a fit [ˌhæv ə ˈfɪt]	сердитися →
to care [keə]	турбуватися про →
to get into such a state [get ɪntə sʌtʃ ə ˈsteɪt]	потрапити в такий стан
to the brink [tə ðə ˈbrɪŋk]	до краю
to swerve [swɜːv]	різко вивернути кермо →
curve [kɜːv]	
alive [ə ˈlaɪv]	живий →
to shake, shook, shaken [ʃeɪk, ʃʊk, ˈʃeɪkən]	трясти, тремтіти
leaf, leaves (pl) [liːf; liːvz]	листок, листя
wave [weɪv]	
to go weak [gəʊ ˈwiːk]	задохатися
weak [wiːk]	
to choke [tʃəʊk]	задохатися
glee [gliː]	радість

She added some milk to her tea.

My parents had a fit when I told them about my boyfriend.

If you care about something, it's important to you.

The car swerved because there was a dog in the street.

live → alive

In a storm the waves are very big.

She choked with glee.

For my folder: My own poem

In this Unit you read some poems and tried to rhyme your own rhymes. You can also learn how to write your own poems. Think of a topic you want to talk about and use the words that refer to this topic. Make a list of words and rhyme them. Write sentences with the words and their rhymes. Then you can combine sentences to see if they make any sense. Think of a title.

race - face: I washed my face. I went to the race.

fast - past: I ran very fast. All the others ran past.

around - ground: There were stones all around. I fell to the ground.

red - bed: My leg hurt and was red. I went to bed.

The race

I washed my face
before I went to the race.

I ran very fast
but all the others ran past.

There were stones all around
and I fell to the ground.

My leg hurt and was red
so I went to bed.

Unit 5 Screen shots

Check-in

screen shot ['skri:n ,fɒt]	відеокадр, знімок з екрану, скріншот
screen [skri:n]	екран →
shot [fɒt]	знімок, картинка →
programme ['prɔ:græm]	програма →
tough [taʃ]	складний →
fair [feə]	справедливий
heroine ['herəʊɪn]	героїня →
average ['ævərɪdʒ]	середній →
daily ['deɪli]	повсякденний →
talk show ['tɔ:k ,ʃəʊ]	ток шоу
reality show [ri'æləti ,ʃəʊ]	реаліті-шоу (програма, що транслюється наживо)
viewer ['vju:ə]	глядач →
industry ['ɪndəstri]	промисловість →
twice [twɑɪs]	двічі →
dramatic [drə'mætbɪk]	драматичний →
musical ['mjuzɪkl]	музичний →
seldom ['seldəm]	рідко →
to kiss [kɪs]	цілувати →
cartoon [kɑ:'tu:n]	мультфільм
comedy ['kɒmədi]	комедія
detective story [di'tektɪv ,stɔ:ri]	детектив
documentary [ˌdɒkjə'mentri]	документальний фільм
docu soap ['dɒkjə səʊp]	розважальна телепрограма про життя реальних людей
science fiction [ˌsaɪəns 'fɪkʃn]	наукова фантастика
fiction [fɪkʃn]	фантастика
thriller [θrɪlə]	трилер

TVs and computers have a screen
When you hit the ball at tennis, you play a shot.

There's an interesting programme about animals on TV tonight.
A tough job is a hard one.

hero – heroine
an average teenager – a typical teenager
day → daily

a view → viewer

two times
A dramatic film is a very exciting film.
music → musical
not very often
In love stories people often kiss.

myth [mɪθ]	міф
grave [ɡreɪv]	могила →
bit [bɪt]	трохи
script [skript]	сценарій

Have you watched the documentary about Gelert's grave?

Useful phrases: a discussion

You can use the following phrases when you would like to discuss a film with your friends.

I'd like to watch....	Я б хотів/ла подивитися ...
No, I'd rather watch....	Ні, я б краще подивився/лася ...
I have already seen this film.	Я вже бачив/ла цей фільм
This film is boring/interesting/scary/funny....	Цей фільм нудний / цікавий / страшний / смішний.
I like this actor/actress.	Мені подобається цей актор / акторка.
I don't like thrillers/love stories....	Мені не подобаються трилери / історії про кохання.
There are a lot of exciting/dramatic scenes in this film.	У фільмі багато чудових / драматичних сцен (episodes).

Sherlock Holmes

Private detective Sherlock Holmes (['ʃɜːlɒk 'hɒlms]) is a fictional detective. Sir Arthur Conan Doyle, Scottish author and physician created this character. Holmes first appeared in print in 1887. A "consulting detective" from London had fantastic abilities. His logic, his ability to disguise and use forensic science helped to solve difficult cases.

As for his appearance, Watson describes him as over six feet tall, with dark hair, very piercing and expressive eyes, pale skin, hands stained with chemicals with long, thin fingers. He was always clean, possessing a "cat-like sense of personal cleanliness." He was always keen and introspective. People always recognize him by his pipe.

Beginning in 1881 Holmes had lodgings at 221B Baker Street, London. His landlady, Mrs. Hudson helped him to maintain his residence. Until John Watson's arrival Holmes worked alone. Holmes's friendship with Watson, a physician, is his most significant relationship.

Have you got any time to read a book or watch a film about Sherlock Holmes? Are there any detectives like Sherlock Holmes in Ukraine?

Language

pet [pet]	домашній улюбленець →	You can have a cat or a dog as a pet.
final ['faɪnəl]	останній	
seaside ['siːsaɪd]	морське узбережжя	to rescue → rescue cooking → cook
rescue ['reskjuː]	порятунок →	
cook [kʊk]	готувати →	
link [lɪŋk]	ланка	

host [haʊst]	хазяїн →
charts (pl) [tʃɑ:ts]	рейтинг
hit [hɪt]	хіт →
series, series (pl) [ˈsɪəri:z]	серіал, серіали →
hound [haʊnd]	собака →
sitcom [ˈsɪtkɒm]	комедійний серіал, в якому головні герої що серії потрапляють у різні ситуації чужий →
alien [ˈeɪliən]	чужий →
diamond [ˈdaɪəmənd]	діамант
jewellery [ˈdʒu:əlɪrɪ]	дорогоцінності
star [stɑ:]	зірка →
countdown [ˈkaʊntdaʊn]	зворотний відлік часу
emergency [ɪˈmɜ:dʒnsɪ]	надзвичайна ситуація →
patient [ˈpeɪjnt]	пацієнт →
travel [ˈtrævl]	подорожувати
on the job [ɒn ðə ˈdʒɒb]	по роботі
runaway [ˈrʌnəweɪ]	злітна полоса →
PC [pi:ˈsi:]	британський офіцер поліції найнижчого рангу →
anybody [ˈeni,bɒdi]	любий (будь-який) →
somebody [ˈsʌmbɒdi]	хтось →
He had something on his mind. [maɪnd]	Він мав щось на думці →
mind [maɪnd]	розум
statement [ˈstetmənt]	заява, розповідне речення
negative [ˈnegətɪv]	заперечне (речення)

Everyday English

scene [si:n]	сцена →
guest [gest]	гість →

The host at a party is the man who has invited the people.

a very popular song
A TV series is a number of programmes with the same title, all about the same topic, family, etc.
The Hound of the Baskervilles' is a famous book.

The film 'ET' is about an alien.

There are a lot of stars in this film.

In an emergency, call the doctor or the police.
There are a lot of patients in this hospital.

to run away → a runaway
PC is short for Police Constable.

any - anybody - anyone - anything - anywhere
some - somebody - someone - something - somewhere
If you have something on your mind, you are worried about something.

This is a very quiet scene in the play, nothing is happening.
someone who you invite to your house or to a party

reception [ri'sepʃn]
sir [sɜ:]

to smoke [sməʊk]
pipe [paɪp]

It's no bother. ['bɒðə]

to have a look
[,hævə 'lʊk]

certainly ['sɜ:tnli]

awful ['ɔ:fl]

to book [bʊk]

Oh dear! [əʊ 'diə]

review [ri'vju:]

прийом →
сер (пане), ввічливе
звертання до чоловіка →

палити
трубка →
жодних проблем
поглянути

звичайно
страшний →
замовляти →

Бідненька/ий! →
огляд →

Every hotel has a reception.
Good morning, sir.

He is smoking a pipe.

another word for 'terrible'
You can book a ticket, a holiday, a
table, etc.
I've got the flu. – Oh dear!
After the first night of a new
play, there are reviews in the
newspapers.

Get fit!

to stand [stænd]

to wear, wore, worn
[weə, wɔ:, wɔ:n]

to take out [teɪk aʊt]

to get bored [get bɔ:d]

to make up [meɪk 'ʌp]

clown [klaʊn]

wardrobe ['wɔ:drəʊb]
ad [æd]

to charm [tʃɑ:m]

to lend, lent, lent
[lend, lent, lent]

free pass [fri: pɑ:s]

to get through [get θru:]

rough [rʌf]

adolescence [,ædəʊ'slesns]

adolescence = youth

worst [wɔ:st]

best [best]

терпіти
носити

виймати
нудьгувати
придумувати
клоун

гардероб
реклама
зачаровувати
позичати

вільний (безкоштовний)
вхід
пережити

тяжкий
підлітковий період

найгірший
найкращий

stand = put up with
She was small and wore glasses.

wardrobe = closet
An advertisement.

is the period between childhood
and maturity

bad = worse = worst
good = better = best

Overheard

crew [kru:]

екіпаж, команда →

to walk up to

[wɔ:k 'ʌp tə]

підійти до →

assistant [ə'sɪstnt]

асистент →

director [di'rekta]

директор →

Sir [sɜ:]

Пане!

to repeat [n'pi:t]

повторяти (повторювати)

couch potato

['kaʊtɪ pə'tetəʊ]

ледачий, лежебока →

phonetic [fə'netɪk]

фонетичний →

Facts and fiction

to glow [gləʊ]

вблискувати →

only ['aʊnli]

лише →

inheritor [ɪn'herɪtə]

спадкоємець →

nephew ['nefju:]

племінник →

What's the matter?

[ˌwɒts ðə 'mætə]

Що сталося? →

to solve [sɒlv]

вирішувати

mystery ['mɪstəri]

таємниця →

boot [bu:t]

ботинок →

beard [biəd]

борода

was following [wəz

'fɒləʊɪŋ]

слідувати за →

servant ['sɜ:vnt]

слуга →

poor [pɔ:;puə]

бідний →

to go for a walk

[ˌgəʊ fɔ:ə 'wɔ:k]

прогулятися

walk [wɔ:k]

прогулянка →

to sound [saʊnd]

звучати

wild [wɪld]

дикий →

was waiting [wəz 'weɪtɪŋ]

чекав

grey [greɪ]

сірий →

scientist ['saɪəntɪst]

науковець

a team of people who work together, for example on a ship to go to somebody

An assistant is someone who helps you

When you make a film, the director tells everyone what to do

At the weekend she watches TV all day. She's a real couch potato. [ə] is a phonetic symbol.

to glow in the dark
the only way
only five pounds

your sister's or brother's son
You look terrible. What's the matter?

Holmes solved a lot of mysteries
When you ride a horse, you wear boots, not shoes.

is following = слідує,
was following = слідував у певний момент в минулому
service → servant
poor ↔ rich

to walk → a walk

pets – farm animals – wild animals

I like grey eyes.

were walking [wa 'wɔ:kɪŋ]	прогулювалися, йшли (у певний момент у минулому)
to die [daɪ]	помирати →
powder ['paʊdə]	порошок
so far ['səʊ fɑ:]	поки що →
to knock [nɒk]	стукати →
bark [bɑ:k]	гавкіт
to belong to [bɪ'lɒŋ tə]	належати
to share [ʃeə]	ділити
myself [maɪ'self]	сам →
was sniffing [wəz 'snɪfɪŋ]	нюхав
to sniff [snɪf]	нюхати →
body ['bɒdi]	тіло
towards [tə'wɔ:dz]	до →
gunshot ['gʌnʃɒt]	
to echo ['ekəʊ]	повторяти ехом
gun [gʌn]	наган →
Her Majesty [hə 'mædʒəstɪ]	Її величність!
to arrest [ə'rest]	арештувати →

to die ↔ to live

What's the most interesting place
you've visited so far?

I did it myself. – Nobody else did it
for me.

The dog was sniffing around.

He was scared when three men
came towards him.

A man with a gun went into a shop
and said, "Give me the money!"

The police caught Mr Stapleton and
arrested him.

How to describe unknown words

Every time you hear a new word, it is advisable to write it down and describe it. For a description you can use the following patterns to write about:

- a person **A doctor** is a man/woman/someone **who** works in a hospital.
- a thing **A film** is something **which** you can watch on TV, on DVD or in the cinema.
- a place **A shop** is a place **where** you can buy something.
- a feeling **When** you are sad, you are not happy.

For my folder

We are sure you have your favorite film or series or program. You can make a poster. You can say what kind of program (film, series) it is using the adjectives and nouns on the right. If you can't find the words you need, you can use the dictionary. Enjoy!

dramatic	detective story
funny	docu soap
exciting	thriller
...	...

Unit 6 It's my capital city



It's a flag and a state coat of arms.

Dear learner! You will read the Unit about our capital Kyiv. It is amazing to realize how fast everything is changing not only in Kyiv but in the entire country. More and more people from abroad are getting interested in Ukraine, its way of life, history, culture, and current issues. Learning about our country's capital will help you answer your English speaking friends' questions in good English. Never be afraid to speak English in a real life situation. Remember, you will feel comfortable speaking about many things if you practice speaking with your friends and teacher in class and out.

Check-in

to appreciate

[ə'pri:ʃieɪt]

bird's eye view

[bɜ:dz aɪvju:]

viewing platform

[ə vju:ɪŋ 'plætfɔ:m]

pedestal ['pedɪst(ə)l]

to overlook [ˌoʊvə'lʊk]

observation platform

[ˌɒbzə'veɪʃ(ə)n

plætfɔ:m]

spot [spɒt]

to spot [spɒt]

to symbolize

['sɪmbəlaɪz]

temple ['temp(ə)l]

to survive [tə sə'vaɪv]

triangle ['traɪæŋɡ(ə)l]

to occupy ['ɒkjupaɪ]

to have a snack

[hæv ə snæk]

frightened ['fraɪt(ə)nd]

поцінувати, цінувати →

краєвид з висоти

пташиного польоту →

оглядовий майданчик

підняття, п'єдестал

оглядати, виходити на →

спостережна платформа

місце →

помічати →

символізувати

скроня, храм

виживати, залишатися

живим; переживати →

трикутник →

займати (територію, час)

→

перекусити (поїсти) →

наляканий, переляканий →

I appreciate your help.

It is a view from a high angle as if seen by a bird in flight.

The mountains overlook the village.

This looks like a good spot for a picnic.

She spotted a deer in the woods.

They survived many hardships.

It's a shape that has three straight sides.

They occupy the room next to ours. The hobby occupies all of my free time.

I need a snack. I'm hungry.

frightened = afraid

frightening [ˈfraɪt(ə)nɪŋ]	страхотливий; жакливий →
bored [bɔːd]	нудьгуючий
boring [ˈbɔːrɪŋ]	надокучливий

Language

experience [ɪkˈspɪ(ə)riəns]	(життєвий) досвід, випадок
rough [rʌf]	грубий, нерівний; вибоїстий (про дорогу) → надійно; без ризику, безпечно
safely [ˈseɪflɪ]	мilkоводний; поверховий, →
shallow [ˈʃæləʊ]	виховувати; давати освіту →
to educate [ˈedʒukeɪt]	розважати → завантажувати, скачувати
to entertain [ˌentəˈteɪn]	обкладинка →
to download [ˈdaʊnləʊd]	стаціонарний телефон →
cover [ˈkʌvə]	друкувати →
landline phone [ˈlænd(l)aɪn fəʊn]	неправильно повернути
to print [prɪnt]	(до)торкатися; торкати (-ся) →
to take the wrong turn [teɪk ə rəŋ tɜːn]	босий →
to touch [tʌtʃ]	торт «Київський»
barefoot [ˈbeəfʊt]	рубати, нарізувати, кришити →
Kyiv tort [ˈkɪjv tɔːt]	січений, рублений
to chop [tʃɒp]	горіх, горіхи
chopped [tʃɒpt]	ручної роботи
nut [nʌt] – nuts [nʌts]	дрібничка, дрібниця →
handmade [ˌhændˈmeɪd]	
trinket [ˈtrɪŋkɪt]	
scarf [skɑːf]	шарф
to cut off [kʌt ɔv]	відрізати, ізолювати
to discard [dɪsˈkɑːd]	викидати щось непотрібне (непридатне)
to grind [graɪnd]	молоти, товкти →
to shred [ʃred]	різати, рвати на клаті →
to mix [mɪks]	змішувати (-ся), домішувати →

I heard a *frightening* ghost story.

The sea is *rough*. You can't swim today.

The sea is *shallow*. You can swim *safely*.

to educate → education

to entertain → entertainment

to cover → a cover

Many people don't have *landline phones* any more.

to print → a printer

to touch → a touch

It's healthy to walk *barefoot*.

If you *chop* something you cut it into pieces with a knife.

A *trinket* is a piece of jewellery that is not worth much money.

to grind → a grinder

to shred → a shredder

to mix → a mixer

to add [æd]	додавати
trident ['trɪd(ə)nt]	тризуб(-ець)
embroider [ɪm'brɔɪdə]	вишивати
embroidered [ɪm'brɔɪdəd]	вишитий

Everyday English

willow ['wɪləʊ]	верба
seeds [si:dz]	сім'я, насіння, зерно
guelder rose ['gɪldə raʊz]	калина
sacred ['sækrɪd]	святий, священний
garlands ['gɑ:ləndz]	гірлянда, вінок →
to pass on [pɑ:s ɒn]	передавати
accessory [ək'sesəri]	додаткова, другорядна річ, аксесуар що прикрашає щось, наприклад, одяг етнографічний
ethnographic [ˌeθnə'græfɪk]	
mill [mɪl]	млин, фабрика →
garment ['gɑ:mənt]	предмет одягу, одяжина →
straw [strɔ:]	солома, солом'яний
cushion ['kʊʃn]	диванна подушка →
to attend [ə'tend]	відвідувати, бути присутнім
pottery ['pɒtəri]	гончарні вироби
craft [krɑ:ft]	ремесло
craftsman ['krɑ:ftsmən]	майстер, ремісник
stall [stɔ:l]	кіоск, намет →
hungry ['hʌŋgrɪ]	гоłodний, згоłodнілий
sample ['sæmpəl]	зразок, взірець

Girls enjoy wearing *garlands* in Ukraine.

to mill – a mill
A dress is a *garment*.

Cushions are nice accessories.

You can buy a nice gift at a *bookstall*.

Have you ever considered working with eggs as a craft? Coloring hard boiled eggs is an Easter tradition. The fun part is there are so many ways to do it! You can do single colored eggs, but an added touch never hurt anyone. You can eat these eggs, give them as gifts, or use them for decoration. Check the website to learn many ways of dyeing the eggs: <http://www.wikihow.com/Dye-Eggs-for-Easter>. You can have a workshop at school and teach younger kids how to do it. Working with hands will help you learn English too.



Useful phrases: Getting around

These phrases will help you to ask for the information and give the information that people ask you for.

Excuse me! Can you help me, please?

Could you tell me where the nearest metro station is?

How do I get from here to the bank?

Is it far from here?

How far is it from here?

The metro station is next to the cafe.

You can easily walk there. It's a ten-minute walk.

The bus stop is in front of the hotel over there.

You'd better take a bus/metro.

Get fit!

scanning ['skæntɪŋ]	сканування, перегляд, пошук
ingredients [ɪn'grɪ:dɪənts]	складова частина, інгредієнти
headings ['hedɪŋz]	заголовки, написи →
to skip [skɪp]	стрибати, скакати, перестрибувати
recipe ['resɪpi]	рецепт
beans [bi:ns]	боби
mash [mæʃ]	давити, розминати, розчавлювати →
bring it to boil [brɪŋ ɪt tu bɔɪl]	довести до кипіння
measure ['meʒə]	міра, одиниця виміру
pot [pɒt]	горщик, казанок, кухоль, банка →
apricots ['eɪprɪkɒts]	абрикоси →
black current [blæk 'kʌr(ə)nt]	смородина
lemon acid ['lemən æsɪd]	лимонна кислота
to pour [pɔ:]	лити(-ся); вливати(-ся) →

We organized all the recipes under different subject **headings**.

My mother asked me to **mash** potato.

It's an old **pot**.

Apricots and black current are fruit.

Pour some water into a glass.

Irregular verbs in Unit 6

to take	took	taken	брати
to see	saw	seen	бачити
to be	was/were	been	бути

to feel	felt	felt	відчувати
to choose	chose	chosen	вибирати
to leave	left	left	залишати
to ride	rode	ridden	їхати
to learn	learned/learnt	learned/learnt	вчити
to make	made	made	робити
to go	went	gone	їти, їхати
to lose	lost	lost	втрачати, губити
to find	found	found	знаходити
to do	did	done	робити
to eat	ate	eaten	їсти
to buy	bought	bought	купувати
to show	showed	shown	показувати
to write	wrote	written	писати
to send	sent	sent	посилати
to read	read	read	читати
to have	had	had	мати
to spend	spent	spent	витрачати
to come	came	come	приходити
to meet	met	met	зустрічати
to hear	heard	heard	чути
to give	gave	given	давати

Overheard

to admit [əd'mɪt]	допускати, приймати, випускати
refrain [rɪ'freɪn]	приспів, рефрен
fork [fɔ:k]	вилка
to mix [tə mɪks]	змішувати(-ся), домішувати
spell [spel]	заклинання, чари, шарм
magical ['mædʒɪk(ə)l]	магічний
devotion [dɪ'vəʃ(ə)n]	відданість
control [kən'trəʊl]	управління, керування
to control [kən'trəʊl]	управляти, керувати

Facts and fiction

passion ['pæʃ(ə)n]	пристрасть, пристрасне захоплення
spare time [speə taɪm]	вільний час

The refrain was easy to remember.

to devote → devotion

Passion - love, ardent emotion

spare time - free time

competition

[ˌkɒmpɪ'tɪʃ(ə)n]

exhausted [ɪg'zɔːstɪd]**to give up** ['gɪv 'ʌp]**makeup** ['meɪk ʌp]**sign an autograph**

[saɪn ən 'ɔːtəgrə:f]

to fill out [fɪl aʊt]**application**

[ˌæplɪ'keɪʃ(ə)n]

to post [pəʊst]**to inspire** [m'spaɪə]**authentic** [ɔː'tentɪk]**comment** ['kɒment]**previous** ['priːviəs]**It paid me off** [peɪd mi

ɔv]

crash [kræʃ]**trophy** ['trɒfɪ]**acrobatics**

[ˌækroʊ'bætɪks]

height [haɪt]**suitable** ['suːtəb(ə)]**mime** [maɪm]**aerial** ['e(ə)rɪəl]**rope** [rəʊp]**rope walks** [rəʊp wɔːks]**manipulation**

[mənɪpjə'leɪʃ(ə)n,]

змагання, конкурс

виснажений, змучений

відмовлятися від,

залишати

грим, косметика,

аксесуари

дати автограф

заповнити

заява, прохання

поміщати на сайті, в газеті

надихати

справжній, автентичний,

коментар, примітка,

тлумачення

попередній, що

передував (to)

Мені повернулося все

сповна.

гуркіт, тріск, аварія

трофей, здобич, нагорода

акробатика

висота, височина, зріст

підходящий, придатний

мім, пантоміма

повітряний, ефірний

канат, мотузка, трос

ходіння по канату

маніпулювання,

маніпуляція, фокус

to compete → *competition*

Never give up!

He helped me *fill out* an application.to apply → *application*to *inspire* → *inspiration**authentic* ↔ *real*, *true*, *original*to comment → *a comment*to crash → *a crash**trophy* (Sg) - *trophies* (Pl)*Height* is an advantage in basketball.*a mime* - a jester, a comedianto manipulate → *manipulation*

English-Ukrainian Dictionary

A

a, an [ə; ən] неозначений артикль

a bit [ə 'bit] трошки

a few [ə 'fju:] декілька

a lot [ə 'lot] багато

a lot of [ə 'lot əv] багато

a week [ə 'wi:k] тиждень

about [ə 'baʊt] про

circa приблизно

out and about [ˈaʊtəndə'baʊt]

подорожувати

to jump about [ˌdʒʌmpə'baʊt]

підстрибувати, підскакувати метушиться

What about ...? [wɒtə'baʊt] як щодо...?

What's the film about? [wɒts ðə 'fɪlmə, baʊt]

Про що фільм?

above [ə 'bʌv] над

abroad [ə 'brɔ:d] за кордоном

accent ['æksnt] вимова; акцент

accessory [ək'sesəri] додатковий, другорядний

accident ['æksɪdnt] випадок

acrobatics [æk'rɒbæ'tɪks] акробатика

across [ə 'krɒs] впоперек; через

to act [ækt] грати (в театрі)

action ['æksn] дія; вчинок

activity [æk'tɪvɪti] діяльність

actor ['æktə] актор

actress ['æktres] актриса

to add [æd] додавати

admit [əd'mɪt] допускати, приймати, впускати

address [ə 'dres] адреса

adjective ['ædʒɪktɪv] прикметник

advanced [əd'vɑ:nst] досконалий; успішний

adventure [əd'ventʃə] пригода

adverb ['ædvɜ:b] прислівник

adverb of manner [ˌædvɜ:bəv 'mænə]

прислівник способу дії

advice [əd'vaɪs] порада

to advise [əd'vaɪz] радити(ся)

*to be afraid (of) [bi:ə'freɪd] боятися (когось, чогось)

after ['ɑ:ftə] після

afternoon [ˌɑ:ftə'nu:n] час після полудня

afternoon tea [ˌɑ:ftənu:n 'ti:] чай о 5 годині

in the afternoon [ɪn ðɪ ˌɑ:ftə'nu:n] вдень

aftershave [ˌɑ:ftəʃeɪv] лосьйон після гоління

again [ə 'gen] знову

against [ə 'genst] проти; навпроти

age [eɪdʒ] вік

ago [ə 'ɡəʊ] тому (про час)

aerial ['eəriəl] повітряний, ефірний

air [eə] повітря

on the air [ɒn ðɪ 'eə] в ефірі

airport ['eəpɔ:t] аеропорт

alarm [ə 'lɑ:m] метушня, тривога

alarm clock [ə 'lɑ:m, klɒk] будильник

A-levels (pl) ['eɪleɪvlz] брит. екзамен із програми

середньої школи на підвищеному рівні

alien ['eɪliən] чужоземець; іноземець

alive [ə 'laɪv] живий

all [ɔ:l] весь; всі

in all [ɪn 'ɔ:l] всього

almost ['ɔ:lməʊst] майже

alone [ə 'ləʊn] один; самотній

along [ə 'lɒŋ] вздовж

alphabet ['ælfəbet] алфавіт

alphabetical [ˌælfə'betɪkl] алфавітний

already [ɔ:lɪ'redɪ] вже

also ['ɔ:lsoʊ] також

although [ɔ:l'ðəʊ] хоч

always ['ɔ:lweɪz] завжди

a.m. [ˌeɪ'ɛm] до полудня (про час)

ambulance [ˌæmbjʊləns] машина швидкої

допомоги

American [ə'merɪkən] американський;

американець/американка

American football [ə'merɪkən 'fʊtbɔ:l]

футбол

ancient ['eɪnʃnt] стародавній; античний

and [ænd] і

angry ['æŋgrɪ] сердитий

to be angry with [bi: 'æŋgrɪ wɪð] гніватися

на ...

animal ['ænɪml] тварина

announcement [ə'naʊnsmənt] оголошення

anorak ['ænərək] тепла куртка на блискавці з

каптуром

another [ə'nʌðə] ще один; другий; інший

answer ['ɑ:nsə] відповідь

to answer ['ɑ:nsə] відповідати

answerphone ['ɑ:nsəfəʊn] автовідповідач

any ['eni] який-небудь; будь-який

anybody ['eni, bɒdi] хто-небудь; будь-хто

anything ['eniθɪŋ] що-небудь; будь-що

anywhere ['eniweə] скрізь, всюди

application [ˌæplɪˈkeɪʃ(ə)n] заява, прохання
 appreciate [əˈpriːʃieɪt] оцінювати, цінувати
 apricot [ˈeɪprɪkɒt] абрикос
 apple [ˈæpl] яблуко
 April [ˈeɪprɪl] квітень
 area [ˈeəriə] площа; район
 arena [əˈriːnə] арена; стадіон
 to argue [ˈɑːɡjuː] сперечатися
 argument [ˈɑːɡjʌmənt] аргумент; доказ
 to have an argument [ˌhæv ən ˈɑːɡjʌmənt] сперечатися
 arm [ɑːm] рука
 around [əˈraʊnd] (um ...) всоуди; навкруги
 to arrest [əˈrest] заарештовувати
 to arrive [əˈraɪv] прибувати; приїжджати
 Art [ɑːt] мистецтво
 as [æz; əz] як
 as ... as [æz ... əz; əz ... əz] так само як
 as long as [əz ˈlɒŋ əz] поки; доки
 as well as [əz ˈwel əz] так само як
 to ask [ɑːsk] питати
 to ask (for) [ˈɑːsk fə] просити (щось)
 *to be asleep [ˌbiː əˈsliːp] спати
 assembly [əˈsembli] збори
 assistant [əˈsɪstnt] помічник; асистент
 shop assistant [ˈʃɒp əˈsɪstnt] продавець
 at [æt; ət] в; біля; на
 at first [ət ˈfɜːst] спочатку
 at home [ət ˈhəʊm] вдома
 at least [ət ˈliːst] щонайменше; принаймні
 at night [ət ˈnaɪt] вночі
 at once [ət ˈwʌns] відразу; раптом
 at the back [ət ðə ˈbæk] позаду
 at the bottom [ət ðə ˈbɒtəm] внизу
 at the moment [ət ðə ˈməʊmənt] зараз
 at the top [ət ðə ˈtɒp] нагорі
 to attack [əˈtæk] атакувати
 attend [əˈtend] відвідувати, бути присутнім
 audience [ˈɔːdiəns] публіка
 audition [ɔːˈdɪʃn] слухання; прослуховування
 August [ˈɔːɡəst] серпень
 aunt [ɑːnt] тітка
 authentic [ɔːˈθentɪk] справжній, автентичний
 Australian [ɔsˈtreɪliən] австралійський;
 австралець/австралійка
 autograph [ˈɔːtəɡrəːf] автограф
 autumn [ˈɔːtəm] осінь
 average [ˈævərɪdʒ] середній; звичайний
 a viewing platform [ə ˈvjuːɪŋ ˈplætfɔːm]
 оглядовий майданчик

away [əˈweɪ] далеко
 to run away [rʌn əˈweɪ] побігти; утекти
 awful [ˈɔːfl] жахливий

B

baby, babies (pl) [ˈbeɪbi; ˈbeɪbɪz] немовля
 back [bæk] спина
 at the back [ət ðə ˈbæk] позаду
 like the back of my hand [ˈlʌk əv maɪ ˈhænd]
 знати, як свої п'ять пальців
 back [bæk] назад; позаду
 back line [ˌbæk ˈlaɪn] основна лінія
 back [bæk] назад
 bad [bæd] поганий
 bad luck [ˌbæd ˈlʌk] невезіння
 badminton [ˈbædmɪntən] бадмінтон
 bag [bæg] мішок; сумка
 school bag [ˈskuːl bæɡ] портфель
 sleeping bag [ˈsliːpɪŋ bæɡ] спальний мішок
 baker [ˈbeɪkə] пекар
 ball [bɔːl] м'яч
 balloon [bəˈluːn] повітряна куля
 banana [bəˈnɑːnə] банан
 to go bananas [ˌɡəʊ bəˈnɑːnəz] збожеволіти
 steel band [ˌstiːl ˈbænd] шумовий оркестр
 to bang [bæŋ] ударити; гуркотіти
 piggy bank [ˈpɪɡi bæŋk] скарбничка
 burger bar [ˈbɜːɡə ˌbɑː] закусочна
 barefoot [ˈbeəfʊt] босий
 bark [bɔːk] кора (дерева)
 to bark [bɔːk] гавкати; гримати
 barn [bɔːn] сарай
 barn owl [ˈbɔːn ɔʊl] силуха
 base [beɪs] основа
 baseball [ˈbeɪsbɔːl] бейсбол
 basement [ˈbeɪsmənt] підвальне приміщення
 basketball [ˈbɔːskɪtbɔːl] баскетбол
 bat [bæt] біта; ракетка
 to bat [bæt] бити
 bathroom [ˈbɑːθrʊm] ванна кімната
 batter [ˈbætə] в'їдбаючий
 battery [ˈbætri] батарея
 BC (- before Christ) [biː ˈsiː] до нашої ери
 *to be [biː] бути
 It's a draw. [ɪts ə ˈdrɔː] нічия
 to be afraid (of) [biː ə ˈfreɪd] боятися (когось;
 чогось)
 to be angry with [biː ˈæŋɡri wɪð] півчатися
 на
 to be asleep [ˌbiː əˈsliːp] спати

to be called [bi: 'kɔ:lɪd] називатися; мати назву, ім'я
 to be cold [bi: 'kəʊld] мерзнути
 to be fed up [bi: 'fed 'ʌp] набриднути
 to be frightened (of) [bi: 'fraɪnd] бути наляканим
 to be fun [bi: 'fʌn] шуткувати; веселитися
 to be good with ... [bi: 'gʊd wɪð] бути добрим з
 to be in a hurry [bi: ɪn ə 'hʌrɪ] поспішати
 to be lost [bi: 'lɒst] заблукати
 to be missing [bi: 'mɪsɪŋ] зникнути безвісти
 to be nuts about [bi: 'nʌts ə'baʊt] дуже подобатися
 to be on [bi: 'ɒn] відбуватися;
 to be pleased with [bi: 'pli:zd wɪð] бути задоволенням
 to be right [bi: 'raɪt] мати рацію
 to be trapped [bi: 'træpt] потрапити до пастки
 to be upset [bi: ʌp'set] бути засмученим
 to be welcome to do join us [bi: 'welkəm] будь-ласка, призначуйтеся
 to be worried [bi: 'wʌrɪd] бути схвилюваним
 to be wrong [bi: 'rɒŋ] помилятися
 was/were born [bo:n] народитися

beach [bi:tʃ] пляж
bean [bi:n] боб
beard [biəd] борода
beautiful ['bju:tɪfl] вродливий
because [bi'koz] тому що
***to become** [bi'kʌm] робитися, ставати
bed [bed] ліжко
to get out of bed [,get aʊt əv 'bed] вставати
bedroom ('bedrʊm] спальня
before [bi'fɔ:] перед, до
***to begin** [bi'gɪn] починати(ся)
beginning [bi'gɪnɪŋ] початок
behind [bi'hɑɪnd] за; позаду
to believe [bi'li:v] вірити
bell [bel] дзвін; дзвоник
The bell rings. [ðə 'bel rɪŋz] дзвенить дзвоник
to belong to [bi'lɒŋ tə] належати до
below [bi'ləʊ] під; нижче
beside [bi'saɪd] поруч з, коло
best [best] найкращий
***to bet** [bet] битися об заклад
better ['beta] кращий
between [bi'twi:n] між

big [bɪg] великий
bike [baɪk] велосипед
by bike [baɪ 'baɪk] їздити на велосипеді
bill [bɪl] рахунок
bin [bɪn] відро для сміття
bird [bɜ:d] пташка
a bird's eye view [ə 'bɜ:dz aɪvju:] вид з висоти пташиного польоту
birth [bɜ:θ] народження
birthday ('bɜ:θdeɪ] день народження
biscuit ('bɪskɪt] бисквіт
bit [bɪt] кусок, шматок
a bit [ə 'bɪt] трішки
black [blæk] чорний
black current [blæk 'kʌr(ə)n] варення ковадра
blanket ('blæŋkɪt] вовняна ковдра
wet blanket [wet 'blæŋkɪt] людина, що псує іншим радість
blind [blaɪnd] сліпий
bloke [blaʊk] паруб'яга
blond [blɒnd] білявий
blond(e)-haired ('blɒnd 'heəd] білявий, білява
blood [blʌd] кров
bloody ('blʌdɪ] скривавлений, поганий
***to blow** [blaʊ] дути
to blow up [blaʊ 'ʌp] роздувати
blue [blu:] синій, блакитний
board [bo:d] дошка
notice board ['nəʊtɪs bo:d] дошка для оголошень
boat [bəʊt] човен
body ['bɒdɪ] тіло
book [bʊk] книга
exercise book ['eksəsaɪz 'bʊk] зошит
to book [bʊk] забронювати
boot [bu:t] черевики
rubber boots (pl) [ˌrʌbə 'bu:ts] гумові чоботи
rugby boots [ˌrʌŋbɪ 'bu:ts] спорт. бутси
bored [bo:d] що нудьгує
boring ('bo:ɪŋ] нудний
***was/were born** [bo:n] бути народженням
to borrow ('bɒrəʊ] позичити
both [bəʊθ] обидва
It's no bother. ['bɒðə] не варто турбуватися
to bother ('bɒðə] непокоїтися
bottle ('bɒtl] пляшка
at the bottom [ət ðə 'bɒtəm] насподі
bowl [bəʊl] лиска

box, boxes (pl) [bɒks; 'bɒksɪz] коробка(ки)
 phone box ['fəʊn bɒks] таксофон
boy [bɔɪ] хлопчик
boyfriend ['bɔɪfrɛnd] хлопець, коханник
brave [breɪv] сміливий, відважний
bread [bred] хліб
break [breɪk] перерва
 *to break [breɪk] ламати(ся), розбивати(ся)
 to break dance ['breɪkdɑ:ns] танцювати брейк
breakfast ['breɪkfəst] сніданок
 to have breakfast [hæv 'breɪkfəst] снідати
bridge [brɪdʒ] міст
fire brigade ['faɪə brɪ'geɪd] пожежна команда
brilliant ['brɪljənt] блискучий, видатний
 *to bring [brɪŋ] приносити
 to bring in [brɪŋ 'ɪn] запроваджувати;
 приносити (прибутки)
 bring it to boil [brɪŋ ɪt tə bɔɪl] довести до
 кипіння
British ['brɪtɪʃ] британський
brochure ['brəʊʃə] брошура
broken ['brəʊkn] розбитий
brother ['brʌðə] брат
brown [braʊn] коричневий
speech bubble ['spi:tʃ 'bʌbl] хмаринка з
 текстом в коміксах
 *to build [bɪld] будувати
building ['bɪldɪŋ] будівля
bully ['bʊli] задирака, хвалько
 to bully ['bʊli] чіплятися, задиратися
 *to go bump [gəʊ 'bʌmp] наштохуватися
burger ['bɜ:ɡə] гамбургер
 burger bar ['bɜ:ɡə, bɑ:] закусочна
burglar ['bɜ:ɡlə] злодія, грабіжник
 *to burn [bɜ:n] горіти, палити
 to bury ['berɪ] ховати (мертвих)
buses, buses (pl) [bʌs; 'bʌsɪz] автобус, автобуси
 bus stop ['bʌs stɒp] автобусна зупинка
 on the bus [ɒn ðə 'bʌs] в автобусі
bush [bʊʃ] кущ
businessman ['bɪznɪsmən] бізнесмен
busy ['bɪzɪ] зайнятий
but [bʌt] але
butter ['bʌtə] масло
button ['bʌtn] гудзик
 *to buy [baɪ] купувати
by [baɪ] до
 by bike [baɪ 'baɪk] їздити на велосипеді
bye [baɪ] бувай

C
camera ['kæmərə] фотоапарат
camping ['kæmpɪŋ] кемпінг, місце привалу
 *can [kæn] могли, вміти
 to canoe [kə'nu:] плавати на каное
cap [kæp] кепка, шапка
capital city [,kæpɪtəl 'sɪti] столиця
capital letter [,kæpɪtəl 'letə] велика літера
capsule ['kæpsju:l] оболонка, капсула
caption ['kæpʃn] заголовок
car [kɑ:] автомобіль
card [kɑ:d] карта
 day travel card [,deɪ 'trævl ,kɑ:d] проїзний
 квиток
 to care [keə] піклуватися
 I don't care. [aɪ dəʊnt 'keə] мені байдуже
careful ['keəfl] обережний, дбайливий
caretaker ['keəteɪkə] доглядач (за будинком)
carrot ['kærət] морква
 to carry ['kæri] носити, нести
cartoon [kɑ:'tu:n] мультфільм
pencil case ['pensl keɪs] пенал
castle ['kɑ:sl] замок
cat [kæt] кіт
 *to catch [kæʃ] ловити, спіймати
chain [tʃeɪn] ланцюг
chair [tʃeə] стілець
 *to take your chance [,teɪk jɔ: 'tʃɑ:ns]
 вважитися, ризикнути
change [tʃeɪndʒ] зміна, переміна
 change of place [,tʃeɪndʒ əv 'pleɪs] зміна місця
 to change [tʃeɪndʒ] змінювати(ся) міняти(ся)
channel ['tʃænl] канал
charity ['tʃærɪti] добродійність, милосердя
chart [tʃɑ:t] діаграма, графік
charts (pl) [tʃɑ:ts] чарти
chat [tʃæt] дружня розмова
 to chat [tʃæt] невимушено розмовляти
cheap [tʃi:p] дешевий
 to check [tʃek] перевірити
cheese [tʃi:z] сир
chicken ['tʃɪkɪn] курча
child, children (pl) [tʃaɪld; 'tʃɪldrɪn] дитина, діти
 (мн)
 only child ['aʊnlɪ tʃaɪld] єдина дитина
Chinese [tʃaɪ'ni:z] китайський
chips (pl) [tʃɪps] картопля фри
chocolate ['tʃɒklət] шоколад
choice ['tʃɔɪs] вибір
 to choke [tʃəʊk] задихатися

chop [tʃɒp] рубати, нарізувати, кришити
 chopped [tʃɒpt] січений, рублений
 cafe ['kæfeɪ] кафе
 *to choose [tʃu:z] вибирати
 cafeteria [ˌkæfəˈtɪəriə] кафетерій
 cake [keɪk] тістечко
 calendar ['kæləndə] календар
 call [kɔ:l] оклик, виклик
 phone call ['fəʊn kɔ:l] телефонний дзвінок
 to call [kɔ:l] дзвонити
 That's what I call ... [ˌðætʃ wɒt 'ai kɔ:l] Це я називаю ...
 to be called [bi: 'kɔ:ld] називатися, мати назву, ім'я
 caller ['kɔ:lə] особа, яка телефонує
 calm [kɑ:m] спокійний
 catcher ['kætʃə] кетчер, той хто ловить м'яч
 cathedral [kəˈθi:drəl] собор
 CD [ˌsiːdi:] ком пакт диск
 CD player [ˌsiːdiːˈpleɪə] програвач компакт дисків
 Celsius (C) ['selsiəs] Цельсій
 centre ['sentə] центр
 information centre [ˌɪnfəˈmeɪʃnˌsentə] інформаційний центр
 century ['sentʃəri] століття
 certainty ['sɜ:nti] звичайно
 church [tʃɜ:tʃ] церква
 cigarette [ˌsɪgə'ret] сигарета
 cinema ['sɪnəmə] кінотеатр
 circle ['sɜ:kl] коло
 city ['sɪti] місто (велике)
 capital city [ˌkæpɪtəl 'sɪti] столиця
 to clap [kleɪp] плескати в долоні
 class [kla:s] клас
 classroom ['klo:sru:m] класна кімната
 to clean [kli:n] прибирати
 clean [kli:n] чистий
 clear [kleə] ясний, чистий
 to click [kɪk] клацати
 cliff [klɪf] круча, скеля
 to climb ['klaɪm] підійматися, вилазити
 clock [klok] годинник
 alarm clock [əˈlɑ:mˌklok] будильник
 o'clock [əˈklok] година
 to close [klaʊz] закривати
 closed [klaʊzd] зачинений
 clothes (pl) [klaʊðz] одяг
 cloud [klaʊd] хмара
 cloudy ['klaʊdɪ] хмарно

club [klʌb] клуб
 clue [klu:] ключ (до здогадки), хід думок
 coach [kəʊtʃ] тренер
 coast [kəʊst] узбережжя
 coastline ['kəʊstˌlaɪn] берегова лінія
 coat [kəʊt] пальто
 coffee ['kɒfi:] кава
 coke [kəʊk] кола
 cold [kəʊld] холодний
 to be cold [bi: 'kəʊld] мерзнути
 to collect [kəˈlekt] колекціонувати
 college ['kɒlɪdʒ] коледж
 colour ['kʌlə] колір
 *to come [kʌm] приходити
 Come on, [kʌm 'ɒn] Мерщій!
 to come down [kʌm 'daʊn] опускатися
 to come in [kʌm 'ɪn] входить
 to come over [kʌm əʊvə] приходити
 to come true [kʌm 'tru:] здійснюватися
 comedy ['kɒmədi] комедія
 comic ['kɒmɪk] комічний, смішний
 comment ['kɒment] коментар, примітка, тлумачення
 communication [kəˌmju:niˈkeɪʃn] спілкування
 company ['kʌmpəni] компанія
 comparative [kəmˈpærətɪv] порівняльний, вищий ступінь
 to compare [kəmˈpeə] порівнювати
 competition [ˌkɒmpɪ'tɪʃ(ə)n] змагання, конкурс
 to complete [kəmˈpli:t] завершувати
 complete [kəmˈpli:t] повний, закінчений
 comprehensive school [kəmprɪˈhensɪvˌsku:l] загальноосвітня школа
 compulsory [kəmˈpʌlsəri] обов'язкова (про освіту)
 computer [kəmˈpjʊ:tə] комп'ютер
 concert ['kɒnsət] концерт
 conqueror [ˌkɒŋkərə] завойовник
 content ['kɒntent] зміст
 to continue [kənˈtɪnju:] продовжувати(ся)
 control [kənˈtraʊl] управління, керування
 conversation [ˌkɒnvə'seɪʃn] розмова, бесіда
 cook [kuk] кухар
 cooking ['kʊkɪŋ] приготування
 cool [ku:l] класний
 to copy ['kɒpi] копіювати
 Cor! [kɔ:] вигук здивування
 corner ['kɔ:nə] куток, ріг(булиці)
 cornflakes ['kɔ:nfleɪks] кукурудзяні пластівці
 Cornish ['kɔ:nɪʃ] корнелський
 to correct [kəˈrekt] виправляти

correct [kə'rekt] правильний
corridor ['kɒrɪdɔ:] коридор
cottage ['kɒtɪdʒ] котедж, літня дача
couch potato ['kaʊtʃ pə'tetəʊ] лежачок
 *could [kʊd] могли, бути спроможним
countdown ['kaʊntdaʊn] зворотній відлік
country, countries (pl) ['kʌntri; 'kʌntriz] країна, країни
 in the country [ɪn ðə 'kʌntri] за містом
courier ['kʊəriə] кур'єр
course [kɔ:s] курс, страва(за обідом)
 of course [əv 'kɔ:s] звичайно
court [kɔ:t] суд; корт
cousin ['kʌzn] двоюрідний брат чи сестра
cover ['kʌvə] обкладинка
cow [kaʊ] корова
 at the crack of dawn [,kræk əv 'dɔ:n] на світанку
craft [krɑ:ft] вправність, майстерність, ремесло
craftsman ['krɑ:ftsmən] майстер, ремісник
Crash! [kræʃ] Бах! (гукит)
 to crawl [krɔ:l] повзати, плентатися
crazy ['kreɪzi] божевільний
 to drive crazy [draɪv 'kreɪzi] зводити з розуму
 to creak [kri:k] скрипіти
ice-cream [aɪs 'kri:əm] морозиво
crew [kru:] команда, екіпаж
cricket ['kri:kɪt] крикет
crisp [kri:sp] чіпси
crossword (puzzle) ['krɒswɜ:d 'pʌzl] кросворд
crowd [kraʊd] натовп
crown [kraʊn] корона
cruise [kru:z] морська подорож
cry [krai] плач, крик
 to cry [krai] плакати
cup [kʌp] чашка
cupboard ['kʌbəd] буфет, сервант
curry ['kʌri] каррі (гостра приправа)
curve [kɜ:v] крива
cushion ['kʊʃn] диванна подушка
customer ['kʌstəmə] замовник; покупець
customs (pl) ['kʌstəmz] митні збори
cut off [kʌt əv] відіізати, вольювати

D

dad [dæd] тато
daily ['deɪli] щоденно
dairy ['deəri] молочарня
 to dance [dɑ:ns] танцювати
dangerous ['deɪndʒərəs] небезпечний

dark [dɑ:k] темрява
dark [dɑ:k] темний
date [deɪt] дата, число
dawn [dɔ:n] світанок
 at the crack of dawn [,kræk əv 'dɔ:n] на світанку
day [deɪ] день
day travel card [,deɪ 'trævl ,kɑ:d] проїзний квиток
 Have a nice day. [,hæv ə naɪs 'deɪ] Гарного дня
 one day [wʌn 'deɪ] одного разу
sports day ['spɔ:ts deɪ] день спортивних змагань
dead [ded] мертвий
dear [dɪə] дорогий, милий
 Oh dear! [əʊ 'dɪə] Боже мій!
dear [dɪə] любий
Dear ... [dɪə] дорогий; шановний (звертання у листі)
December [dɪ'sembə] грудень
 to decide [dɪ'saɪd] вирішувати
definition [,defɪ'nɪʃn] визначення
degree (°) [dɪ'grɪ:] градус
 to delete [dɪ'li:t] закреслювати
 to deliver [dɪ'lɪvə] доставляти
department store [dɪ'pɑ:tmənt stɔ:] універсал
departure [dɪ'pɑ:tʃə] відправлення, від'їзд
 to describe [dɪ'skraɪb] описувати
description [dɪ'skrɪpʃn] опис
desk [desk] парти
dessert [dɪ'zɜ:t] десерт
 to destroy [dɪ'strɔɪ] руйнувати
detective [dɪ'tektɪv] детектив
 detective story [dɪ'tektɪv ,stɔ:ri] детективне оповідання
 store detective ['stɔ: dɪ'tektɪv] співробітник служби безпеки магазину
devotion [dɪ'vəʊʃ(ə)n] відданість
dialogue ['daɪəlɒg] діалог
diamond ['daɪəmənd] діамант
diary ['daɪəri] щоденник
dictionary ['dɪkʃnəri] словник
 to die [daɪ] умирати
diet [daɪət] дієта
 to go on a diet [,gəʊ ɒn ə 'daɪət] сісти на дієту
difference ['dɪfərəns] різниця
different ['dɪfərənt] різний, несхожий
difficult ['dɪfɪkɪlt] складний

*to dig up [dɪg 'ʌp] розшукувати, розкопувати
digital ['dɪdʒɪtl] цифровий
dining room ['daɪnɪŋ ru:m] їдальня
direct [dɪ'rekt] прямо
director [dɪ'rekta] директор, керівник
dirty ['dɜ:tɪ] брудний
to disappear [dɪ'sə'piə] зникати
disappointed [dɪ'sə'pɔɪntɪd] розчарований
disaster [dɪ'zɑ:stə] катастрофа
discard [dɪs'kɑ:d] щось непотрібне (непридатне)
disco ['dɪskəʊ] дискотека
to discuss [dɪ'skʌs] обговорювати
distance ['dɪstns] відстань, дистанція
to dive [daɪv] пірнати
divorced from [dɪ'vɔ:st frəm] розлучений
DJ [dɪ:'dʒeɪ] диск-жокей
***to do** [du:] робити
to do sports [du: 'spɔ:ts] займатися спортом
doctor ['dɒktə] лікар
to see a doctor [si: ə 'dɒktə] бути на прийомі у лікаря
documentary [ˌdɒkjə'mentri] документальний фільм
dog [dɒg] собака
dog-tired [ˌdɒg 'taɪəd] стомлений
to walk the dog [wɔ:k ðə 'dɒg] вигулювати собаку
domino ['dɒmɪnəʊ] доміно
door [dɔ:] двері
next door [ˌnekst 'dɔ:] по сусідству з, поруч з
doorbell ['dɔ:bel] дверний дзвінок
doorstep ['dɔ:step] поріг
double ['dʌbl] подвійний
down [daʊn] вниз, донизу; вертикально (в кросворді)
Go down ... ['gəʊ daʊn] спускатися
to come down [kʌm 'daʊn] спускатися, опускати
to go down [gəʊ 'daʊn] спускатися, опускати
to lie down [laɪ 'daʊn] лягати, прилягти
to sit down [sɪt 'daʊn] сісти, сидіти
down under [daʊn 'ʌndə] Австралія
to download [ˌdaʊn 'ləʊd] завантажувати
downstairs [daʊn 'steəz] вниз, на нижньому поверсі
drama ['drɑ:mə] драма
dramatic [drə'mætɪk] драматичний
It's a draw. [ɪts ə 'drɔ:] нічия

***to draw** [drɔ:] малювати
dream [dri:m] мрія
to dress [dres] вдягатися
drink [drɪŋk] напій
***to drink** [drɪŋk] пити
***to drive** [draɪv] їхати, везти
to drive crazy [draɪv 'kreɪzi] зводити з розуму
driver ['draɪvə] водій
to drop [drɒp] падати, крапати
drums (pl) [drʌmz] барабани
dump [dʌmp] звалище, смітник
during (+ noun) ['djʊərɪŋ] протягом (+іменник)
DVD [di:vi:'di:] цифровий відео диск
DVD player [di:vi:'di: 'pleɪə] DVD програвач
to dye [daɪ] фарбувати

E

each [i:tʃ] кожний
each other [i:tʃ 'ʌðə] один одного
ear [ɪə] вухо
early ['ɜ:li] рано
east [i:st] захід
easy ['i:zi] легкий
***to eat** [i:t] їсти
to echo ['ekəʊ] відбиватися луною (про звук)
to educate ['edʒukeɪt] виховувати, давати освіту
education [edʒu'keɪʃn] освіта
Physical Education (PE) [ˌfɪzɪk edʒu'keɪʃn] фізичне виховання (урок)
Religious Education (RE) [rɪ'lɪdʒəs edʒu'keɪʃn] урок релігії
egg [eg] яйце
elbow ['elbəʊ] лікоть
elephant ['elɪfənt] слон
else [els] ще, крім
e-mail ['i:meɪl] електронна пошта
embarrassing [ɪm'bærəsɪŋ] збентежений
embroider [ɪm'brɔɪdə] вишивати
embroidered [ɪm'brɔɪəd] вишитий
emergency [ɪ'mɜ:dʒnsɪ] непередбачений випадок, критичне становище
empty ['empti] пустий
end [end] кінець, закінчення
in the end [ɪn ðɪ 'end] під кінець
to end [end] кінчатися, закінчуватися
to end in ['end ɪn] закінчитися
ending ['endɪŋ] закінчення, кінець (про оповідання)
enemy ['enəmi] ворог

English ['ɪŋɡlɪʃ] англійський
 to enjoy [ɪn 'dʒɔɪ] насолоджуватися
 enough [ɪ'nʌf] достатній; достатня кількість
 to enter ['entə] входити у
 to entertain [tə ,entə'teɪn] розважати
 entry ['entri] вхід
 envelope ['envələʊp] конверт
 environment [ɪn'veɪənmənt] оточення,
 навколишнє середовище
 er [ɜ:] вираження вагання, сумніву
 erm [ɜ:m] вираження вагання, нерішучості
 to escape [ɪ'skeɪp] утекти, уникнути
 especially [ɪ'speʃlɪ] особливо
 etc. [ɪt'setə] і так далі
 ethnographic [eθnə'græfɪk] етнографічний
 euro ['jʊərəʊ] євро (грошова одиниця)
 European [ˌjʊərə'pi:ən] європейський
 even [i:vn] навіть
 not even [nɒt 'i:vn] навіть не
 evening [i:vnɪŋ] вечір
 in the evening [ɪn ði: 'i:vnɪŋ] ввечері
 that evening [ðæt 'i:vnɪŋ] того вечора
 this evening [ðɪs 'i:vnɪŋ] сьогодні ввечері
 event [ɪ'vent] подія
 ever ['evə] коли-небудь, будь-коли
 every ['evri] кожний
 everyday ['evrɪdeɪ] щоденно
 everything ['evriθɪŋ] все
 everywhere ['evriweə] всюди, скрізь
 evidence ['eɪdɪns] доказ
 exam [ɪg'zæm] екзамен, іспит
 example [ɪg'zɑ:mpl] приклад
 for example [fɔr ɪg'zɑ:mpl] наприклад
 exchange [ɪks'tʃeɪndʒ] обмін
 excited [ɪk'saɪtɪd] схвилюваний, збуджений
 exciting [ɪk'saɪtɪŋ] хвилюючий, захоплюючий
 Excuse me! [ɪk'skju:z mi] Вибачте!
 exercise ['eksəsaɪz] вправа
 exercise book ['eksəsaɪz ,buk] зошит
 to exercise ['eksəsaɪz] вправлятися,
 тренуватися
 exhausted [ɪg'zɔ:sɪd] виснажений, змучений
 to expect [ɪk'spekt] очікувати
 expensive [ɪk'spensɪv] дорогий
 experience [ɪk'spɪ(ə)riəns] (життєвий) досвід,
 випадок
 experiment [ɪk'spɪrɪmənt] дорогий
 to explain [ɪk'spleɪn] пояснювати
 extra ['ekstrə] додатковий
 eye [aɪ] око

eyebrow ['aɪbraʊ] брова

F

face [feɪs] обличчя
 fact [fækt] факт, дійсність
 fact box ['fækt bɒks] інформація у рамці
 fact file (on) [fækt 'faɪl] фактографічний
 файл
 in fact [ɪn 'fækt] насправді
 fair [feə] ярмарок
 summer fair ['sʌmə ,feə] літній ярмарок
 fair [feə] справедливий; білий
 *to fall [fɔ:l] падати
 to fall off [fɔ:l ɒf] спадати, зменшуватися
 family ['fæmli] родина
 family tree ['fæmli tri:] родовід
 famous ['feɪməs] відомий
 fan [fæn] вентилятор, фен
 fantastic [fæn'tæstɪk] фантастичний,
 вражаючий
 FAQ (frequently asked question) ['fri:kwɑntli
 ,ɑ:skt 'kwɛstʃən] найчастіші запитання
 far [fɑ:] далекий
 so far ['səʊ fɑ:] наразі, поки що
 to go far [gəʊ 'fɑ:] далеко сягати, добитися
 успіху
 farm [fɑ:m] ферма
 farmer ['fɑ:mə] фермер
 farmhouse ['fɑ:mhaʊs] житловий будинок на
 фермі
 fashion ['fæʃn] мода
 fast [fɑ:st] швидкий
 fast food [fɑ:st 'fu:d] їжа швидкого
 приготування
 father ['fɑ:ðə] батько
 favourite ['feɪvərɪt] улюблений
 February ['febrʊəri] лютий
 *to feed [fi:d] годувати
 to be fed up [bi: fed 'ʌp] набриднути
 *to feel [fi:l] почувати(ся), відчувати
 to feel for [fi:l fə] співчувати комусь
 to feel sick [fi:l 'sɪk] хворіти, почувати
 нудоту
 to feel sorry for [fi:l 'sɔ:ri] шкодувати
 feeling ['fi:lɪŋ] відчуття, почуття
 ferry ['feri] пором, переправа
 few [fju:] мало
 a few [ə 'fju:] декілька
 fiction ['fɪkʃn] вигадка, художня література

science fiction [ˌsaɪəns ˈfɪkʃn] наукова фантастика
 field [fi:ld] поле
 sports field [ˈspɔ:ts fi:ld] спортивний майданчик
 fierce [fiəs] лютий, несамовитий
 flight [flaɪt] біліка
 *to fight [faɪt] битися
 figure [ˈfɪɡə] фігура, особистість
 fact file (on) [ˌfækt ˈfaɪl] фактографічний файл
 to fill in [fɪl ˈɪn] заповнювати, наповнювати
 fill out [fɪl aʊt] заповнити
 film [fɪlm] фільм
 final [ˈfaɪnl] кінцевий, останній
 finally [ˈfaɪnlɪ] нарешті
 *to find [faɪnd] знайти
 to find out [faɪnd ˈaʊt] дізнатися
 fine [faɪn] пена, штраф
 fine [faɪn] чудовий, ясный
 finger [ˈfɪŋɡə] палець (руки)
 to finish [ˈfɪnɪʃ] закінчувати
 fire [faɪə] вогонь, пожежа
 fire brigade [ˈfaɪə brɪˈgeɪd] пожежна команда
 Where's the fire? [ˌweəz ðə ˈfaɪə] Де горить?
 firestorm [ˈfaɪəstɔ:m] вогняна буря
 first [fɜ:st] перший, спершу
 at first [ət ˈfɜ:st] спершу
 fish, fish (pl) [fɪʃ] риба
 to fish [fɪʃ] ловити рибу
 fishing [ˈfɪʃɪŋ] рибна ловля
 *to have a fit [ˌhæv ə ˈfɪt] закашлятися
 to fit [fɪt] личити, пасувати
 fit [fɪt] здоровий
 flag [flæɡ] прапор
 flame [fleɪm] полум'я
 flash [flæʃ] спалах
 flat [flæt] квартира
 flight [flaɪt] політ, рейс
 flood [flʊd] повінь
 flash flood [ˈflæʃ ˈflʊd] несподівана повінь
 floor [flo:ə] підлога
 flower [ˈflaʊə] квітка
 *to fly [flaɪ] літати
 fog [fɒɡ] густий туман
 foggy [ˈfɒɡɪ] туманный
 folder [ˈfəʊldə] папка
 to follow [ˈfɒləʊ] йти слідом, стежити
 following [ˈfɒləʊɪŋ] наступний; послідовники
 food [fu:d] їжа

fast food [ˌfɑ:st ˈfu:d] їжа швидкого приготування
 foot, feet (pl) [fʊt; fi:t] ступня, ступні
 on foot [ɒn ˈfʊt] пішки
 football [ˈfʊtbɔ:l] футбол
 American football [əˌmerɪkən ˈfʊtbɔ:l] американський футбол
 footstep [ˈfʊtstep] слід, відбиток (ноги)
 for [fɔ:; fə] для; протягом
 for example [fə ɪɡ ˈzɑ:mpəl] наприклад
 for hours [fə ˈaʊəz] годинами (довго)
 for supper [fə ˈsʌpə] на вечерю
 forecast [ˈfɔ:kəst] прогноз погоди
 to forecast [ˈfɔ:kəst] передбачати (погоду)
 foreign [ˈfɔrɪn] іноземний
 *to forget [fə ˈɡet] забувати
 fork [fɔ:k] виделка
 form [fɔ:m] форма, бланк
 long form [ˈlɒŋ fɔ:m] повна форма
 foul [faʊl] брудний
 free [fri:] вільний
 French [frentʃ] французький
 frequent [ˈfri:kwənt] частий
 fresh [freʃ] свіжий
 Friday [ˈfraɪdeɪ] п'ятниця
 friend [frend] друг
 friendly [ˈfrendli] дружний
 to frighten away [ˌfraɪtn ə ˈweɪ] налякати, сполохати
 *to be frightened (of) [bi: ˈfraɪnd] бути наляканим
 frightening [ˈfraɪntɪŋ] страшний
 from [frɒm] з, від
 divorced from [dɪˈvɔ:st frɒm] розлучений
 Where are you from? [ˌweə ə ju ˈfrɒm] Звідки ти/ви?
 in front of [ɪn ˈfrʌnt əv] попереду
 fruit [fru:t] фрукти
 frustrated [ˈfrʌs ˈtreɪtɪd] марний, розчарований
 full (of) [fʊl] повний
 fun [fʌn] веселоші
 Have fun! [ˌhæv ˈfʌn] Веселіться!
 to have fun [ˌhæv ˈfʌn] веселитися
 funeral [ˈfju:nrəl] похорони
 funny [ˈfʌnɪ] смішний
 furious [ˈfjuəriəs] несамовитий
 furniture [ˈfɜ:nɪtʃə] меблі
 fuse-box [ˈfju:zɒks] блок топкого запобіжника
 future [ˈfju:tʃə] майбутнє

G

game [geɪm] гра
 miming game ['maɪmɪŋ geɪm] пантоміма
garden ['gɑːdn] сад
garlands ['gɑːləndz] гірлянди, вінки
garment ['gɑːmənt] предмет одягу, одяжка
gate [geɪt] ворота
GCSE ['dʒiːsɪːes 'iː] атестат про загальну середню освіту
g'day [gə 'deɪ] Доброго дня!
Geography [dʒɪ 'ɒɡrəfi] географія
German ['dʒɜːmən] німецька мова; німець
 *to get [get] отримувати; ставати, досягати; добувати
 to get hungry [get 'hʌŋɡrɪ] зголодніти
 to get interested in [get 'ɪntrəstɪd] зацікавитися
 to get into [get 'ɪntə] сідати (в машину)
 to get into such a state [get 'ɪntə sʌtʃ ə 'steɪt] зводити з розуму
 to get lost [get 'lɒst] загубитися
 to get off [get 'ɒf] зійти
 to get on [get 'ɒn] сідати (на потяг, автобус)
 to get on [get 'ɒn] просуватися, робити успіхи
 to get onto [get 'ɒntə] сідати (в автобус)
 to get out [get 'aʊt] виходити
 to get out of bed [ge 'vaʊt əv 'bed] вставати (з ліжка)
 to get ready [get 'redi] бути готовим
 to get ... right/wrong [get ... 'raɪt/ 'rɒŋ] зрозуміти правильно/ невірно
 to get to [get tə] приходити до
 to get up [get 'ʌp] вставати
 to get ... wrong [get ... 'rɒŋ] невірно зрозуміти
ghost [ɡəʊst] привид
girl [ɡɜːl] дівчинка
girlfriend ['gɜːlfrend] дівчина, кохана
 *to give [ɡɪv] давати
 to give ... a dirty look [ɡɪv ə dsɪːtɪ 'lʊk] недобррозичливо глянути
 give up [ɡɪv ʌp] відмовлятися від, залишати
glad [ɡləd] радий
glass [ɡlɑːs] скло
glee [ɡliː] радість
glove [ɡlʌv] рукавичка
 to glow [ɡləʊ] світити
 *to go [ɡəʊ] йти, їхати

Go down ... ['ɡəʊ daʊn] йти до центру (вздвож)
 Go left. [ɡəʊ 'left] поверніть ліворуч
 Go right. [ɡəʊ 'raɪt] поверніть праворуч
 to go bananas [ɡəʊ bə 'nɒːnəz] з'їхати з глузду
 to go bump [ɡəʊ 'bʌmp] нашоухнутися
 to go down [ɡəʊ 'daʊn] спускатися вниз
 to go far [ɡəʊ 'fɑː] далеко піти, досягнути успіху
 to go for a walk [ɡəʊ fɑː ə 'wɔːk] піти на прогулянку
 to go in [ɡəʊ 'ɪn] входити
 to go + -ing [ɡəʊ] йти
 to go off [ɡəʊ 'ɒf] лунати (сигнал тривоги)
 to go on a diet [ɡəʊ ɒn ə 'daɪət] сидіти на дієті
 to go out [ɡəʊ 'aʊt] виходити
 to go over [ɡəʊ 'əʊvə] переходити (на інший бік)
 to go red [ɡəʊ 'red] червоніти (про обличчя)
 to go up [ɡəʊ 'ʌp] підніматися на гору
 to go weak [ɡəʊ 'wiːk] ослабнути
 to go with [ɡəʊ wɪð] супроводжувати
 to go without [ɡəʊ wɪ 'ðaʊt] обходитися, залишатися без
 to go wrong [ɡəʊ 'rɒŋ] збитися зі шляху
goal [ɡəʊl] ціль, мета
goal post ['ɡəʊl pəʊst] прихрип, орієнтир
winning goal ['wɪnɪŋ ɡəʊl] переможний гол
goalkeeper ['ɡəʊl,kiːpə] воротар
goblin ['ɡʊblɪn] домовик
My God! [maɪ 'ɡɒd] Боже мій!
gold [ɡəʊld] золото
good [ɡʊd] гарний
Good grief! [ɡʊd 'ɡriːf] Неймовірно!
Good luck! [ɡʊd 'lʊk] Удачі!
Good morning! [ɡʊd 'mɔːnɪŋ] Доброго ранку!
 I'm good at ... [aɪm 'ɡʊd æt] Я здібний у ...
 to be good with ... [biː 'ɡʊd wɪð] мати добрі відносини з
 to have a good time [hæv ə ɡʊd 'taɪm] добре провести час
goodbye [ɡʊd 'baɪ] прощання
 to grab [ɡræb] раттиво хопати
grammar ['ɡræmə] граматики
grammar school ['ɡræmə 'skuːl] середня школа

gramme [græm] грам
 grandad ['grændæd] дідусь
 grandma ['grænmɑ:] бабуся
 grass [grɑ:s] трава
 grave [greɪv] могила
 gravestone ['greɪvstaɪn] могильний камінь;
 надгробок
 great [greɪt] чудовий, великий
 Greek [gri:k] грек, грецька мова
 green [gri:n] зелений
 greenhouse ['gri:nhaʊs] теплиця
 grey [greɪ] сірий
 grid [grɪd] ґрати, решітка
 Good grief! [gʊd 'grɪ:f] Неймовірно!
 grind[graɪnd] молоти, товкти
 ground [graʊnd] ґрунт; земля
 group [gru:p] група
 to guard [gɑ:d] охороняти
 to guess [ges] вгадувати
 guest [gest] гість
 guilder rose ['gɪldə roʊz]
 gun [ɡʌn] вогнепальна зброя, пістолет
 gunshot ['ɡʌnʃɒt] постріл
 gym [dʒɪm] спортзал

H

Ha! [hɑ:] а! (здивування)
 hair [heə] волосся
 hairdresser ['heə dresə] перукар
 half [hɑ:f] половина
 half an hour [,hɑ:f ən 'aʊə] півгодини
 half past (two) ['hɑ:f pɑ:st] пів на третю
 half-price [,hɑ:f praɪs] півціни
 half-sister ['hɑ:f sɪstə] сестра, рідна тільки по
 одному з батьків
 hall [hɔ:l] зал
 ham [hæm] шинка
 hand [hænd] рука
 hand-made [,hænd'meɪd] ручної роботи
 Hands off! [hændz 'ɒf] Руки геть!
 handbag ['hændbæg] саквояж
 *to hang out [hæŋ 'aʊt] вештатися
 Hang on! ['hæŋ ɒn] Тримайся! Почекай!
 to happen ['hæpən] траплятися
 happy ['hæpɪ] щасливий
 hard [hɑ:d] твердий, важкий
 harm [hɑ:m] шкода, збиток
 hat [hæt] шляпа
 hate [heɪt] ненависть
 to hate [heɪt] надавити

*to have [hæv] мати
 Have a nice day. [,hæv ə naɪs 'deɪ] Вдалого
 дня.
 Have fun! [,hæv 'fʌn] Розважайтесь!
 to have a fit [,hæv ə 'fɪt] розлютуватися,
 вийти з себе
 to have a good time [,hæv ə gʊd 'taɪm]
 весело проводити час
 to have a look [,hæv ə 'lʊk] глянути,
 поглянути
 to have an argument [,hæv ən 'ɑ:gjʌmənt]
 посваритися
 to have a party [,hæv ə 'pɑ:tɪ] влаштовувати
 вечірку
 to have breakfast [hæv 'brekfəst] снідати
 to have fun [,hæv 'fʌn] розважатися
 to have got [hæv 'gɒt] мати
 to have supper [hæv 'sʌpə] вечеряти
 to have to ['hæv tə] бути змушеним

he [hi:] він
 head [hed] голова
 headings ['hedɪŋz] заголовки, написи
 headphones (pl) ['hedfəʊnz] навушники
 healthy ['helθi] здоровий
 *to hear [hɪə] чути
 heating ['hi:tɪŋ] нагрівання
 heavy ['hevi] важкий
 height [haɪt] висота, зріст
 helicopter ['helɪkɒptə] вертоліт
 Hello! [he'ləʊ] Привіт!
 helmet ['helmət] шолом
 help [help] допомога
 to help [help] допомогати
 helpful ['helpfʌl] корисний
 helpless ['helpləs] безпорадний
 helpline ['helplɪn] телефон довіри
 her [hɜ:] її
 Her Majesty [hə 'mædʒəstɪ] Її Величність
 here [hɪə] тут
 Here you are! ['hɪə ju:v, ə:] Будь ласка!
 hero, heroes (pl) ['hɪərəʊ; 'hɪərəʊz] герой,
 герої
 heroine ['herəʊɪn] героїня
 hey [heɪ] привітання
 Hi! [haɪ] Привіт!
 *to hide [haɪd] ховатися
 high [haɪ] високий
 him [hɪm] йому
 himself [hɪm'self] сам
 hip hop ['hɪp hɒp] хіп-хоп

his [hɪz] його
 History ['hɪstəri] історія
 hit [hɪt] удар
 *to hit [hɪt] ударяти
 hobby, hobbies (pl) ['hɒbi; 'hɒblz] улюблене заняття, хобі
 hockey ['hɒki] хокей
 ice hockey ['aɪs 'hɒki] хокей (на льоду)
 holiday(s) ['hɒlədeɪ(z)] свята, канікули
 home [haʊm] дім, будинок
 at home [ət 'haʊm] вдома
 home plate ['haʊm 'pleɪt] база (в бейсболі)
 to take home [teɪk 'haʊm] забирати додому
 homework ['haʊmwɜ:k] домашнє завдання
 to hoot [hu:t] кричати (про сову)
 to hope [haʊp] сподіватися
 horoscope ['hɒrəskəʊp] гороскоп
 horrible ['hɒrəbl] жахливий
 horse [hɔ:s] кінь
 hospital ['hɒspɪtl] лікарня
 host [haʊst] хазяїн, господар
 hot [hɒt] гарячий
 hotel [haʊ'tel] готель
 hotel suite [haʊ'tel 'swi:t] номер у готелі
 hound [haʊnd] собака, мисливська собака
 hour ['aʊə] година
 hours ['aʊəz] робочі години
 for hours [fɔ:'aʊəz] годинами
 half an hour [hɑ:f ən 'aʊə] пів години
 house [haʊs] будинок
 how [haʊ] як
 How are you? [haʊ 'ɑ: ju:] Як у тебе справи?
 how many [haʊ 'meni] скільки
 How much are ...? [haʊ 'mʌtʃ ɑ:] Скільки коштують ...?
 How much is ...? [haʊ 'mʌtʃ ɪz] Скільки коштує ...?
 How old are you? [haʊ 'əʊld ,ɑ: ju:] Скільки тобі років?
 how to ... ['haʊ tə] як ...
 hundred ['hʌndrəd] сто
 hungry ['hʌŋgrɪ] голодний
 to get hungry [get 'hʌŋgrɪ] зголодніти
 hunting ['hʌntɪŋ] полювання
 *to be in a hurry [bi: ɪn ə 'hʌrɪ] поспішати
 Hurry up! [hʌrɪ 'ʌp] Ворушись!
 *to hurt [hɜ:t] боліти
 hurt [hɜ:t] біль

I [aɪ] я
 I'd like to [aɪ 'daɪk tə] мені б хотілося
 I don't care. [aɪ dɒn't 'keə] Мені байдуже
 I'd rather [aɪ 'rɑ:ðə] Я б краще
 I'm having ... [aɪm 'hævɪŋ]
 I'm scared. [aɪm 'skeəd] Мені страшно
 I want my ... pierced. [aɪ 'wɒnt maɪ ... 'piəst]
 Я хочу проколоти ...
 ice [aɪs] лід
 ice-cream [aɪs 'kri:m] морозиво
 ice hockey ['aɪs 'hɒki] хокей (на льоду)
 ice rink ['aɪs rɪŋk] ковзанка
 icon ['aɪkɒn] ікона
 idea [aɪ'diə] ідея
 no idea [nəʊ aɪ'diə] не мати ніякого уявлення
 idiot ['ɪdɪət] дурень
 if [ɪf] якщо
 to imagine [ɪ'mædʒɪn] уявляти
 important [ɪm'pɔ:nt] важливий
 impression [ɪm'preʃn] враження
 in [ɪn] в, у
 in all [ɪn 'ɔ:l] всього
 in fact [ɪn 'fækt] насправді
 in front of [ɪn 'frʌnt əv] перед
 in the end [ɪn ðɪ 'end] врешті, під кінець
 inch [ɪnʃ] дюйм (2,54 см)
 independent [ɪndɪ'pendənt] незалежний
 Indian ['ɪndiən] індієць, індійський
 industry ['ɪndəstri] промисловість
 info ['ɪnfəʊ] інформація, дані
 information [ɪnfə'meɪʃn] інформація, дані
 information centre [ɪnfə'meɪʃn ,sentə] інформаційний центр
 ingredients [ɪn'grɪ:diənts] складова частина, інгредієнти
 inheritor [ɪn'herɪtə] спадкоємець
 inside [ɪn'saɪd] всередині
 inspire [ɪn'spaɪə] надихати
 instruction [ɪn'strʌkʃn] інструкція
 interested ['ɪntrəstɪd] зацікавлений
 to get interested in [get 'ɪntrəstɪd] зацікавитися чимось
 interesting ['ɪntrəstɪŋ] цікавий
 international [ɪntə'næʃnəl] міжнародний
 Internet ['ɪntanet] інтернет
 to surf the Internet [sɜ:f ðɪ 'ɪntanet] шукати інформацію в Інтернеті
 interview ['ɪntəvju:] інтерв'ю

to interview ['intəvju:] брати інтерв'ю
 into ['ɪntə] в, у
 to get into [get 'ɪntə] сідати (в машину)
 to run into [rʌn 'ɪntə] нашкодуватися на
 introduction [ˌɪntrə'dʌkʃn] вступ
 to invent [ɪn'vent] винаходити
 invitation [ˌɪnvɪ'teɪʃn] винахід
 to invite [ɪn'vaɪt] запрошувати
 Irish ['aɪrɪʃ] ірландець, ірландська мова
 to iron [aɪən] зализати
 irregular [ɪ'regjələ] неправильний
 island ['aɪlənd] острів
 it [ɪt] воно
 It said ... [ɪt 'sed] сказано ...
 Italian [ɪ'tæliən] італієць, італійська мова
 its [ɪts] від it (про речі й тварин) його, її

J

jacket ['dʒækt] піджак
 jam [dʒæm] джем
 traffic jam ['træfɪk dʒæm] затор вуличного руху
 January ['dʒænjuəri] січень
 jazz [dʒæz] джаз
 jealous (of) ['dʒeləs] ревнувати
 jewel ['dʒu:əl] коштовність
 jewellery ['dʒu:əlɪ] коштовності
 job [dʒɒb] робота
 on the job [ɒn ðə 'dʒɒb] на роботі
 to jog [dʒɒg] бігти підтюпцем
 joke [dʒəʊk] жарт
 to joke [dʒəʊk] жартувати
 journey ['dʒɜ:nɪ] подорож
 judge [dʒʌdʒ] суддя
 July [dʒu:'laɪ] липень
 long jump ['lɒŋ dʒʌmp] стрибок у довжину
 to jump [dʒʌmp] стрибати
 to jump about [dʒʌmp ə'baʊt] метушитися
 to jump up [dʒʌmp 'ʌp] підстрибнути
 June [dʒu:n] червень
 just [dʒʌst] якраз, точно

K

kangaroo [ˌkæŋɡə'ru:] кенгуру
 to keep [ki:p] тримати, зберігати
 Keep out! [ki:p 'aʊt] Входити заборонено!
 key [ki:] ключ
 kick [kɪk] удар
 to kick [kɪk] ударяти
 kid [kɪd] дитина

to kill [kɪl] вбивати
 kilo (kg) ['ki:ləʊ] кілограм
 kilometre ['ki:ləʊ,mɪ:tə; kɪ'lɒmɪtə] кілометр
 kind [kaɪnd] вид
 king [kɪŋ] король
 to kiss [kɪs] цілувати
 PE kit [pi:'i:kɪt] спортивне спорядження
 kitchen ['kɪtʃɪn] кухня
 knee [ni:] коліно
 knife, knives (pl) [naɪf; naɪvz] ніж, ножі
 knight [naɪt] лицар
 knock [nɒk] стукати
 to knock [nɒk] стукати
 to knock out [nɒk 'aʊt] вбивати
 to know [naʊ] знати
 Kyiv tort ['kɪjv tɔ:t] Київський торт

L

lab(oratory) [ləb; lə'brɒrətəri] лабораторія
 lad [læd] хлопцеві, юнак
 lake [leɪk] озеро
 lamb [læm] ягня
 land [lænd] земля
 to land [lænd] висаджувати(ся) на берег
 landline phone [ˌlænd(lɪn) fəʊn]
 language [ˌlæŋɡwɪdʒ] мова
 lantern [ˌlæntən] ліхтар
 laptop ['læptɒp] невеликий портативний комп'ютер
 large [lɑ:dʒ] великий
 lassi ['lasi] лассі (індійський напій)
 last [lɑ:st] останній
 last night [lɑ:st 'naɪt] минулого вечора
 late [leɪt] пізній
 later [ˌleɪtə] пізніше
 to laugh [lɑ:f] сміятися
 to laugh at [ˌlɔ:f ət] сміятися з когось (чогось)
 leader [ˈli:də] лідер
 leaf, leaves (pl) [li:f; li:vz] листок, листя
 to lean out [li:n 'aʊt] висовуватися
 to learn [lɜ:n] вчитися, навчатися
 at least [ət 'li:st] принаймні, щонайменше
 to leave [li:v] залишити, покидати, від'їжджати
 left [left] лівий
 Go left [gəʊ 'left] поверніть на ліво
 on the left [ɒn ðə 'left] зліва
 to turn left [ts:n 'left] поверніть наліво
 left [left] те, що залишилось
 leg [leg] нога
 lemon acid [ˌlemən ˈæsɪd] лимонна кислота

lemonade [ˌleməˈneɪd] лимонад
 *to lend [lend] позичити(комусь)
 leprechaun [ˈleprəkɔːn] леприкон
 lesson [ˈlesn] урок
 to let [let] lassen
 Let's ... [lets] давайте ...
 letter [ˈletə] лист, літера
 capital letter [ˌkæpɪtəlˈletə] велика літера
 lettuce [ˈletɪs] салат-латук
 level [ˈlevl] рівень
 library [ˈlaɪbrəri] бібліотека
 *to lie [laɪ] лежати
 to lie down [laɪˈdaʊn] лягати, прилягати
 life, lives (pl) [laɪf; laɪvz] життя
 lifeguard [ˈlaɪfgoːd] рятувальник на воді
 light [laɪt] світло
 to like [laɪk] подобатися
 I'd like to [ˌaɪdˈlaɪk tə] Мені б хотілося
 would like [wʊdˈlaɪk] хотілося б
 like [laɪk] схожий, подібний; однаковий
 line [laɪn] лінія
 back line [ˌbækˈlaɪn] задня лінія (тенніс)
 ocean liner [ˌoʊʃnˈlaɪnə] океанський лайнер
 link [lɪŋk] ланка
 lion [ˈlaɪən] лев
 lip balm [ˈlɪp bɔːm] гігієнічна губна помада
 list [lɪst] список
 to listen [ˈlɪsn] слухати
 little [lɪtl] маленький
 to live [lɪv] жити
 live [laɪv] наживо
 living room [ˈlɪvɪŋ ru:m] вітальня
 local [ˈləʊkl] місцевий
 to lock [lɒk] замикає на замок
 locker [ˈlɒkə] шафа, що замикається
 lonely [ˈləʊnli] самотній
 long [lɒŋ] довгий
 as long as [əzˈlɒŋ əz] поки, доки
 long form [ˈlɒŋ fɔːm] повна форма
 long jump [ˈlɒŋ ˌdʒʌmp] стрибок у довжину
 look [lʊk] погляд, вигляд; зовнішність
 to give ... a dirty look [ˌgɪv ə dɜːtɪˈlʊk] недобррозичливо поглянути
 to have a look [ˌhæv əˈlʊk] подивитися, поглянути
 to look [lʊk] дивитися; оглядати
 to look after [lʊkˈɑːftə] піклуватися про когось
 to look at [ˈlʊk æt] щось
 to look for [ˈlʊk fə] шукати; чекати

to look round [lʊkˈraʊnd] оглядатися навколо
 to look up [lʊkˈʌp] дивитися вгору, підводити очі
 *to lose [luːz] губити, втрачати
 Lost and Found [ˈlɒst ˌænd ˈfaʊnd] бюро знахідок
 *to be lost [biːˈlɒst] пропадати
 to get lost [getˈlɒst] губитися
 a lot [əˈlɒt] безліч
 a lot of [əˈlɒt əv] велика кількість
 lots (of) [ˈlɒts əv] безліч, сила-силенна
 lots of love [ˌlɒts əv ˈlʌv] побажання любові
 loud [laʊd] гучний
 love [lʌv] з найкращими побажаннями (в кінці листа);
 to love [lʌv] любити
 luck [lʌk] удача, доля
 bad luck [ˌbædˈlʌk] невезіння
 Good luck! [ˌɡʊdˈlʌk] Щастя вам!
 lucky [ˈlʌki] щасливий; вдалині; удачливий
 you're lucky [ˌjuːəˈlʌki] тобі пощастило
 luggage [ˈlʌɡɪdʒ] багаж
 lunch [lʌntʃ] другий сніданок, ланч
 lunchtime [ˈlʌntʃtaɪm] обідня перерва

M

mad [mæd] божевільний, скажений
 magazine [ˌmæɡəˈziːn] журнал
 magical [ˈmædʒɪk(ə)l] магічний
 main [meɪn] головний
 Her Majesty [həˈmædʒəstɪ] Її Величність
 *to make [meɪk] робити, виробляти
 to make it [ˈmeɪk ɪt] добиватися (ціль)
 to make sure [meɪkˈʃʊə] переконатися
 to make up [meɪkˈʌp] гримуватися, робити макіяж
 make-up [ˈmeɪkʌp] грим, макіяж
 man, men (pl) [mæn; men] чоловік, чоловіки
 manager [ˈmænɪdʒə] керівник, менеджер
 adverb of manner [ˌædvɜːb əv ˈmænə] прислівник способу дії
 manipulation [ˌmæ,nɪpʉˈleɪʃ(ə)n] маніпулювання, маніпуляція
 many [ˈmeni] багато, велика кількість
 how many [haʊˈmeni] скільки
 map [mæp] мапа, карта
 mind map [ˈmaɪnd mæp] асоціативна карта
 March [mɔːtʃ] березень
 mark [mɔːk] знак, позначка; оцінка (у школі)

- to mark [mɑ:k] позначати
 market ['mɑ:kit] ринок, базар
 married to ['mærid tə] бути одруженим з
 to marry ['mæri] одружуватись
 mash [mæʃ] давити, розминати, розчавлювати
 match [mætʃ] сірник; матч
 to match [mætʃ] підходити, бути до пари
 to match up ['mætʃ ʌp] добирати до пари
 mate [meɪt] товариш, напарник
 Maths [mæθs] математика
 What's the matter? [,wɒts ðə 'mætə] Що трапилось?
 *may [meɪ] могли, мати можливість
 May [meɪ] травень
 maybe ['meɪbi] можливо, мабуть
 me [mi:] мені, мене
 meal [mi:l] прийняття їжі; їжа
 *to mean [mi:n] означати, мати на увазі
 meaning ['mi:nɪŋ] значення
 measure ['meʒə] міра, одиниця виміру
 measurement ['meʒəmənt] вимірювання;
 вимір
 meat [mi:t] м'ясо
 media (pl) ['mi:diə] засоби масової інформації
 mediation [,mi:di'eɪʃn] посередництво
 medium ['mi:diəm] середній
 *to meet [mi:t] зустрічатися, знайомитись
 meeting ['mi:tɪŋ] мітинг, збори, засідання
 menu ['menju:] меню
 Meow! [mi:'əu] Мяв!
 mess [mes] безлад
 message ['mesɪdʒ] повідомлення, послання
 text message ['tekst ,mesɪdʒ] текстове
 повідомлення, СМС
 metre ['mi:tə] метр
 mice (pl) [maɪs] миші
 microphone ['maɪkrəfoʊn] мікрофон
 middle ['mɪdl] середина
 midnight ['mɪdnaɪt] північ (про час)
 mile [maɪl] миля
 milk [mɪlk] молоко
 milkman, milkmen (pl) ['mɪlkmən; 'mɪlkmən]
 молочник
 mill [mɪl] млин, фабрика
 million ['mɪljən] мільйон
 to mime [maɪm] наслідувати,
 передражнювати
 miming game ['maɪmɪŋ geɪm] пантоміма
 mind [maɪnd] розум, інтелект
 mind map ['maɪnd məp] асоціативна карта
 He had something on his mind. [maɪnd] Він щось замислив
 *Would you mind ...? [,wʊd jə 'maɪnd] Ти не проти ...?
 mineral ['mɪnərəl] мінеральний
 minute ['mɪnɪt] хвилинка
 to miss [mɪs] пропустити, промахнутися
 to miss a turn [mɪs ə 'tɜ:n] пропустити поворот
 Miss [mɪs] міс, панянка
 missing ['mɪsɪŋ] відсутній, недостатній
 to be missing [bi: 'mɪsɪŋ] бути зниклим
 безвісти
 mistake [mɪ'steɪk] помилка
 mix [mɪks] змішувати(ся), домішувати
 to moan [məʊn] стогнати
 mobile ['məʊbaɪl] рухомий, мобільний
 model ['mɒdl] модель
 moment ['məʊmənt] момент, мить
 at the moment [ət ðə 'məʊmənt] зараз, у даний момент
 Monday ['mʌndeɪ] понеділок
 on Mondays [ɒn 'mʌndeɪz] по понеділках
 money ['mʌni] гроші
 pocket money ['pɒkɪt ,mʌni] кишенькові гроші
 month [mʌnθ] місяць
 moon [mu:n] місяць (світло)
 moor [mɔ:] заболочена місцевість
 more [mɔ:] більше
 morning ['mɔ:nɪŋ] ранок
 Good morning! ['gʊd 'mɔ:nɪŋ] Доброго ранку!
 in the morning [ɪn ðə 'mɔ:nɪŋ] зранку
 the next morning [ðə ,nekst 'mɔ:nɪŋ] наступного ранку
 most [məʊst] найбільший
 mother ['mʌðə] мати
 mouse [maʊs] миша
 mouth [maʊθ] рот
 to move [mu:v] переїздити
 MP3 [empi:'θri:] МП3
 MP3 player [empi:'θri: ,pleɪə] МП3-плеєр
 Mr ['mɪstə] містер, пан (у звертанні)
 Mrs ['mɪsɪz] місіс, пані
 much [mʌtʃ] багато
 How much are ...? [,haʊ 'mʌtʃ ə:] Скільки коштують ...?
 How much is ...? [,haʊ 'mʌtʃ ɪz] Скільки коштує ...?

muddle ['mʌdl] плутанина; безладдя
mum [mʌm] мама
museum [mju: 'zi:əm] музей
music ['mju:zɪk] музика
musical ['mju:zɪkl] музичний
***must** [mʌst] повинність, зобов'язання
my [maɪ] мій, моя, моє
My God! [maɪ 'gɒd] Боже мій!
My name is ... [maɪ 'neɪm ɪz] Мене звати ...
myself [maɪ 'self] сам, самостійно
mystery ['mɪstəri] таємниця
myth [mɪθ] міф

N

name [neɪm] ім'я
My name is ... [maɪ 'neɪm ɪz] Мене звати ...
What's your name? [wɒts jə 'neɪm] Як тебе звати?
national ['næʃnəl] національний, народний
near [nɪə] близько, поблизу, коло
nearly ['nɪəli] майже, приблизно
to need [ni:d] потребувати
needn't ['ni:dnt] не потрібно
negative ['negatɪv] негативний; заперечний
neighbour ['neɪbə] сусід, сусідка
nephew ['nefju:] племінник
nervous ['nɜ:vəs] нервовий, неспокійний
net [net] сітка
never ['nevə] ніколи
new [nju:] новий
news (sg.) [nju:z] новини
newsagent ['nju:s, eɪdʒənt] газетний кіоск
newspaper ['nju:s, peɪpə] газета
next [nekst] наступний
next door [, nekst 'dɔ:] поруч, сусідній
next to ['nekst tə] біля
(the) next morning [(ðə) , nekst 'mɔ:nɪŋ] наступного ранку
nice [naɪs] милий
night [naɪt] ніч
at night [ət 'naɪt] вночі
last night [lɑ:st 'naɪt] минулого вечора
night nurse ['naɪt nɜ:s] нічна медсестра
no [nəʊ] ні
no idea [, nəʊ aɪ 'dɪə] не мати жодного уявлення
no one ['nəʊwʌn] ніхто
noise [nɔɪz] шум
none [nʌn] ніхто, ніякий
normal ['nɔ:ml] нормальний

north [nɔ:θ] північ
nose [nəʊz] ніс
not [nɒt] не, ні
not ... yet [jet] ще не
not even [nɒt 'i:vən] ще не
note [nəʊt] замітка, нотатка
sick note ['sɪk ,nəʊt] медицина довідка
to take notes [teɪk 'nəʊts] занотовувати
nothing ['nʌθɪŋ] ніщо, нічого
notice ['nəʊtɪs] оголошення, повідомлення
notice board ['nəʊtɪs bɔ:d] дошка для оголошень
to notice ['nəʊtɪs] помічати, повідомляти
noun [naʊn] іменник
November [nəʊ'vembə] листопад
now [naʊ] зараз
right now [, raɪt 'naʊ] саме зараз
number ['nʌmbə] число, кількість
phone number ['fəʊn ,nʌmbə] номер телефону
nurse [nɜ:s] медсестра
nuts [nʌts] розм. нав'язаний, псих
***to be nuts about** [bi: 'nʌts ə'baʊt] з'їхати з глузду через

O

observatory [əb'zɜ:vətɔri] обсерваторія, спостережний пункт
observation platform [, əbzə'veɪʃ(ə)n plætfɔ:m] метеорол. спостережна платформа
ocean ['əʊʃn] океан
ocean liner ['əʊʃn ,laɪnə] океанський лайнер
October [ɒk'təʊbə] жовтень
of [ɒv; əv] вказує належність, приналежність
of course [əv 'kɜ:s] звичайно
off [ɒf] відстань від, віддалений
to get off [get 'ɒf] зійти
to send off [send 'ɒf] відсилати
to offer ['ɒfə] пропонувати
office ['ɒfɪs] офіс
post office ['pəʊst ,ɒfɪs] пошта
officer ['ɒfɪsə] чиновник; службовець
often ['ɒfn] часто
oh [əʊ] o! ox! o! o!
Oh dear! [əʊ 'dɪə] Боже мій!
Oink-oink! [ɔɪŋk ɔɪŋk] хрю-хрю!
OK [əʊ 'keɪ] гаразд!, добре!, згода!
It is OK with us [ɪz əʊ 'keɪ wɪð əs] Усе добре
We're OK. [wɪə əʊ 'keɪ] У нас все добре.
old [əʊld] старий

- How old are you? [hau 'aʊld ,ɑ: ju:] Скільки тобі років?
- on** [ɒn] на
- on foot [ɒn 'fʊt] пішки
- on Mondays [ɒn 'mʌndɪz] по понеділках
- on record [ɒn 'rekɔ:d] задокументований
- on the air [ɒn ðə 'eə] в ефірі
- on the bus [ɒn ðə 'bʌs] в автобусі
- on the job [ɒn ðə 'dʒɒb] на роботі
- on the left [ɒn ðə 'left] зліва
- on the right [ɒn ðə 'raɪt] справа
- once** [wʌns] один раз, колись
- at once [æt 'wʌns] відразу
- one day** [wʌn 'deɪ] одного дня
- one(s)** [wʌn(z)] (в значенні людина)
- only** ['ɔːnli] тільки, лише, єдиний
- only child ['ɔːnli 'tʃɪld] єдина дитина
- onto** ['ɒntu:; 'ɒntə] на, в
- Oops!** [u:pz] ой! ох!
- to open** ['əʊpən] відкривати
- open** ['əʊpən] відкритий
- opinion** [ə'pɪnɪən] думка, погляд, переконання
- opposite** ['ɒpəzɪt] протилежний
- or** [ɔ:] або, чи
- orange** ['ɒrɪndʒ] апельсин, жовтогогарячий
- order** ['ɔ:də] наказ, порядок
- to order** ['ɔ:də] наказувати, наводити порядок
- to organize** ['ɔ:gənəɪz] організувати, влаштувати
- organizer** ['ɔ:gənəɪzə] організатор
- other** ['ʌðə] інший
- each other** [i:tʃ 'ʌðə] один одного
- our** ['aʊə] наш
- out** [aʊt] з, зовні
- Keep out! [ki:p 'aʊt] Не входите!
- out and about** ['aʊt ənd ə'baʊt] подорожувати
- out of** ['aʊt əv] поза, за
- to get out** [get 'aʊt] виходити; забиратися геть з
- to knock out** [nok 'aʊt] перемагати
- to sort out** [sɔ:t 'aʊt] відбирати
- to take out** [teɪk 'aʊt] виймати
- to work out** [wɜ:k 'aʊt] виробляти
- outside** [aʊt'saɪd] зовнішній
- oven** ['ʌvən] піч, духовка
- over** ['əʊvə] над, вище, через
- over there [əʊvə 'ðeə] там
- to come over** [kʌm 'əʊvə] переїзджати
- overheard** [əʊvə'hɜ:d] підслуханий
- bam owl** ['bɑ:n əʊl] силюха
- to overlook** [tə ,əʊvə'lʊk] оглядати, виходити на
- own** [aʊn] свій, власний
- owner** ['əʊnə] власник
- P**
- to pack** [pæk] упаковувати, укладати
- packet** ['pækɪt] пакет, пакунок
- page** [peɪdʒ] сторінка
- paid me off** [peɪd mi əv] мені повернулося
- paint** [peɪnt] фарби
- to paint** [peɪnt] розфарбовувати
- pair** [peə] пара
- palace** ['pælɪs] палац
- to panic** ['pænik] панікувати
- panther** ['pæntə] пантера, леопард
- paradise** ['pærə'daɪs] рай
- parents** (pl) ['peərənts] батьки
- park** [pɑ:k] парк
- part** [pɑ:t] частина, частка
- to take part in** [teɪk 'pɑ:t ɪn] брати участь у
- partner** ['pɑ:tənə] партнер
- party** ['pɑ:ti] свято, вечірка
- to have a party** [hæv ə 'pɑ:ti] влаштувати вечірку
- pass** [pɑ:s] прохід
- to pass** [pɑ:s] проходити, минати
- pass on [pɑ:s ɒn] проходить далі
- passenger** ['pæsɪndʒə] пасажир
- passion** ['pæʃ(ə)n] пристрасть, пристрасне захоплення
- passport** ['pɑ:spɔ:t] паспорт
- passports** (pl) ['pɑ:spɔ:ts] паспортний контроль
- past** [pɑ:st] минуле
- half past (two) ['hɑ:f pɑ:st] пів на третю
- path** [pɑ:θ] стежка, доріжка
- patient** ['peɪʃnt] пацієнт
- pause** [pɔ:z] пауза, перерва
- PC** [pi:'si:] персональний комп'ютер
- pea** [pi:] горох
- peace** [pi:s] спокій, тиша, мир
- pear** [peə] груша
- pedestal** [ə'pedɪst(ə)l] підніжжя, п'єдестал
- pen** [pen] ручка
- pence** (pl) [pens] монета в один цент
- pencil** ['pensl] олівець
- pencil case ['pensl ,keɪs] пенал

penknife, penknives (pl) ['pennaɪf; 'pennaɪvz]
 складаний ніжик, ніжик
people ['pi:pl] люди
per [pə:] через, по, за допомогою
to perform [pə'fɔ:m] виступати
performance [pə'fɔ:məns] вистава, спектакль
person ['pɜ:sn] людина, особа, особистість
personal ['pɜ:snl] особистий; персональний
pet [pet] домашній улюбленець
phone [faʊn] телефон
 phone box ['faʊn,bɒks] телефона будка
 phone call ['faʊn,kɔ:l] телефонний дзвінок
 phone number ['faʊn,nʌmbə] номер телефону
to phone [faʊn] телефонувати
phonetic [fə'netɪk] фонетичний
photo ['fəʊtəʊ] фотографія, знімок
phrase [freɪz] фраза, словосполучення, вираз
physical ['fɪzɪkl] фізичний, тілесний
 Physical Education (PE) [ˌfɪzɪkl edʒu'keɪʃn]
 фізична культура (про урок)
to pick [pɪk] збирати, вибирати
 to pick up [pɪk'ʌp] піднімати
pickpocket ['pɪk,pɒkɪt] кишеньковий злодій
picture ['pɪktʃə] картина, малюнок
to take pictures [teɪk'pɪktʃəz] фотографувати
pier [pɪə] пірс
 I want my... **pierced**. [aɪ 'wɒnt maɪ... 'piəst]
 Я хочу проколоти... (зробити пірсинг)
pig [pɪg] свиня, кабан
piggy bank ['pɪgɪ bæŋk] скарбничка
pink [pɪŋk] рожевий колір
pipe [paɪp] трубка
pitch [pɪtʃ] площа для ігор
pitcher ['pɪtʃə] гравець, що подає м'яч
pizza ['pɪ-tsə] піца
place [pleɪs] місце, помешкання, житло
 change of place [ˌtʃeɪndʒ əv 'pleɪs] зміна місця
 to take place [teɪk 'pleɪs] траплятися, мати місце, дісти
plan [plæn] план
to plan [plæn] планувати
plane [pleɪn] літак
plant [plɑ:nt] рослина
plate [pleɪt] тарілка
 home plate ['haʊm, 'pleɪt] основна база, місце гравця з биткою
play [pleɪ] гра, грає
to play [pleɪ] гратися

player ['pleɪə] гравець
 CD player [ˌsi:'di:'pleɪə] програвач компакт дисків
 DVD player [ˌdi:vi:'di:'pleɪə] програвач цифрових відео дисків
playground ['pleɪgraʊnd] спортивний майданчик
please [pli:z] будь ласка
 *to be pleased with [bi:'pli:zd wɪð] бути задоволеним чимось
plural ['plʊərəl] множина
 p.m. [ˌpi:'em] після полудня (про час)
pocket ['pɒkɪt] кишеня
 pocket money ['pɒkɪt, 'mʌni] кишенькові гроші
poem ['pəʊɪm] вірш
poet ['pəʊɪt] поет
poetry ['pəʊətri] поезія
 poetry slam ['pəʊətri, 'slæm] змагання у віршуванні
point [pɔɪnt] крапка, пункт
to point [pɔɪnt] вказувати на
police [pə'li:s] поліція
policeman, policemen (pl) [pə'li:smən; pə'li:smen] поліцейський, поліцейська
Polish ['pəʊlɪʃ] польський, польська мова
polite [pə'laɪt] ввічливий, чемний
pollution [pə'lu:ʃn] забруднення
pony ['pɒni] поні
swimming pool ['swɪmɪŋ, 'pu:l] басейн
poor [pʊə; puə] бідний, незможний
popular ['pɒpjələ] популярний
population [ˌpɒpjə'leɪʃn] населення; мешканці, жителі
pork [pɔ:k] свинина
port [pɔ:t] порт, гавань
possible ['pɒsəbəl] можливий, імовірний
post [pəʊst] стовп
 goal post ['gəʊl pəʊst] стійка воріт
post office ['pəʊst, 'ɒfɪs] поштове відділення
postcard ['pəʊstkɑ:d] поштова листівка
poster ['pəʊstə] плакат, афіша
pot [pɒt] горщик, казанок
potato, potatoes (pl) [pə'teɪtəʊ; pə'teɪtəʊz] картопля
couch potato ['kaʊtʃ pə'teɪtəʊ] лежачка
pottery ['pɒtəri] гончарні вироби
pound (£) [paʊnd] фунт (грошова одиниця)
round (lb) [raʊnd] фунт (про вагу)
to pour [tu:pɔ:] лити(ся), вливати(ся)

powder ['paʊdə] порошок, пудра
power ['paʊə] сила, влада
practice ['præktɪs] практика
to practise ['præktɪs] займатися (чимсь),
 практикувати(ся); тренувати(ся)
to prepare [pri'peə] готуватися,
 підготовлювати(ся)
present ['preznt] подарунок
to present [pri'zent] дарувати, представляти
presentation [,prezi'teɪʃn] презентація,
 представлення
president ['prezɪdnt] президент
to press [pres] тиснути, натискати
previous ['pri:vɪəs] попередній, що передував
 (to)
price [praɪs] ціна
half-price [,hɑ:f'praɪs] півціни
primary school ['praɪməri'sku:l] початкова
 школа
prince [prɪns] принц
to print [prɪnt] друкувати
private ['praɪvət] приватний, особистий
probably ['prɒbəbəlɪ] ймовірно, можливо
problem ['prɒbləm] проблема
profile ['praʊfaɪl] профіль
programme ['prəʊgræm] програма
 (телебачення, радіо)
project ['prɒdʒekt] проєкт
promise ['prɒmɪs] обіцянка
to promise ['prɒmɪs] обіцяти
to protect [pra'tekt] захищати, охороняти
proud of ['praʊd əv] пишатися
pudding ['pu:dɪŋ] пудинг
to pull [pʊl] тягти
punk [pʌŋk] панк
pupil ['pjʊ:pl] учень
purple ['pɜ:pəl] пурпурний колір
to push [puʃ] штовхати, натискати
to put [pʊt] (по)класти, (по)ставити
to put down [put 'daʊn] записувати, (по)
 класти, (по)ставити
to put in [put 'ɪn] подавати, висувати
to put on [put 'ɒn] надягати, наносити
 (маляк)
to put out [put 'aʊt] гасити, виганяти
to put up [put 'ʌp] піднімати, будувати
puzzle ['plʌzɪ] загадка, головоломка
crossword puzzle ['krɒswɜ:d 'plʌzɪ] кросворд

Q

quarter ['kwɔ:tə] чверть
quarter past ['kwɔ:tə pɑ:st] чверть на (про
 час)
quarter to ['kwɔ:tə tə] чверть до
queen [kwɪ:n] королева
question ['kwɛstʃn] запитання, анкета
queue [kju:] черга
quick [kwɪk] швидкий
quiet ['kwaɪət] тиша, спокій
quiet ['kwaɪət] тихий, спокійний
quiz [kwɪz] короткий тест, вікторина

R

race [reɪs] змагання на швидкість(з бігу),
 перегони
to run a race [ˌrʌn ə 'reɪs] брати участь у
 перегонах
radio ['reɪdiəʊ] радіо
radio show ['reɪdiəʊ ,ʃəʊ] радіюстановка,
 радіовистава
rain [reɪn] дощ
to rain [reɪn] іти, литися (про дощ)
rainy ['reɪni] дощовий
rap [ræp] легкий удар
to rap [ræp] злегка бити, стукати
I'd rather [aɪd 'rɔ:ðə] Я б краще...
to reach [ri:tʃ] досягати
to read [ri:d] читати
reading ['ri:dɪŋ] читання
ready ['redi] готовий, підготовлений
to get ready [get 'redi] готувати
real [riəl] дійсний, справжній, реальний
reality show [ri'æləti ,ʃəʊ] реалті-шоу
really ['ri:əli] дійсно, насправді
reception [ri'sepʃn] репетиція
recipe ['resɪpi:] рецепт
on record [ɒn 'rekɔ:d] записаний,
 зафіксований у письмовому вигляді
to record [ri'kɔ:d] записувати, реєструвати
red [red] червоний
to go red [gəʊ 'red] червоніти (про
 обличчя)
ref(eree) [ˌrefri:] арбітр, рефері
refrain [ri'freɪn] прикпіє, рефрен
registration [ˌredʒɪ'streɪʃn] реєстрація
regular ['regjələ] постійний відвідувач
to rehearse [ri'hɜ:s] репетирувати (виставу)
religious [ri'lɪdʒəs] релігійний

Religious Education (RE) [riːlɪdʒəs edʒuːˈkeɪʃn]
 релігійознавство (предмет)
 to **relive** [ˌriːˈlɪv] переживати, пережити
 to **remember** [rɪˈmembə] пам'ятати
 to **repeat** [rɪˈpi:t] повторювати
 to **report** [rɪˈpɔ:t] повідомляти
 reporter [rɪˈpɔ:tə] репортер, кореспондент
 to **rescue** [ˈreskjuː] порятунок
 to **rescue** [ˈreskjuː] рятувати, звільняти
respect [rɪˈspekt] повага
response [rɪˈspɒns] відповідь, відгук, реакція
rest [rest] відпочинок
 to **rest** [rest] відпочивати
restaurant [ˈrestərɒnt] ресторан
review [rɪˈvjuː] огляд, рецензія
revision [rɪˈvɪʒn] повторення
 *to **rewrite** [ˌriːˈraɪt] переписувати
rhyme [raɪm] рима, римований вірш
rhyming [ˈraɪmɪŋ] римуватися
rice [raɪs] рис
rich [rɪʃ] багатий, заможний
 *to **ride** [raɪd] їздити (верхи, автобусом...)
ride [ˈraɪd] вершник, наїзник
right [raɪt] правий; правильний
 Go **right** [ɡəʊˈraɪt] поверни на право
 on the **right** [ɒn ðəˈraɪt] зправа
right away [raɪt əˈweɪ] відразу, негайно
right now [raɪt ˈnaʊ] зараз
 to be **right** [biːˈraɪt] бути правим
 to get ... **right** [get...ˈraɪt] правильно зрозуміти
 to turn **right** [tsːnˈraɪt] повернути на право
ring [rɪŋ] кільце
 rubber **ring** [ˌrʌbərˈrɪŋ] гумовий плавальний круг
 *to **ring** [rɪŋ] дзвонити
 The bell **rings**. [ðəˈbelˈrɪŋz] Дзвенить дзвоник
ice rink [ˈaɪsˈrɪŋk] ковзанка
 *to **rise** [raɪz] підніматися, вставати
river [ˈrɪvə] річка
road [rəʊd] дорога, шлях
 to **rob** [rɒb] грабувати, обкрадати
role [rəʊl] роль
roof [ruːf] дах
room [ruːm; rum] кімната
 dining **room** [ˈdaɪnɪŋ rum] їдальня
 living **room** [ˈlɪvɪŋ rum] вітальня
rope [rəʊp] канат, мотузка, трос
rope walks [rəʊp wɔːks] ходіння по канату

rough [rʌf] грубий, нерівний; вибоїстий (про дорогу)
round [raʊnd] коло, круг
route [ruːt] маршрут, курс
row [rəʊ] ряд
royal [ˈrɔɪəl] королівський
RSVP [ˌɑː es viː ˈpiː] чекаємо на відповідь (примітка на запрошенні)
rubber [ˈrʌbər] гума
 rubber **boots** [bʊt] [ˌrʌbərˈbuːts] гумові чоботи
 rubber **ring** [ˌrʌbərˈrɪŋ] гумовий плавальний круг
rubbish [ˈrʌbɪʃ] мотлох, сміття
rucksack [ˈrʌksæk] рюкзак, похідний мішок
rugby [ˈrʌɡbi] пербі
rule [ruːl] правило
ruler [ˈruːlə] лінійка
run [rʌn] біг
 *to **run** [rʌn] бігати
 to **run a race** [ˌrʌn əˈreɪs] брати участь у забігу
 to **run away** [rʌn əˈweɪ] втікати
 to **run into** [rʌn ˈɪntə] доходити до, впадати в
 to **run upstairs** [ˌrʌn ʌpˈsteəz] бігти ввверх, забігати нагору
runaway [ˈrʌnəˌweɪ] утікач
runner [ˈrʌnər] бігун
Russian [ˈrʌʃn] російська мова; російський

S

sad [sæd] сумний
safe [seɪf] безпечний
 safely [ˈseɪfli] надійно; без ризику, безпечно
 to **sail** [seɪl] плавати (на кораблі)
sacred [ˈseɪkrɪd] святий, священний
salad [ˈsæləd] салат
same [seɪm] однаковий
 the **same** [seɪm] той (цей) самий; один і той же; однаковий
sand [sænd] пісок
sandwich [ˈsænwɪdʒ] сендвіч, бутерброд
sandy [ˈsændi] піщаний
sample [ˈsæmpl] зразок, візирець
Saturday [ˈsætədeɪ] субота
sausage [ˈsɔsɪdʒ] ковбаса, сосиска
 to **save** [seɪv] рятувати, заощаджувати
 *to **say** [seɪ] говорити, мовити
 It **said** ... [ɪtˈsed] сказано ...

What does it say? [ˈwɒt dɪz ɪt ˈseɪ] Про що говориться?

scanning [ˈskænɪŋ] сканування, перегляд, пошук, обстеження

scarf [skaːf] шарф

scared [skeəd] зляканий, переляканий
I'm scared. [aɪm ˈskeəd] Мені страшно

scary [ˈskeəri] жакликий, страшний

scene [siːn] сцена

school [sku:l] школа

school bag [ˈsku:l bæɡ] шкільний портфель

comprehensive school [kɒmpriˈhensɪv ˈsku:l] загальноосвітня школа

grammar school [ˈɡræmə ˈsku:l] середня

класична школа

primary school [ˈpraɪməri ˈsku:l] молодша

школа, початкова школа

Science [ˈsaɪəns] предмет природничого

циклу

science fiction [ˈsaɪəns ˈfɪkʃn] наукова-фантастика

scientist [ˈsaɪəntɪst] учений

score [skɔː] ячмінний коржик

score [skɔː] рахунок (у грі)

to score [skɔː] забити гол; зараховувати (у грі)

Scottish [ˈskɒtɪʃ] шотландський; шотландець

screen [skriːn] екран

screen shot [ˈskriːn , ʃɒt] скріншот, знімок (контенту екрану)

script [skript] сценарій, текст

sea [siː] море

seaside [ˈsiːsaɪd] морське узбережжя

season [ˈsiːzən] пора року, сезон

seat [siːt] місце

second [ˈsekənd] другий, другорядний

secretary [ˈsekretri] секретар

*to see [siː] бачити, дивитися, розуміти

See you! [ˈsiː juː] До скорої зустрічі!

to see a doctor [siː ə ˈdɒktə] показатися лікарю

seed [siːd] сім'я, насіння, зерно

seldom [ˈseldəm] рідко

*to sell [sel] продавати, торгувати

*to send [send] посилати; відсилати

to send in [send ˈɪn] подавати заяву

to send off [send ˈɒf] відсилати, виганяти

sensible [ˈsensɪbl] розсудливий

sentence [ˈsentəns] речення, вирок

September [sepˈtembə] вересень

series, series (pl) [ˈsɪəriːz] серія/серії; випуск/випуски

servant [ˈsɜːvənt] слуга, прислуга

service [ˈsɜːvɪs] служба, обслуговування

session [ˈseʃn] сесія (парламенту, суду);

навчальний рік

*to set [set] ставити, класти, розташовувати

to set off [set ˈɒf] заводити (будильник)

to set the table [ˌset ðə ˈteɪbl] накривати на стіл

*to shake [ʃeɪk] трясти, струшувати

Shall we ... ? [ˈʃæl wiː] Давайте ... ?

shallow [ˈʃæləʊ] мілководний; поверховий

to share [ʃeə] ділитися

she [ʃiː] вона

shed [ʃed] повітка

sheep, sheep (pl) [ʃiːp] вівця, вівці

shelf, shelves (pl) [ʃelf; ʃelvz] полиця, полиці

ship [ʃɪp] корабель

shirt [ʃɜːt] сорочка (чоловіча)

shocked [ʃɒkt] приголомшений, вражений

shoe [ʃuː] черевик

shop [ʃɒp] магазин, крамниця

shop assistant [ˈʃɒp əˈsɪstənt] продавець

sports shop [ˈspɔːts ʃɒp] спортивний

магазин

shopping [ˈʃɒpɪŋ] відвідання магазину, щоб

щось купити

short [ʃɔːt] короткий, невисокий

shorts (pl) [ʃɔːts] шорти

shot [ʃɒt] постріл

screen shot [ˈskriːn , ʃɒt] скріншот, знімок (контенту екрану)

*should [ʃʊd] модальне дієслово повинен, повинні

to shout [ʃaʊt] кричати

show [ʃəʊ] показ, вистава

radio show [ˈreɪdiəʊ , ʃəʊ] радіопостановка;

радіовистава

reality show [riˈæləti , ʃəʊ] реаліті-шоу

talk show [ˈtɔːk , ʃəʊ] бесіда (інтерв'ю) з

відомою людиною; ток-шоу

*to show [ʃəʊ] показувати(ся), демонструвати

shower [ˈʃəʊə] злива

shred [ʃred] різати, рвати на кліпти

to shuffle [ˈʃʌfl] перемішувати, тасувати

shy [ʃaɪ] сором'язливий

sick [sɪk] що відчуває нудоту; хворий

sick note [ˈsɪk ˈnəʊt] медична довідка

to feel sick [fiːl ˈsɪk] відчувати нудоту

side [saɪd] бік, сторона
sign [saɪn] знак, прикмета; вивіска
 to **sign** [saɪn] підписуватися
 sign an autograph [saɪn ən 'ɔ:təgrə:f] дати автограф
signal ['sɪgnl] сигнал, знак
silly ['sɪli] нерозумний
similar ['sɪmɪlə] схожий, подібний; однорідний
since [sɪns] з того часу як відколи
 *to **sing** [sɪŋ] співати
singer ['sɪŋə] співак/співачка
sir [sɜ:] сер, пан
Sir [sɜ:] Сер (титул ричаря або баронета)
sister ['sɪstə] сестра
 half-sister ['hɑ:f 'sɪstə] сестра, рідна тільки по одному з батьків
 *to **sit** [sɪt] сидіти
 to **sit down** [sɪt 'daʊn] сідати
 to **sit with** ['sɪt wɪθ] сідати з
sitcom ['sɪtkɒm] комедійний телесеріал
situation [sɪtʃu'eɪʃn] стан, ситуація, обстановка
 to **skate** [skeɪt] кататися на ковзанах
skateboard ['skeɪtbɔ:d] скейтборд, роликова дошка
skates (pl) [skeɪts] ковзани
skill [skɪl] майстерність, вміння
skimming ['skɪmɪŋ] поверхове ознайомлення (з чимсь); побіжний перегляд
skip [skɪp] стрибати, скакати, перестрибувати
skirt [skɜ:t] спідниця
sky [skaɪ] небо
poetry slam ['pəʊətri ,slæm] змагання у віршуванні
slamster ['slæmstə] той, хто віршує
 *to **sleep** [sli:p] спати
sleeping bag ['sli:pɪŋ bæɡ] спальний мішок
sleepy ['sli:pɪ] сонливий
slow [sləʊ] повільний, тихий
small [smɔ:l] маленький, невеликий
smell [smel] запах, нюх
 *to **smell** [smel] відчувати запах, пахнути
 to **smile** [smaɪl] посміхатися
smoke [sməʊk] дим, кіптява
 to **smoke** [sməʊk] димити, палити
smuggler ['smʌɡlə] контрабандист
snack [snæk] легка закуска
 to **sniff** [snɪf] вдихати (втягувати) носом, чихати
snow [snəʊ] сніг

to **snow** [snəʊ] сніжити
snowy ['snəʊɪ] сніжний
so [səʊ] так, так само, таким чином
 so far ['səʊ fɑ:] дот; поки що, наразі
soap [səʊp] мило
 docu soap ['dɒkjə ,səʊp] розважальна телерадіо передача про життя відомих людей
sofa ['səʊfə] софа, диван
soft [sɒft] м'який, ніжний
 to **solve** [sɒlv] вирішувати
some [sʌm] деякий, якийсь, трохи
somebody ['sʌmbədi] хтось, хто-небудь
someone ['sʌmti:m] хтось, дехто
something ['sʌmtɪŋ] щось, що-небудь
sometimes ['sʌmtaɪmz] інколи, іноді
somewhere ['sʌmweə] де-небудь, коли-небудь
son [sʌn] син
song [sɒŋ] пісня
soon [su:n] скоро, незабаром
sorry ['sɒri] який жалкує, шкодує (про щось, за чимось)
 I'm sorry about [aɪm 'sɒri ə ,baʊt] Я дуже шкодую про ...
 to be **sorry** [bi: 'sɒri] шкодувати
 to feel **sorry** for [fi:l 'sɒri] жалити/шкодувати
sort [sɔ:t] вид, сорт, різновидність
 to **sort** [sɔ:t] сортувати, вибирати
 to **sort out** [sɔ:t 'aʊt] з'ясувати, розібрати (проблему)
sound [saʊnd] звук, шум
 to **sound** [saʊnd] звучати, давати звук; дзвеніти
soup [su:p] суп
sour ['saʊə] кислий, прокислий
south [saʊθ] південь
southwest [,saʊθ 'west] південно-західний
souvenir [,su:və 'niə] сувенір; подарунок на пам'ять
spaghetti [spə'geti] спагеті
spare time [speə taɪm] вільний час
 to **speak** [spi:k] говорити, розмовляти
speaking ['spi:kɪŋ] мовлення
speaker ['spi:kə] що говорить; промовець, оратор
special ['speʃəl] спеціальний; особливий
speciality [,speʃi'ælɪti] спеціальність, фах
spectacular [spek'tækjələ] ефектний; імпазантний

- speech bubble** ['spi:tʃ, ˌbʌbl] хмаринка з текстом в коміксах
- *to spell** [speɪl] писати, вимовляти по літерах
- spelling** ['speliŋ] правопис, орфографія
- *to spend** [spend] проводити (час), витратити
- spicy** ['spi:si] гострий, пряний
- sponge** [spʌndʒ] губка
- spot** [spɒt] пляма, цятка
- spooky** ['spu:ki] страшний
- spoon** [spu:n] ложка
- sport** [spɔ:t] спорт
- sports day** ['spɔ:ts dei] день спортивних змагань
- sports field** ['spɔ:ts fi:ld] ігровий майданчик
- sports shop** ['spɔ:ts ʃɒp] спортивний магазин
- to do sports** [du: 'spɔ:ts] займатися спортом
- sporty** ['spɔ:ti] спортивний
- spring** [sprɪŋ] весна
- stadium** ['steɪdiəm] стадіон
- staff** [stɑ:f] штат службовців; особовий склад; кадри
- stairs** (pl) [steəz] сходи
- stall** [stɔ:l] кіоск
- stall holder** ['stɔ:l ˌhaʊldə] власник кіоску
- white elephant stall** [ˌwaɪt ˌelɪfənt stɔ:l] прилавок з непотрібними речами
- stamp** [stæmp] поштова марка
- stand** [stænd] стэнд, трибуна
- *to stand** [stænd] стояти
- star** [stɑ:] зірка
- word star** ['wɜ:d stɑ:] слово, що потрібно вгадати
- start** [stɑ:t] початок, старт
- to start** [stɑ:t] починати, братися за щось
- starter** ['stɑ:tə] закуска
- state** [steɪt] держава, штат; державний
- statement** ['steɪtmənt] заява, твердження
- station** ['steɪʃn] станція, пост, станція
- to stay** [steɪ] зупинити, затримувати
- to stay out** [steɪ ˈaʊt] бути відсутнім
- to stay with** ['steɪ wɪð] зупинитися у
- *to steal** [sti:l] красти
- steel band** [ˌsti:l ˈbænd] шумовий оркестр, який грає на каністрах, бочках
- stepdad** ['stepdæd] вітчим
- stick** [stɪk] палиця, ціпок
- still** [stɪl] дод; все ще; як і раніше
- stomach** ['stʌmək] шлунок; живіт
- stone** [stəʊn] камінь; стоун брит. міра ваги (= 6,35 кг)
- stop** [stɒp] зупинка
- bus stop** ['bʌs stɒp] автобусна зупинка
- to stop** [stɒp] зупинитися
- store** [stɔ:] крамниця, магазин
- store detective** ['stɔ: di, tektɪv] співробітник служби безпеки магазину
- department store** [di'pɑ:tmənt stɔ:] універсал
- storm** [stɔ:m] буря, гроза
- stormy** ['stɔ:mi] бурхливий, штормовий
- story** ['stɔ:ri] оповідання, повість
- detective story** [di'tektɪv stɔ:ri] детективне оповідання
- strange** [streɪndʒ] чужий; незнайомий;
- stranger** ['streɪndʒə] чужоземець, іноземець
- straw** [strɔ:] соломка, солом'яний
- stream** [stri:m] струмок
- street** [stri:t] вулиця
- strict** [strikt] точний, суворий
- strong** [strɒŋ] сильний, дужий
- studio** ['stju:diəʊ] студія, майстерня
- to study** ['stʌdi] вивчати, досліджувати
- stupid** ['stju:pɪd] дурний, безглуздий
- style** [stajl] стиль, манера
- subject** ['sʌbdʒɪkt] тема, шкільний предмет
- to substitute** ['sʌbstɪtju:t] замінити, підставляти
- suddenly** ['sʌdnli] раптом, зненацька
- suggestion** [sə'dʒestʃn] припущення
- suitable** ['su:təb(ə)l] підходящий, придатний
- hotel suite** [həʊtel swi:t] номер в готелі
- summary** ['sʌmri] короткий виклад, підсумок
- summer** ['sʌmə] літо
- summer fair** ['sʌmə feə] літній ярмарок
- sun** [sʌn] сонце
- Sunday** ['sʌndeɪ] неділя
- sunny** ['sʌni] сонячний
- suntan** ['sʌntæn] засмага
- superlative** [su:'pɜ:lətɪv] найбільший, найвеличніший
- supermarket** ['su:pə, mɑ:kɪt] супермаркет, магазин
- supper** ['sʌpə] вечеря
- for supper** [fə 'sʌpə] на вечер
- to have supper** [hæv 'sʌpə] вечеряти
- sure** [ʃʊə] звичайно, безумовно
- to make sure** [meɪk 'ʃʊə] переконатися, упевнитися

to survive [sə'vaɪv] виживати, залишатися живим; переживати
 to surf [sɜ:f] займатися серфінгом
 to surf the Internet [,sɜ:f ði 'ɪntənɪt] шукати інформацію в Інтернеті
 surfing ['sɜ:flɪŋ] серфінг
 surprised [sə'praɪzd] здивований, вражений
 surprising [sə'praɪzɪŋ] несподіваний
 survey ['sɜ:veɪ] обмін, опитування
 swap [swɒp] обмін
 to swap [swɒp] обмінювати
 sweatshirt ['swetʃɜ:t] бавовняний спортивний светр
 sweet [swi:t] цукерка
 sweet [swi:t] солодкий
 to swerve [swɜ:v] відхилитися від прямого шляху, звертати вбік
 *to swim [swɪm] плавати
 swimmer ['swɪmə] плавець
 swimming pool ['swɪmɪŋ, pu:l] басейн
 swimsuit ['swɪmsu:t] купальний костюм
 symbol ['sɪmbəl] символ, емблема, знак
 symbolize ['sɪmbalaɪz] символізувати
 system ['sɪstəm] система

T

table ['teɪbl] стіл, дошка, таблиця
 table-tennis ['teɪbl,tenɪs] настільний теніс
 to set the table [,set ðə 'teɪbl] накривати на стіл
 *to take [teɪk] брати, взяти
 to take home [,teɪk 'haʊm] забирати додому
 to take notes [teɪk 'nəʊts] записувати, занотовувати
 to take off [teɪk 'ɒf] знімати
 to take out [teɪk 'aʊt] виймати
 to take part in [teɪk 'pɑ:t ɪn] брати участь у
 to take pictures [teɪk 'pɪktʃəz] фотографувати
 to take place [teɪk 'pleɪs] відбуватися
 take the wrong turn [teɪk ðə rɒŋ tʃ:n] не правильно повернути
 to take your chance [,teɪk jɜ: 'tʃɑ:ns] зважитися, ризикнути (на щось)
 takeaway ['teɪkəweɪ] їжа з собою
 talk [tɔ:k] розмова
 talk show ['tɔ:k ,ʃəʊ] бесіда (інтерв'ю) з відомою людиною; ток-шоу
 to talk [tɔ:k] говорити, розмовляти
 to talk to ['tɔ:k tə] говорити з
 tall [tɔ:l] високий

to taste [teɪst] пробувати на смак, покуштувати
 tasty ['teɪsti] смачний
 Pizza is tastier. ['pɪ:tʃə ɪz ,teɪstɪə] Піца смачніша.
 tattoo [tæ'tu:ə] татуювання
 taxi ['tæksɪ] таксі
 tea [ti:] чай
 afternoon tea [ˌɑ:fənə:n 'ti:] чай о п'ятій годині
 *to teach [ti:tʃ] вчити, навчати
 teacher ['ti:tʃə] вчитель
 team [ti:m] спортивна команда
 technical ['teknɪkəl] технічний
 Technology [tek'nɒlədʒɪ] технічні предмети, технологія
 teen [ti:n] підліток
 teenage ['ti:neɪdʒ] юнацький
 teenager ['ti:n,eɪdʒə] підліток
 *to tell [tel] розповідати, говорити
 temperature ['tempərətʃə] температура
 tennis ['tenɪs] теніс
 table-tennis ['teɪbl,tenɪs] настільний теніс
 tent [tent] намет
 term [tɜ:m] семестр, чверть (навчальний рік)
 temple ['temp(ə)l] скроня, храм
 terrible ['terəbəl] жахливий
 test [test] випробування, контрольна робота
 to test [test] випробувати, перевірити
 text [tekst] текст
 text message ['tekst ,mesɪdʒ] текстове повідомлення, СМС
 to text [tekst] відправляти текстове повідомлення (СМС)
 than [ðən] ніж
 to thank [θæŋk] дякувати
 thank you ['θæŋk ju:] Дякую!
 thanks [θæŋks] Дякую
 thanks to ['θæŋks tə] завдяки
 that [ðæt] той, який
 that (bad) ['ðæt bæd] погано
 that evening [,ðæt 'i:vnɪŋ] того вечора
 That's what I call ... [,ðæts wɒt 'ai ,kɔ:l] Ось що я називаю ...
 that's why ['ðæts ,waɪ] саме тому
 the [ðə; ði] означений артикль
 their [ðeə] їхній
 them [ðem] їм
 then [ðen] тоді, потім
 there [ðeə] там
 over there [ˌəʊvə 'ðeə] он там

there are [ðer 'ɑ:] є, існує (для множини)
 there is [ðer 'ɪz] є, існує (для однини)
 these [ði:z] ці
 they [ðei] вони
 thick [θɪk] товстий
 thing [θɪŋ] річ
 *to think [θɪŋk] думати, гадати
 to think about ['θɪŋk ə baʊt] думати про
 to think of ['θɪŋk əv] думати про
 third [θɜ:ð] третій
 this [ðɪs] цей, ця, це
 this evening [ðɪs 'i:vnɪŋ] цього вечора
 those [ðəʊz] ті
 thousand ['θaʊznd] тисяча
 thriller ['θrɪlə] трилер
 trinket ['trɪŋkət] дрібничка, дрібниця
 through [θru:] через, крізь, по
 throw [θrəʊ] кидок
 *to throw [θrəʊ] кидати, закидати
 Thursday ['θɜ:zdeɪ] четверг
 to tick [tɪk] робити позначку
 ticket ['tɪkɪt] квиток
 tiger ['tɪgə] тигр
 time [taɪm] час, період
 to have a good time [hæv ə gud 'taɪm]
 добре проводити час
 What's the time, please? [wɒts ðə 'taɪm, pli:z]
 Котра година, будь-ласка?
 What time ...? ['wɒt 'taɪm]
 to time [taɪm] спланувати час
 timeline ['taɪmlaɪn] хронологія
 timetable ['taɪmteɪbl] розклад
 tin [tɪn] консервна банка
 tiny ['taɪni] крихітний
 tip [tɪp] кінчик, чайові
 tired ['taɪəd] стомлений
 dog-tired [ˌdɒg 'taɪəd] зморений
 title ['taɪtl] заголовок, назва
 to [tu; tə] до
 today [tə 'deɪ] сьогодні
 toe [toʊ] палець ноги
 together [tə 'geðə] разом
 toilet ['tɔɪlɪt] туалет
 tomato, tomatoes (pl) [tə 'mə:tau; tə 'mə:tauz]
 помідор, помідори
 tomorrow [tə 'mɒrəʊ] завтра
 tongue twister ['tʌŋ 'twɪstə] скоромовка
 tonight [tə 'naɪt] сьогодні ввечері
 too [tu:] занадто
 tooth, teeth (pl) [tu:θ; ti:θ] зуб, зуби

at the top [ət ðə 'tɒp] вгорі
 topic ['tɒpɪk] тема
 torch, torches (pl) [tɔ:tʃ; 'tɔ:tʃɪz] факел, факели
 to touch [tʌtʃ] (до)торкатися; торкати(ся)
 tough [tʌf] твердий, жорсткий
 tourist ['tuəɪst] турист
 towards [tə 'wɔ:dz] до, у напрямі до
 tower ['taʊə] башта, вежа
 town [taʊn] місто
 toy [tɔɪ] іграшка
 tradition [trə'dɪʃn] традиція, звичай
 traffic ['træfɪk] рух транспорту
 traffic jam ['træfɪk ˌdʒæm] затор вуличного руху
 train [treɪn] потяг
 trainers ['treɪnəz] кросівки
 training ['treɪnɪŋ] тренування, навчання
 transport ['trænsɒ:t] транспорт
 transport (no pl.) ['trænsɒ:t] транспортне сполучення
 *to be trapped [bi: 'træpt] попадати в халепу
 travel ['trævl] подорож, мандрівка
 day travel card [ˌdeɪ 'trævl ˌkɑ:d] проїзний квиток
 to travel ['trævl] подорожувати, мандрувати
 tree [tri:] дерево
 family tree [ˌfæmli tri:] родовід, генеалогічне древо
 trendy ['trendi] модний, стильний
 triangle ['traɪəŋɡ(ə)] трикутник
 trick [trɪk] хитрість
 trident ['traɪd(ə)nt] тризуб(ець)
 trip [trɪp] подорож
 trolley ['trɒli] візок (рознощика); трамвай
 trophy ['trɒfi] трофей, здобич
 trouble ['trʌbl] неприємність, клопіт
 trousers (pl) ['traʊzəz] шорти
 true [tru:] правда
 to come true [kʌm 'tru:] збуватися
 to trust [trʌst] вірити
 to try [traɪ] пробувати
 T-shirt ['ti:ʃt:ɪ] теніска
 tucker ['tʌkə] їжа
 Tuesday ['tju:zdeɪ] четверг
 tug [tʌŋ] сплання, ривок
 tunnel ['tʌnl] тунель, підземний хід
 Turkish ['ts:kɪʃ] турецька мова, турецький
 It's your turn. [ɪts ʃɔ: 'ts:n] Твоя черга
 to turn [tɜ:n] повертати
 to turn back [tɜ:n 'bæk] повернути назад

to turn left/right [tɜ:n 'left/'rait] повернути
ліворуч/праворуч
to turn off [tɜ:n 'ɒf] вимкнути
to turn over [tɜ:n 'əʊvə] перевернути
to turn round [tɜ:n 'raʊnd] повертатися

TV ['ti:vi:] телебачення

twice [twais] двічі

typical ['tipikl] типовий, характерний

U

umbrella [ʌm'brelə] парасолька

uncle ['ʌŋkl] дядько

under ['ʌndə] під

underground ['ʌndəgraʊnd] метро

to **underline** [ˌʌndə'laɪn] підкреслити

underlined [ˌʌndə'laɪnd] підкреслений

*to **understand** [ˌʌndə'stænd] розуміти

unfair [ʌn'feə] несправедливий;

неправильний

unhappy [ʌn'hæpi] нещасний

unhealthy [ʌn'helθi] нездоровий

uniform ['ju:nifɔ:m] форма

union ['ju:njən] союз, об'єднання

until [ʌn'til; n'til] доти, поки

up [ʌp] вгору

up to ['ʌp tə] до

Hurry up! [ˌhʌrɪ 'ʌp] Швидше!

to dig up [dɪg 'ʌp] розшукувати,

розкопувати

to get up [get 'ʌp] вставати

to go up [gəʊ 'ʌp] підійматися, сходити (на гору)

to wake up [weɪk 'ʌp] прокидатися

to walk up to [wɔ:k 'ʌp tə] підходити до

What's up? [ˌwɒts 'ʌp] У чому справа?

to **update** [ʌp'deɪt] модернізувати

*to be **upset** [bɪ: ʌp'set] бути засмученим

upstairs [ʌp'steəz] на верхньому поверсі,
нагорі

to run upstairs [ˌrʌn ʌp'steəz] підніматися
нагору

us [ʌs] нам

use [ju:s] вживання; застосування

to **use** [ju:z] застосовувати, використовувати

useful ['ju:sfʌl] корисний

useless ['ju:sləs] некорисний; непотрібний

usually ['ju:ʒli] зазвичай

V

valuable ['væljuəbl] цінний, коштовний

van [væn] фургон, мініавтобус

vegetable ['vedʒtəbl] овочі

verb [vɜ:b] дієслово

very ['veri] дієслово

video ['vɪdiəʊ] відео(-); телевізійний

view [vju:] вигляд; вид; краєвид

viewer ['vju:ə] глядач; телеглядач

village ['vɪlɪdʒ] село

visit ['vɪzɪt] відвідувач

to **visit** ['vɪzɪt] відвідувати

visitor ['vɪzɪtə] відвідувач, гість

vocabulary [vəʊ'kæbjəlri] словник

voice [vɔɪs] голос

volleyball ['vɒlibɔ:l] волейбол

W

to **wait** [weɪt] чекати

to wait for ['weɪt fɔ:] чекати на

waiter ['weɪtə] офіціант

*to **wake** [weɪk] вставати

to wake up [weɪk 'ʌp] вставати, прокидатися

walk [wɔ:k] прогулюватися

to go for a walk [ˌgəʊ fə a 'wɔ:k] ходити на
прогулянку

to **walk** [wɔ:k] ходити, гуляти

to walk the dog [wɔ:k ðə 'dɒg] вгулювати

собаку

to walk up to [wɔ:k 'ʌp tə] підходити до

wall [wɔ:l] стіна

wallet ['wɒlɪt] гаманець

to **want** (to) ['wɒnt tə] хотіти

to want sb to do sth [wɒnt] хотіти щоб хтось
щось зробив

wardrobe ['wɔ:drəʊb] гардероб, шафа

warm [wɔ:m] теплий

to **wash** [wɒʃ] мити

to **watch** [wɒtʃ] переглядати

water ['wɔ:tə] вода

wave [weɪv] хвиля

to **wave** [weɪv] розсіватися, махати

way [weɪ] спосіб, шлях

He is on his way to ... [ˌhi: ɪz ɒn hɪz 'weɪ tə]

Він по дорозі до...

Which way ... ? [wɪtʃ 'weɪ] В який бік...?

we [wi:] ми

weak [wi:k] слабкий

to go weak [gəʊ 'wi:k] слабшати

*to **wear** [weə] вдягати, носити

weather ['weðə] погода

- weatherman, weathermen** (pl) ['weðəmən; 'weðəmən] метеоролог
- webcam** ['webkæm] вебкамера
- website** ['websaɪt] веб-сторінка
- Wednesday** ['wenzdeɪ] середа
- week** [wi:k] тиждень
- a week [ə 'wi:k] на тиждень
- weekend** [wi:k'end] вихідні
- weight** [weɪt] вага, маса
- Welcome to ...** ['welkəm tə] Ласкаво просимо ...
- You're welcome. [juə 'welkəm] Будь ласка, не варто (подяки)!
- to welcome** ['welkəm] вітати
- *to be welcome to do sth** [bi: 'welkəm] будь ласка, скільки загодно
- well** [wel] добре
- as well as [əz 'wel əz] так само як
- Welsh** [welʃ] уельський, валлійський; валлійська мова
- west** [west] захід
- wet** [wet] вологий
- wet blanket [wet 'blæŋkɪt] людина, що посує іншим радість (задоволення тощо)
- what** [wɒt] що
- What about ...? [wɒt ə'baʊt] Як щодо...?
- What a laugh! [wɒt ə 'lɑ:f] Як смішно!
- What a week! [wɒt ə 'wi:k] Що за тиждень!
- What does it say? [wɒt dɪz ɪt 'seɪ] Про що йдеться?
- What's the film about? [wɒts ðə 'fɪlm ə'baʊt] Про що фільм?
- What's the matter? [wɒts ðə 'mætə] У чому річ?
- What's the time, please? [wɒts ðə 'taɪm ,pli:z] Котра година?
- What's up? [wɒts 'ʌp] У чому справа?
- What's your name? [wɒts jə 'neɪm] Як вас звати?
- What time ...? [wɒt 'taɪm] О котрій годині?
- when** [wen] коли
- where** [weə] де, куди
- Where are you from? [weə ə jə 'frɒm] Звідки ти?
- Where's the fire? [weəz ðə 'faɪə] Де горить?
- which** [wɪtʃ] який, котрий
- Which way ...? [wɪtʃ 'weɪ] В який бік...?
- to whisper** ['wɪspə] шепотіти
- white** [waɪt] білий
- white elephant stall [waɪt 'elɪfənt stɔ:l] крамниця з непотрібними речами
- who** [hu:] хто
- whose** [hu:z] чий? чия? чие? чий?
- why** [waɪ] чому?
- wicked** ['wɪkɪd] злий, недобрий
- wife, wives** (pl) [waɪf; waɪvz] дружина, дружини
- wig** [wɪɡ] перука
- wild** [waɪld] дикий
- *will** ('I), **won't** [wɪl; wəʊnt] воля, заповіт; допоміжне дієслово; слугує для утворення майбутнього часу у 2-й і 3-й особі однини і множини
- willow** ['wɪləʊ] верба
- *to win** [wɪn] перемагати
- wind** [waɪnd] вітер
- window** ['wɪndəʊ] вікно
- to windsurf** ['wɪnzɜ:f] займатися віндсерфінгом
- windy** ['wɪndɪ] вітряний
- winner** ['wɪnə] переможець
- winter** ['wɪntə] зима
- wish** [wɪʃ] бажання, побажання
- to wish** [wɪʃ] бажати
- I wish I had... [wɪʃ] Якби я мав...
- with** [wɪð] з
- within** [wɪ 'ðɪn] в, у межах
- without** [wɪ 'ðaʊt] без
- to go without [gəʊ wɪ 'ðaʊt] обходитися без
- wizard** ['wɪzəd] чарівник
- wolf, wolves** (pl) [wʊlf; wʊlvz] вовк, вовки
- woman, women** (pl) ['wʊmən; 'wɪmɪn] жінка, жінки
- wood** [wʊd] ліс
- Woof!** [wʊf] Гає!
- word** [wɜ:d] слово
- word star ['wɜ:d stɑ:] слово, що закриті зрочкою
- work** [wɜ:k] робота
- to work** [wɜ:k] працювати
- to work out [wɜ:k 'aʊt] тренуватися
- worksheet** ['wɜ:kʃi:t] письмове завдання
- workshop** ['wɜ:kʃɒp] майстерня; цех, семінар
- world** [wɜ:ld] світ
- *to be worried** [bi: 'wʊrɪd] бути стурбованим
- worry** ['wʊrɪ] тривога
- to worry** ['wʊrɪ] турбуватися
- worse** [wɜ:s] гірше
- worst** [wɜ:st] найгірше
- *would** [wʊd] модальне дієслово, що виражає упертість, наполегливість, бажання

would like [wʊd 'laɪk] хотілося б
 Would you mind ... ? [ˌwʊd jə 'maɪnd] Чи не проти ... ?
 wow [waʊ] вау! (здивування)
 to write [raɪt] писати
 to write down [ˈraɪt ˌdaʊn] записувати
 wrong [rɒŋ] неправильно
 to be wrong [bi: 'rɒŋ] неправильно зрозуміти
 to get ... wrong [get ... 'rɒŋ] зрозуміти когось невірно
 to go wrong [ɡəʊ 'rɒŋ] збитися з дороги

Y

yard [jɑ:d] ярд (0,914 м)
 year [jɪə] рік
 year-old [ˌjɪər 'əʊld] провік
 yellow ['jeləʊ] жовтий

yes [jes] так
 yesterday ['jestədeɪ] вчора
 not ... yet [jet] ще не
 you [ju:; jə] ти, ви
 Here you are! ['hɪə ju: ,ɑ:] Ось, будь ласка!
 thank you ['θæŋk ju:] Дякую!
 you're lucky [ˌju: 'lʌki] Вам пощастило!
 You're welcome. [ˌju: 'welkəm] Ласкаво просимо!
 young [jʌŋ] молодий
 your [jɔ:] твій, ваш
 Yours [jɔ:z] ваш; твій (у листі)
 youth [ju:θ] молодь
 yucky ['ʌki] відразливий

Z

zoo [zu:] зоопарк
 zookeeper ['zu:ki:pə] працівник зоопарку

THE BRITISH ISLES



LONDON



