

АНГЛІЙСЬКА МОВА

2 клас

Підсумкові семестрові роботи













(до підручника О. Карпюк)

English

Date: _____



1 Listen* and circle. Послухай і обведи.

1		Mike	2		Mike	3		grey	4		white
5		red	6		blue	7		Tracy	8		Tracy
9		six	10		seven	11		Tracy	12		Tracy

2 Tick (✓) the correct sentence. Познач (✓) правильне речення.





- | | |
|--|--|
| <p>1 <input type="checkbox"/> Mike is 6.</p> <p><input type="checkbox"/> Mike is 7.</p> | <p>4 <input type="checkbox"/> Kate is a girl.</p> <p><input type="checkbox"/> Kate is a boy.</p> |
| <p>2 <input type="checkbox"/> The pencil case is grey.</p> <p><input type="checkbox"/> The pencil case is red.</p> | <p>5 <input type="checkbox"/> Mike likes dogs.</p> <p><input type="checkbox"/> Tracy likes dogs.</p> |
| <p>3 <input type="checkbox"/> Kate is sad.</p> <p><input type="checkbox"/> Kate is happy.</p> | <p>6 <input type="checkbox"/> Tracy is happy.</p> <p><input type="checkbox"/> Tracy is funny.</p> |

* Текст для аудіювання подано на останній сторінці обкладинки.

Date: _____



1 Listen* and circle. Послухай і обведи.

1			4		
	six	seven		green	grey
2			5		
	pink	red		Tracy	Tracy
3			6		
	Kate	Kate		Tracy	Tracy

2 Tick (✓) the correct sentence. Познач (✓) правильне речення.

- | | |
|---|--|
| <p>1 <input type="checkbox"/> Mike is a girl.
<input type="checkbox"/> Mike is a boy.</p> <p>2 <input type="checkbox"/> Mike is happy.
<input type="checkbox"/> Mike is funny.</p> <p>3 <input type="checkbox"/> Kate is 6.
<input type="checkbox"/> Kate is 7.</p> | <p>4 <input type="checkbox"/> Kate has got a bag.
<input type="checkbox"/> Kate has got a pencil case.</p> <p>5 <input type="checkbox"/> Tracy likes cats.
<input type="checkbox"/> Kate likes cats.</p> <p>6 <input type="checkbox"/> Tracy is clever.
<input type="checkbox"/> Tracy is sad.</p> |
|---|--|

* Текст для аудіювання подано на останній сторінці обкладинки.

Date: _____



1



Tell your classmates about Tom. Colour.

Розкажи своїм однокласникам про Тома. Розфарбуй.

This is a boy. His name is...

boy

Tom

eight


pupil

happy



Date: _____



1  **Tell your classmates about Ann. Colour.**
Розкажи своїм однокласникам про Енн. Розфарбуй.

This is a **girl**. Her name is...

girl

Ann

seven


pupil

nice



Date: _____




1  **Read and match.** Прочитай і з'єднай.

ruler

pupil

window

rubber



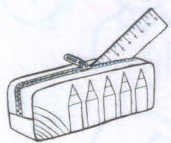
2  **Tick (✓) the correct sentence.** Познач (✓) правильне речення.



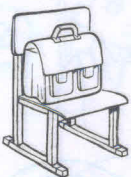
- 1** The pencil is on the book.
 The pencil is under the book.




- 2** The pen is on the exercise book.
 The pen is under the exercise book.



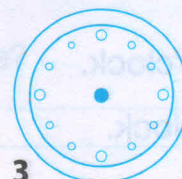
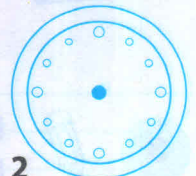
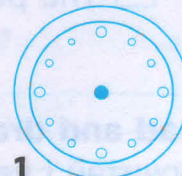
- 3** The ruler is on the pencil case.
 The ruler is in the pencil case.



- 4** The bag is on the chair.
 The bag is under the chair.


3  **Read and draw.** Прочитай і намалюй.

- 1** It's three o'clock. **2** It's ten o'clock.
3 It's six o'clock. **4** It's five o'clock.



Date: _____



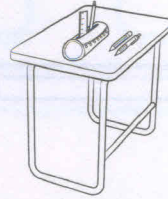
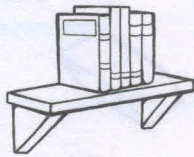
1  **Read and match.** Прочитай і з'єднай.

desk

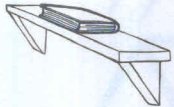
chair

computer

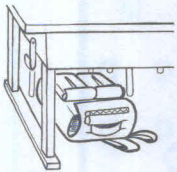
shelf



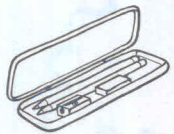
2  **Tick (✓) the correct sentence.** Познач (✓) правильне речення.




- 1 The book is on the shelf.
 The book is under the shelf.




- 2 The bag is on the desk.
 The bag is under the desk.



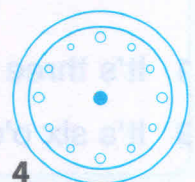
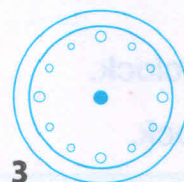
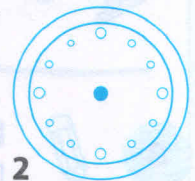
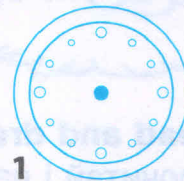
- 3 The rubber is on the pencil case.
 The rubber is in the pencil case.



- 4 The pen is on the exercise book.
 The pen is under the exercise book.


3  **Read and draw.** Прочитай і намалюй.

- 1 It's seven o'clock. 2 It's four o'clock.
 3 It's nine o'clock. 4 It's eight o'clock.



Date: _____



1  **Fill in the blanks.** Заповни пропуски.



d _ d




m _ m





s _ ster



br _ ther

2  **Make up sentences and write.** Склади та напиши речення.

is / Jane. / This / is / She / six.

3   **Join and write answers.** З'єднай і напиши відповіді.

1 How old is he?

2 How old is she?

3 How old is he?

4 How old is she?

Date: _____



1  **Fill in the blanks.** Заповни пропуски.



b _ ok




p _ n



b _ g

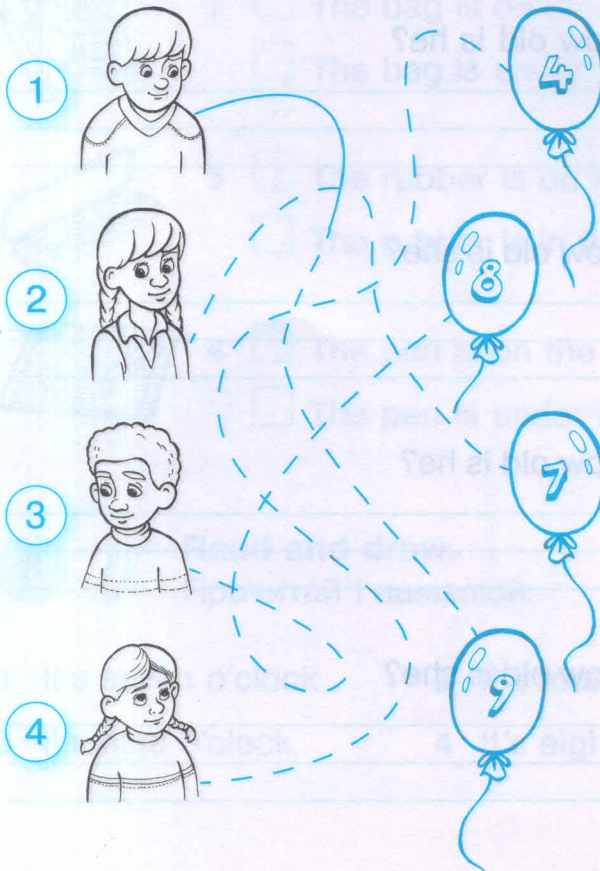


r _ bber

2  **Make up sentences and write.** Склади та напиши речення.

is / pencil. / This / a / is / It / red.

3   **Join and write answers.** З'єднай і напиши відповіді.



1 How old is he?

2 How old is she?

3 How old is he?

4 How old is she?

Date: _____



1



Listen* and circle. Послухай і обведи.



Tim



Tim



Pam



Pam



Tim



Tim



Ben



Ben



Pam



Pam



red



grey

2



Tick (✓) the correct sentence. Познач (✓) правильне речення.

- | | |
|---|---|
| <p>1 <input type="checkbox"/> It is Friday today.
<input type="checkbox"/> It is Monday today.</p> <p>2 <input type="checkbox"/> Mum talks with children.
<input type="checkbox"/> Dad talks with children.</p> <p>3 <input type="checkbox"/> There are four children.
<input type="checkbox"/> There are three children.</p> | <p>4 <input type="checkbox"/> It's morning.
<input type="checkbox"/> It's noon.</p> <p>5 <input type="checkbox"/> Tim and Ben are brothers.
<input type="checkbox"/> Tim and Pam are sisters.</p> <p>6 <input type="checkbox"/> Mum tells Ben to get up.
<input type="checkbox"/> Mum tells Ben to eat.</p> |
|---|---|

* Текст для аудіювання подано на останній сторінці обкладинки.

Date: _____




1 Listen* and circle. Послухай і обведи.



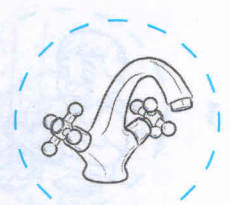
Tim



Tim



Pam



Pam



Tim



Tim



Ben



Ben




Pam



Pam



Ben



Ben

2 Tick (✓) the correct sentence. Познач (✓) правильне речення.

- 1 It is Sunday today.
 It is Monday today.

- 4 It's morning.
 It's evening.

- 2 Dad talks with Tim.
 Mum talks with Tim.

- 5 Tim has got a sister Pam.
 Tim has got a sister Ben.

- 3 There are three children.
 There are two children.

- 6 Mum tells Tim to drink tea.
 Mum tells Tim to clean teeth.

* Текст для аудіювання подано на останній сторінці обкладинки.

Date: _____





1



Colour one animal and tell your classmates about it.


Розфарбуй одну тварину та розкажи своїм однокласникам про неї.

It is a... It is (brown). It has got... It can...



Date: _____



- 1  **Colour one animal and tell your classmates about it.**
 Розфарбуй одну тварину та розкажи своїм однокласникам про неї.

It is a... It is (*brown*). It has got... It can...



Date: _____



1 Read and match. Прочитай і з'єднай.

shoes

dress

sweater

shirt

shorts



2

Tick (✓) the correct sentence. Познач (✓) правильне речення.



- 1 It is sunny.
 It is cold.



- 3 It is summer.
 It is winter.



- 2 It is snowing.
 It is raining.



- 4 It is autumn.
 It is spring.

3

Read and match. Прочитай і з'єднай.

It is raining. The trees are yellow, brown and red. We go to school. What season is it?

- It is winter.
- It is spring.
- It is summer.
- It is autumn.

It is sunny and hot. The flowers are blue, red and white. We can swim. What season is it?

Date: _____



1  Read and match. Прочитай і з'єднай.

raincoat

sandals

jacket

socks


jeans



2  Tick (✓) the correct sentence. Познач (✓) правильне речення.




- 1 It is hot.
 It is cold.



- 3 It is summer.
 It is winter.



- 2 It is snowing.
 It is raining.



- 4 It is autumn.
 It is spring.

3  Read and match. Прочитай і з'єднай.

It is cold. It is snowing. The trees are white.
 We can make a snowman. What season is it?

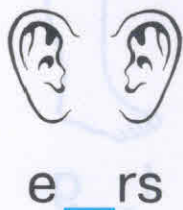

It is sunny. The trees are green. We cannot
 swim. What season is it?


- It is winter.
- It is spring.
- It is summer.
- It is autumn.

Date: _____



1  **Fill in the blanks.** Заповни пропуски.






2  **Make up a question and write.** Склади та напиши запитання.

some / I / salad? / Can / have




3  **Look and write.** Поглянь і напиши.

0    He likes bananas.

1    _____

2    _____

3    _____

4    _____

Date: _____



1



Fill in the blanks. Заповни пропуски.



n__se



h__nd



l__g



fe__t

2



Make up a question and write. Склади та напиши запитання.

some / I / juice? / Can / have

3



Look and write. Поглянь і напиши.

0



He likes yogurt.

1



2



3



4



Term 1. Listening

This is Mike. He is six. He has got a red pencil case. Mike is happy.

This is Kate. She is seven. She has got a grey bag. Kate is sad.

This is Tracy. She is a girl. She likes cats and dogs. Tracy is funny and clever.


Term 2. Listening

It is Monday today. Mum says, 'Children, it's time for school. It's late!'

'Tim, eat your soup and drink some tea!'

'Pam, wash your face and clean teeth!'

'Ben, get up, put on your jeans and a red jacket!'



Позначте відповідний
смайлик, щоб оцінити
досягнення учнів.