

Oksana Karpyuk




www.libra-terra.com.
АУДІОДОДАТОК

ENGLISH

with
Smiling
Sam

2



Activity Book



МУЛЬТИМЕДІЙНА
ІНТЕРАКТИВНА ПРОГРАМА
(ДИВ. ТИТУЛЬНИЙ
РОЗВОРОТ)




БЕЗКОШТОВНІ ПРОПИСИ ДЛЯ УЧНЯ

Увага!

Купуючи робочий зошит, перевірте
цілісність скретч-покриття на цій сторінці.

Тут знаходиться **Ваш ключ-код** до мультимедійної програми.
Його наявність **убезпечує Вас від придбання підробки!**



1. Зайдіть на сайт за адресою:
<http://en2.ilesson.com.ua>
2. Оберіть версію для комп'ютера
або планшета та завантажте її.
3. Встановіть програму.
4. Зітріть скретч-покриття монеткою
і дізнайтеся Ваш ключ-код.
5. Запустіть програму і введіть
отриманий ключ-код.

Якщо у вас виникли питання технічного
характеру перейдіть за адресою:
www.ilesson.com.ua/support/
та заповніть форму «Технічна підтримка».

Примітка: Ваш ключ-код дає можливість безкоштовно
встановити програму тільки на один пристрій.

CONTENTS

Starter	4
Unit 1 HERE'S MY FAMILY	9
Unit 2 MY FRIENDS	20
Unit 3 IN MY CLASSROOM	32
Unit 4 WE ARE HAPPY!	42
Unit 5 HOW MANY LEGS?	52
Unit 6 DOING THINGS	62
Unit 7 DO YOU LIKE CARROTS?	72
Unit 8 SEASONS AND CLOTHES	82



Starter

1

Fill in the missing letters.

Заповни пропущені літери.



A handwriting practice bar with a red-to-orange gradient background. It contains a set of three horizontal lines (top, middle-dashed, bottom). The letters 'Aa Bb' are written in blue on the top line, followed by four dots on the bottom line. The letters 'Ee' are written in blue on the top line, followed by four dots on the bottom line.



A handwriting practice bar with a light green-to-yellow gradient background. It contains a set of three horizontal lines. The letters 'Hh Ii' are written in blue on the top line, followed by four dots on the bottom line. The letters 'Ff' are written in blue on the top line, followed by four dots on the bottom line.



A handwriting practice bar with a light orange-to-brown gradient background. It contains a set of three horizontal lines. The letters 'Oo' are written in blue on the top line, followed by four dots on the bottom line. The letters 'Qq' are written in blue on the top line, followed by four dots on the bottom line.



A handwriting practice bar with a light green-to-yellow gradient background. It contains a set of three horizontal lines. The letters 'Uu' are written in blue on the top line, followed by four dots on the bottom line. The letters 'Vv' are written in blue on the top line, followed by four dots on the bottom line. The letters 'Xx' are written in blue on the top line, followed by four dots on the bottom line. The letters 'Zz' are written in blue on the top line, followed by four dots on the bottom line.

1

Look and write.


Подивись та напиши.

Ben

Liz

Nick




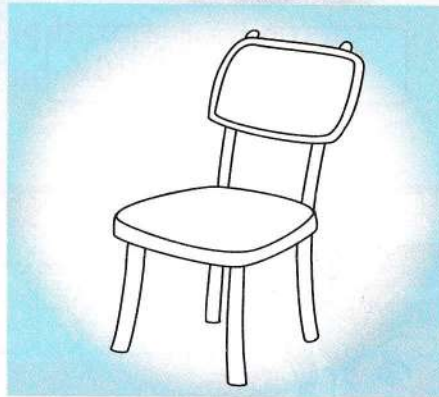

Vic





Listen and colour.

Послухай і розмалюй.



2

Look and answer.

Подивись і напиши відповідь.

Yes, it is.

No, it is not.

Is it a cat?



Is it a bag?



Is it a dog?



Is it a fox?



Is it a pen?



Is it a pig?



1

Colour the letters. Then say.
Розмалюй літери. Назви їх.



This is the letter 'A'.
The 'A' is blue.

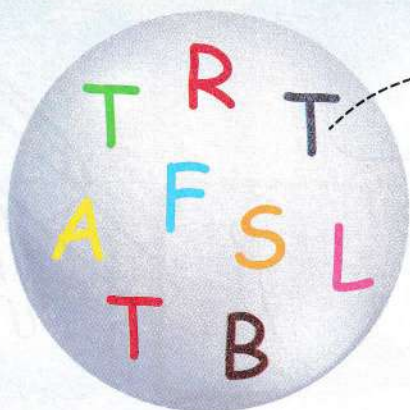
a	d	i	j	k
m	n	o	q	t
u	v	x	y	z



2

Match the letters with the pictures.
Добери літери до малюнків.

1 Choose the letter to make a name.
Вибери літеру щоб написати ім'я.



Tim ___iz ___ed
 ___am ___en ___nn
 ___om ___ob ___red

2 Count and match.
Порахуй та добери.



- 8
- 9
- 10


- 1
- 2
- 3
- 4
- 5
- 6
- 7

one table

Unit 1

HERE'S MY FAMILY

1

Trace and circle.Наведи по пунктирах
та обведи відповідне ім'я.My name
is Tracy / Liz.My name
is Greta / Ann.My name
is Bill / Luke.

My name is Nick / Mick.

2

Draw yourself and write.Намалюй себе
і підпиши.

What is your name?


My name is _____



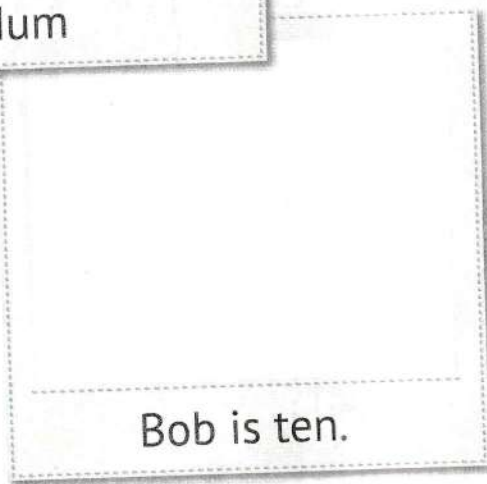
1 Read and draw.
Прочитай і намалюй.



Mum



Dad



Bob is ten.



Ann is six.

2 Write.
Напиши.



a boy



boy s



a pupil





a girl



girl _____



a friend



1 Match.
Добери.

jump ●

red ●

sad ●

pen ●

pink ●

frog ●

six ●

hen ●

clap ●

fox ●

jam ●



run ●

swim ●

ten ●

6

10



1

Match and write.

Добери і напиши.



seven

Pam

Oxford

Tomson

My name is _____

My surname is _____

I am _____

My house  is in _____ Street.

2

Look at task 1. Answer and write.

Подивись завдання 1. Дай відповідь і напиши.



What's your name?

What's your surname?

How old are you?

Where is your house?



1

Choose and write.
Вибери та напиши.

at school

at home

at work

I don't know



Where is your dad?

My dad is _____

Where is your mum?

I _____



Where is Bob?

Bob is _____



Where is Liz?

Liz is _____





Listen, read and circle.

Послухай, прочитай і обведи.

1 cat cake

2 jam Jane



3 table ten

10



4 pig kite



5 nine six

9

6

6 bike Tim



2

Write.

Напиши.

Katelike

g__m__



r__d__



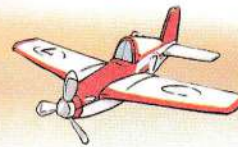
sn__k__



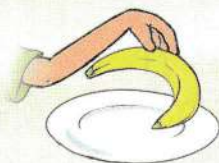
sm__l__



M__k__



pl__n__



t__k__



n__c__



Listen and draw.


Послухай і намалюй.




Ed



Jane



Mike



Jim



Kate



Ann

1

Number the pictures in the right order. Then say.

Пронумеруй малюнки у правильного порядку. Озвуч розмову






1 Draw, ask and answer.
Намалюй, запитай та дай відповідь.



Do you like ...?

Yes, I do. /
No, I don't. I like ...



1

Choose and write.
Вибери і напиши.



1

game name cake

My mum's _____ is Liz.



2

Jane Liz Kate

My name is _____



3

mum dad dog

My _____ is a vet.



4

bike cat plane

I like my _____



5

five nice sad

Liz is _____


2 Write.
Напиши.



I like cakes




I like _____



I like _____



I like _____



I like _____



I like _____

Unit 2**MY FRIENDS**


1

Unscramble words. Colour the pictures.

Склади слова. Розмалюй картинки.



mupj



miws



nur



ekbi



nuf



ierd

2

Look, choose and write.

Подивись, вибери і напиши.

I

we

he

she

they



_____ like games.



_____ rides a bike.



_____ play games.



_____ jumps.



_____ are friends.

1

Read and draw.

Прочитай і намалюй.



We are friends.




We like cats.




They are friends.



They jump and run.



I like my friend.



We ride a bike.

1

Find the words and write.

Знайди слова і напиши.

W E T E N F U N T U B E M E R U P I L V E T S U E P E T E

1 we

4 _____

7 _____

2 _____

5 _____

8 _____

3 _____

6 _____

9 _____

2

Choose and write.

Вибери і напиши.



a e i u

Pete is a p__pil.

i e

H__ can swim.



u i a u

S__e and I r__n and jump.



i e i a

W__ l__ke fun!

1

Match and write.

Добери та напиши.

nice

funny

pretty

clever



2

Look, write and unscramble.

Подивись, напиши і розшифруй.

Is it a  _____?

No, it is not.

Is it a  _____?

No, _____

Is it a  _____?

No, _____

It is my pet.

It is a  _____!

e i n c

n n y f u

It is _____ and _____!

1

Choose and write.

Вибери і напиши.

best

friend

funny

pretty

clever

big


dog



My best friend is my doll Stella.

She is _____.

She is _____.



My _____ friend is Tracy.

She is _____.

She is _____.



My _____ is Luke.

He is _____.

My _____ is my _____ Prince.

He is _____.

He is _____.





1 Listen, read and circle.

Послухай, прочитай і обведи.

1 go got dog



2 hop home no



3 home doll hop



4 fox box ox



5 home rose nose



6 Click Nick Mick



2

Write.

Напиши.



Mi ___ Cli ___



g ___



Ni ___



n ___ s ___



h ___ m ___



NO!

n ___



Listen and draw.


Послухай та намалюй.





Listen to the story in PB (pp. 32-33) and number the pictures in the right order.

Послухай історію з підручника та пронумеруй картинки в правильному порядку.



1 Choose and write.
Обери та напиши.

Tracy and Monika

Sam and Taras

Ben and Vic

Luke and David

Kate and Liz


Liz and Nick



Kate and Liz

are friends.

are friends.









1 Circle the right word. Then colour.
Обведи вірне слово. Тоді розфарбуй.




2 Look and write. Then answer.
Подивись і напиши. Тоді дай відповідь.

Do you like  games ?

Yes, I do. No, I don't.

Do you like  _____ ?

Do you like  _____ ?

3 Choose, write and colour.
Обери, напиши та розмалюй.

- vet
- doctor
- funny
- clever
- pupil
- doll



This is my mum.
She is a _____.



This is my dad.
He is a _____.



This is my friend.
He is a _____.



This is a _____.
It is nice.



This is Mike.
He is _____.



This is my best friend.
She is _____.

Unit 3

IN MY CLASSROOM


1

Circle the correct word. Colour and say.

Обведи правильне слово. Розфарбуй та скажи.



floor / door



chair / window

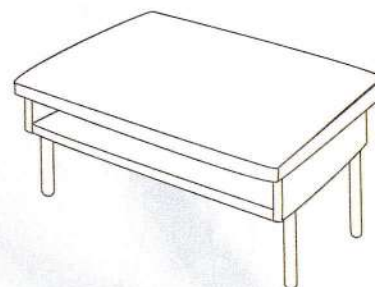
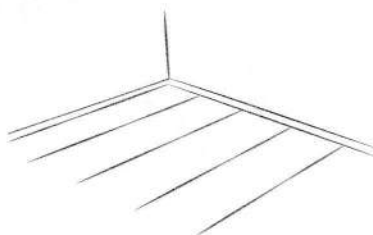



table / blackboard



floor / window



hair / clock



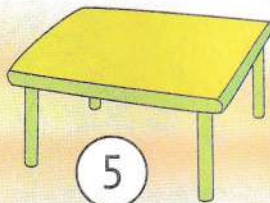
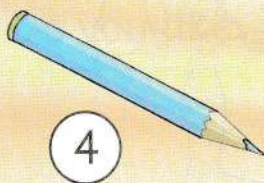

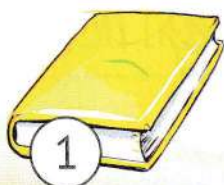


pen / bin

2

Look and write.

Подивись і напиши.



1 book

2 p

3 p

4 p

5 t

6 b

7 b

8 c

1

Write.

Напиши.

7

9

5

10

6

2

Draw the little hands on the clocks.

Намалюй маленькі стрілки на годинниках.




3 o'clock



7 o'clock




11 o'clock



2 o'clock




12 o'clock



8 o'clock

1 Write.
Напиши.



fi _ _ _



_ _ _ e



_ _ _ elf



sk _ _




fl _ _



sch _ _ _ l

2 Look and fill in.
Роздивись і заповни.



It is n _ _ n _ _ o'clock.

Liz is at sch _ _ _ l.

_ _ _ e is in the classr _ _ _ m.

Look, it is a b _ _ _ k.

Liz is at the t _ _ bl _ _.

1

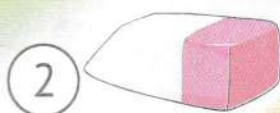
Look and write the letter.

Подивись і напиши букву.




1

__uler




2

__ubber



3

__ercise-book



4

__aper



5

__ag



6


__lock



2

Listen and draw. Then colour and say.

Послухай і намалюй. Потім розфарбуй і скажи.



1 Choose and write.
Обери та напиши.

They

It



_____ are bins.



_____ is a clock.




_____ is a shelf.



_____ are chairs.



_____ is a board.





_____ are rulers.




2


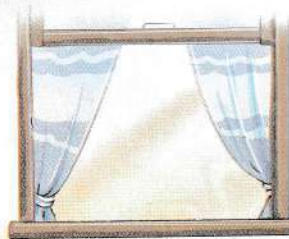
Listen and draw.
Послухай та намалюй.



1

Write.
Напиши.

___ is



___ at



___ ese




___ ose




c ___



st ___





sharpen ___



rul ___



Listen and tick.
Послухай і відміть.



1

Number the pictures in the right order. Then say.


Пронумеруй малюнки у правильному порядку. Озвуч розмову.





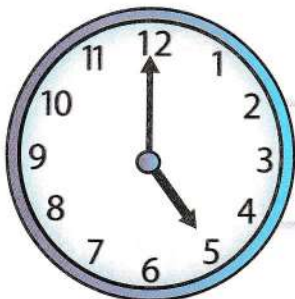

1

Look and write.

Подивись та напиши.




It's 1 o'clock.

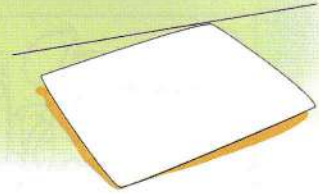


1 Choose and write.
Вибери та напиши

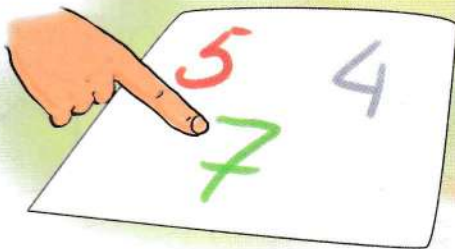
This That These Those




_____ is a sharpener.



_____ is a paper.



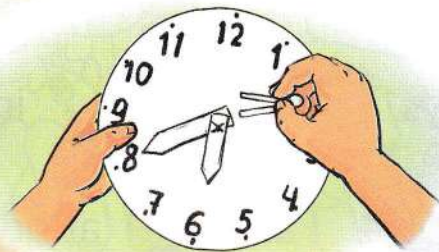
_____ are numbers.




_____ are stars.



_____ is an exercise-book.



_____ is a clock.



_____ are pencils.



_____ are pictures.


Unit 4

WE ARE HAPPY!


1

Look and colour.


Подивись та розмалюй.



morning



noon



evening


2

Write.

Напиши.

Yes, I am.


No, I am not.

1 I am  in the morning. _____2 I am  in the morning. _____3 I am  in the morning. _____4 I am  at noon. _____5 I am  at noon. _____6 I am  at noon. _____7 I am  in the evening. _____8 I am  in the evening. _____

1

Look, colour and draw.

Подивись, розфарбуй і намалюй відповідного смайлика.



Number 1 is


Number 2 is

Number 3 is

Number 4 is

Number 5 is

1 Write.
Напиши.



__ellow



__ak




tedd__



Trac__

2 Fill in and colour.
Заповни літери і розмалюй.




s__d



happ__



c__ld




h__t



thirst__



angr__





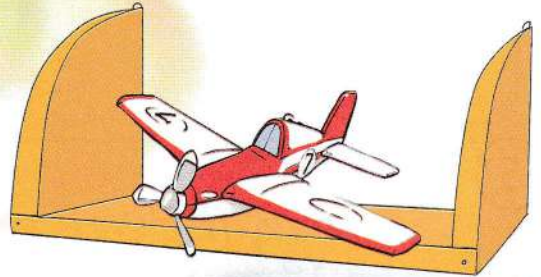
hungr__

1

Write.

Напиши.

under in on





Listen and draw.

Послухай та намалюй.

1

2

3

4

5

6

7

8

1

Write.


Напиши.



pl ____



J ____




gr ____



th ____



b ____



t ____

2

Fill in.


Заповни.

y

er


ay

ey



My sist ____ Emil ____ has got a friend. It is a dog Terr ____ . Emil ____ and Terr ____ like to pl ____ together. Th ____ are in the garden. Emil ____ is on the table. Terr ____ is und ____ the table. It jumps and runs. It is a funn ____ game.

1 Find the words and write.
Знайди слова і напиши.



1 twenty

2 _____

3 _____

4 _____


5 _____

6 _____


7 _____

2 Choose and write.
Обери і напиши.

in on under



The box is _____ the table.



The clock is _____ the shelf.




The plane is _____ the bin.



The ruler is _____ the bag.



The robot is _____ the bed.






The pencil is _____ the pencil case.


1

Number the pictures in the right order.

Пронумеруй малюнки у правильному порядку.



1 Match and colour.
Добери слова і напиши.



Two empty speech bubble shapes for writing.

present

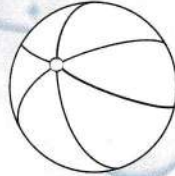
cap

fat

bag

Merry Christmas!

Happy New Year!



2 Draw your Christmas Card. Write.
Намалюй різдвяну листівку. Напиши.

A large rectangular area for drawing and writing. The right side contains several horizontal lines for writing.



1 Listen and write.

Послухай і напиши.

2

Choose and fill in.

Обери та заповни.

present

those

granny

Merry

They

happy

under

Hello

_____, Santa!

My name is Max.

My mum and _____ say

you put presents _____ the



I like that box of pencils and _____

good books. _____ are nice.

Thank you, Santa. I am very _____!

This is my _____ for you.

_____ Christmas!


Max

Unit 5**HOW MANY LEGS?**

1

Match and colour.

Добери і розмалюй.



a zebra

an elephant

a giraffe





a monkey

a lion

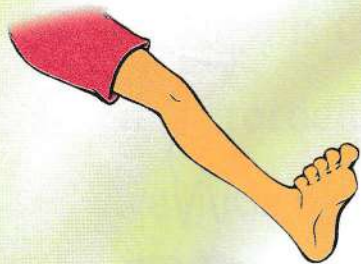
a crocodile

a hippo

a snake



1 Unscramble the words.
Розшифруй слова.



leg
gle



cenk



dbyo



sone



iatl



are

2 Fill in and draw.
Заповни і намалюй.

My name is Ella.

I'm an elephant.

I've got a long n__se.

I've got big ea__s.

I've got 4 l__gs.

Ella



Listen, read and circle.

Послухай, прочитай і обведи.

1 mouth nose



2 tree tooth

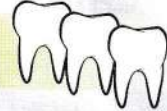


3 feet foot



4 teeth three

3




5 green geese



2

Write.

Напиши.



gr__ _n



tee__ _



t__ _th

3

__ _ree



f__ _t



tr__ _



g__ _se



g__ _se

1

Fill in and draw.

Заповни і намалюй.

My name is Croc.

I'm a crocodile.

I've got a big mou__h.

I've got big tee__h.

I've got four short le__s.



2

Match and label.

Добери слова і підпиши частини тіла.



arm

hand

neck

body

leg

finger

head

toes

feet

1

Find the words.

Знайди слова.

✓ arm

hair

head

knee

ear

leg

D I M O N E C K K

F E E T W S S F V

G V T Q K H S I H

Z Y A R M O M E A

G E L H K U O K I

T A L E G L U N R

O R Q A L D T E A

E C W D X E H E G

P E Y E M R Y K F

mouth

neck

shoulder

toe

eye

feet

2

Make sentences.

Склади речення.

① got one I've neck

② two I've legs got


③ fingers got ten I've

④ mouth one got I've


1

Write.

Напиши.



br___n



c___




h___se




m___se



oran___e



___iraffe



ele___ant



___oto



___otogra___er



m___th

2

Fill in.

Заповни.

brown

giraffe

trees

orange

legs

neck


This is Gira, the _____.

It is _____ and _____.

Gira has got four long _____

and a long _____.

It likes green _____.



1

Count, write and colour.

Порахуй, напиши і розфарбуй.

lions

zebras

monkeys

snakes

parrots

elephants



2

Find the words.



Знайди слова.

A	B	L	C	D	E	F	G	H	I
J	K	I	P	A	R	R	O	T	S
L	M	O	N	S	N	A	K	E	S
O	P	N	Q	R	S	T	M	U	V
W	Z	S	Y	Z	A	B	O	C	D
F	E	L	E	P	H	A	N	T	S
E	B	G	H	I	J	L	K	M	K
N	R	O	P	Q	R	S	E	T	U
V	A	W	X	Y	Z	A	Y	B	C
D	S	E	F	G	H	I	S	J	K

1


Number the pictures in the right order. Then say.

Пронумеруй малюнки у правильному порядку. Тоді скажи.





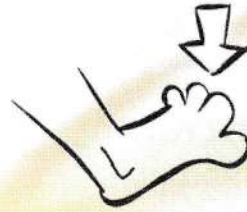
Listen and draw.
Послухай і намалюй.




1 Circle the right word.
Обведи правильне слово.




shoulders
legs




fingers
toes



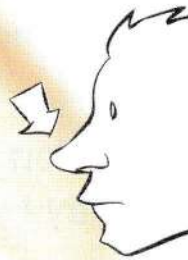
head
neck



hands
knees



eyes
ears



mouth
nose

2 Fill in.
Заповни.

I've got one _____.

I've got one _____.

I've got two _____.

I've got two _____.

I've got two _____.

I've got two _____.

I've got ten _____.

I've got ten _____.

Unit 6

DOING THINGS

1 Choose and write.
Вибери і напиши.





teeth

school

face

clothes






2 Complete the sentences and colour the pictures.
Заверши речення і розфарбуй картинки.

This is the way I wash my _____.



This is the way I clean my _____.

This is the way I put on my _____.



This is the way I go to _____.

1

Fill in.

Заповни.



c__tch the b__s



w__ke up



get __p




have l__nch

2

Circle and write the words.

Обведи і напиши слова.



1 Friday

5 _____

2 _____

6 _____

3 _____

7 _____

4 _____



1 Listen, read and circle.

Послухай, прочитай і обведи.

1 meat speak



2 clean tea



3 please eat



4 read swing



5 eat teacher



6 sing speak



7 evening morning



8 English pudding



2

Choose and write.

Обери та напиши.

my

your

Get up and clean _____ teeth. Eat _____ pudding.

I like eating _____ breakfast. I like drinking _____ tea.

Do you like _____ teacher? Where is _____ house?

_____ house is in Green Street.

1

Write.

Напиши.

play – playingI am playing.swim – swimmingI am

read – _____

clean – _____

eat – _____

speak – _____

sing – _____

swing – _____

get up – _____



drink – _____



2

Listen and draw.

Послухай і намалюй.






Listen and draw.


Послухай та намалюй.




1




2




3



4



5



6

1

Write.
Напиши.

t _ _ _ _



sm _ _ _ _



b _ _ _ _



w _ _ _ _



t _ _ _ _



m _ _ nkey



m _ _ ther



br _ _ ther

2

Fill in.
Заповни.

It is M _ _ nday morn _ _ _ _ _ .

I am at sch _ _ _ l. My t _ _ _ cher is t _ _ _ _ ing

on the phone. Mike is read _ _ _ _ _ a book.

Kate is sp _ _ _ king E _ _ _ lish. Listen,

Bob is sing _ _ _ _ _ a song.

I am _ _ _ _ ting a sm _ _ _ _ _ cake.

1 Look, choose and write.


Подивись, обери та напиши.

– Is he _____?

– Yes, he is.

– Is she _____?

– Yes, she is.



writing

reading a book

sleeping

sitting

– Is he _____?

– No, he isn't.

– Is he _____?

– No, he isn't.



2

Write an answer.


Напиши відповідь.

Yes, he is.

Yes, she is.

No, she isn't.

No, he isn't.



Is he reading?



Is he walking?



Is she eating?

Is she sleeping?



1

Number the pictures in the right order.

Пронумеруй малюнки у правильному порядку.



1

Write.
Напиши.

wash face

clean teeth

drink tea

go to school

write

eat an egg

make bed

✓ get up



She is
getting up.


















1 Fill in.
Заповни.



M__nday



Tuesd____



__ednesday



Thur__day



Fr__day



S__turday




S__nday

2 Match.
Добери.



1



2

- a He is putting on clothes.
- b Mother is talking on the phone.
- c She is swinging.
- d My sister is riding a bike.



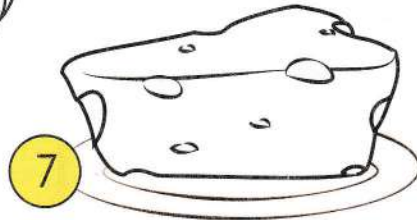




3



4

Unit 7**DO YOU LIKE CARROTS?****1****Look and write.**

Подивись і напиши.



Number 1 is _____

Number 2 is _____

Number 3 is _____

Number 4 is _____

Number 5 is _____

Number 6 is _____

Number 7 is _____

Number 8 is _____

cheese
ham
bread
jam
milk
butter
egg
tea

**Listen and draw.**

Послухай і намалюй.

1

2

3

4

5

6

7

8

9

2**Write your answer.**

Напиши відповідь.

Yes, I do.

No, I don't.

Do you like cheese? _____

Do you like tea? _____

Do you like banana? _____

Do you like rice? _____

Do you like cherry? _____

Do you like tea? _____

1

Write.
Напиши.




___ air




tea ___ er




___ ips



___ erry



___ eese



sandwi ___

2

Choose and write.
Вибери і напиши.

fish, chips, milk, chicken, cheesecake, eggs

I like _____

I don't like _____

1

Find and circle. Write.

Знайди і обведи слово. Напиши.

ТОМАТО РОТАТОСА
 CARROT MUSHROOM PEPPER CUCUMBER

1 _____

4 _____

2 _____

5 _____

3 _____


6 _____

2

Count and write.

Порахуй і напиши.


three, five, six, seven, ten, fifteen















Listen and draw.

Послухай і намалюй.

BREAKFAST



LUNCH




DINNER



1

Write.

Напиши.



___ite



b___d



g___l

2

Fill in.

Заповни.

1 ___at do you like for dinner?

I like _____.

2 ___en do you get up?

I _____ o'clock.

3 ___ere is your sister?

She is at school.

1

Choose and write.

Вибери і напиши.

do

does

1 _____ Ann like milk?

Yes, she _____.



2 _____ you like jelly?


Yes, I _____.



3 Sam _____ not like tomatoes.

4 _____ Mike like cheesecake?

No, he _____ not.



5 We _____ not like soup.


6 What _____ you like for dinner?

7 _____ you like ham?

Yes, I _____.



8 He _____ not like fish.



1

Put the pictures in the right order.

Розстав малюнки у правильному порядку.



1

Look and sort out.

Подивись і посортуй.



carrot



cheesecake




strawberry



apple



yogurt



chicken



ice-cream



cucumber



salad



fish



I LIKE



I DON'T LIKE

1 Look in your PB (page 99, task 7). Write.
Подивись і напиши.

It is _____

Look at Vic.

What _____ she like?

She likes _____

Does she like _____?

No, she does not.




Look at Ben.

What _____ he like?

He likes _____

Does he like _____?

No, he does not.



Unit 8

SEASONS AND CLOTHES

1

Look, choose and write.

Подивись, вибери і напиши.

It is raining.

It's hot.

It is snowing.


It's cold.



2

Fill in.

Заповни пропуски.



spri _____

s _____ mm _____

autu _____

wint _____

3

Write.

Напиши.



My birthday is in _____.

1

Look, match and write.

Подивись, добери і підпиши.



ski

skate

It is sunny.

make a snowman

watch TV


stay at home



2

Listen and draw.

Послухай і намалюй.




1 Write.
Напиши.

8


ei _____

18

ei _____ een



ni _____



li _____

2 Choose and fill in.
Вибери та заповни пропуски.

winter

snowing

season

ski

skate

cold

snowman

- What _____ do you like?
 – I like _____. It is _____.
 – It is _____. I like to _____
 and _____. I like to make a _____.

1

Write the words under the pictures.

Напиши слова під відповідними малюнками.


















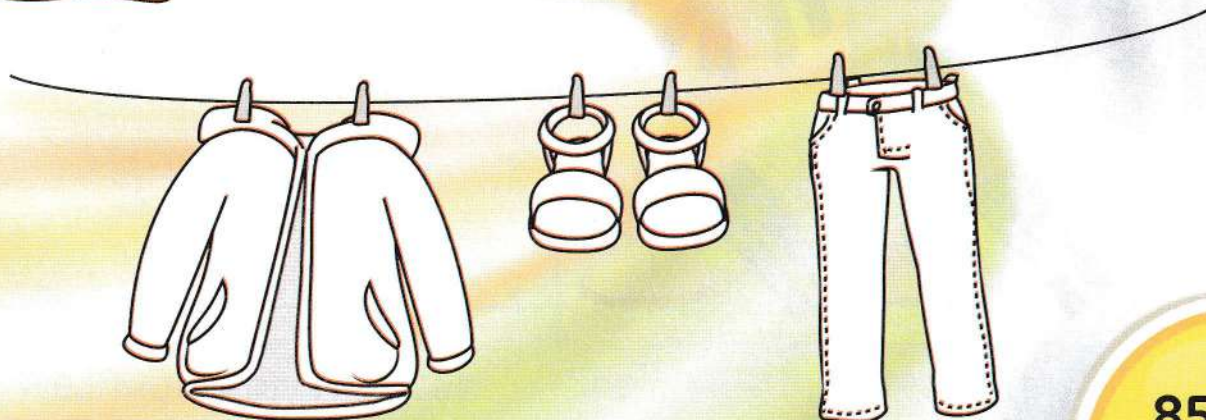
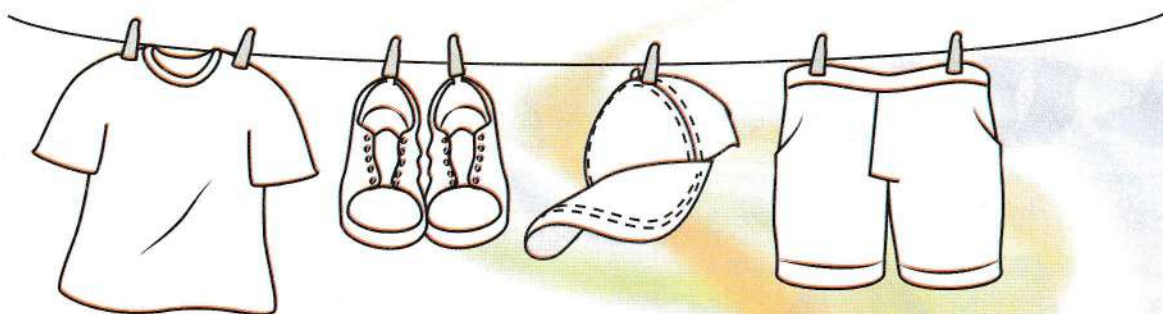
sandals,
a cap,
shorts,
a T-shirt,
jeans,
a jacket,
a bikini,
trainers



2

Listen and colour.

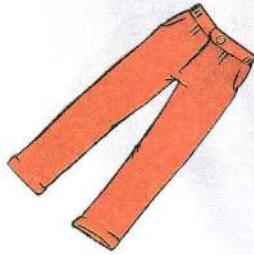
Послухай і розфарбуй.



1 Write the words under the pictures.
 Напиши слова під відповідними малюнками.











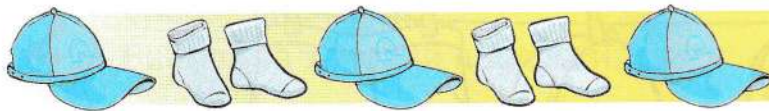






hat,
 sweater,
 shoes,
 scarf,
 trousers,
 socks,
 boots,
 dress

2 Write down what comes next.
 Напиши, що йде наступним.







1

Write.

Напиши.



sk _ _ t



c _ _ t



rain _ _ _ t



sh _ _ t



h _ _ _ _



ch _ _ _ _

2

Read and draw.

Прочитай і намалюй.



He is wearing a brown coat.



He is wearing a white shirt.



She is wearing a grey raincoat.



She is wearing a red skirt.

1

Match and write.

Добери і напиши.

boots

raincoat

T-shirt

jeans

shorts

coat

sweater

hat



2

Fill in.

Заповни.

It is spring. I am wearing my _____

and a _____.

It is summer. I am wearing my _____

and a _____.



It is autumn. I am wearing my _____

and a _____.

It is winter. I am wearing my _____

and a _____.

1 Number the pictures in the right order.
Пронумеруй малюнки у правильному порядку.



1

Circle the correct word.


Обведи правильное слово.



dress / T-shirt



socks / shorts



shorts / trousers



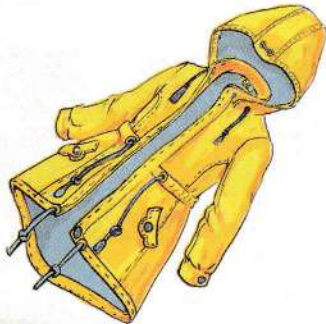
boots / shoes




jacket / sweater




sandals / trainers



coat / raincoat



hat / cap



socks / jeans



skirt / shirt



skirt / dress




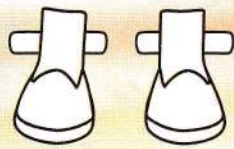
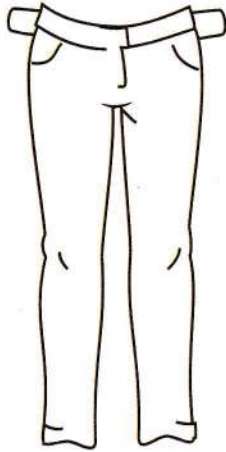
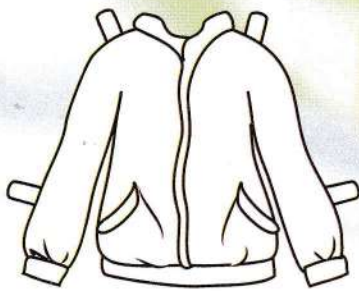
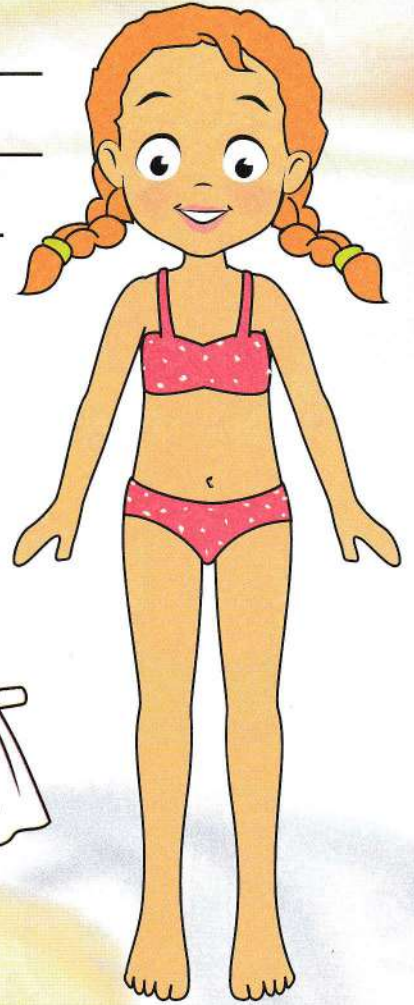
shoes / boots


1

Colour and cut. Write what Tracy and Luke are wearing.


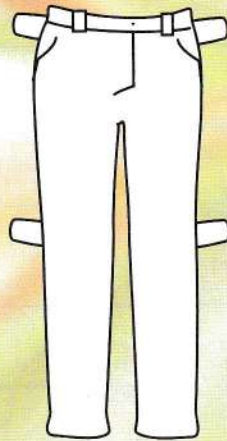
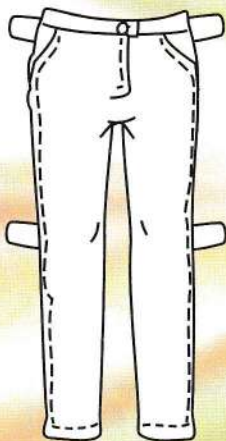

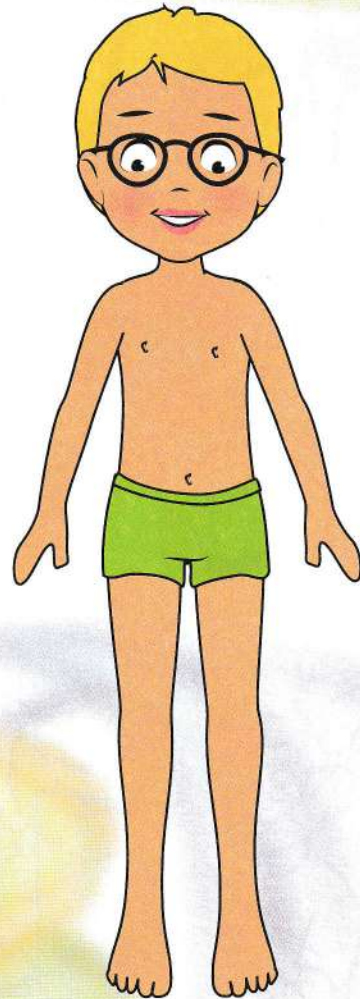
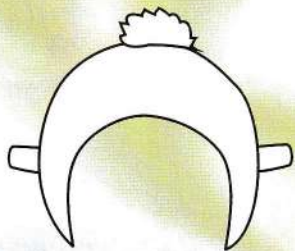
Розфарбуй і виріж. Напиши у що одягнуті Трейсі та Люк.


Tracy is wearing _____





Luke is wearing _____





2 Write what they are saying.
Напиши, що вони говорять.



I am



