

Нова українська школа

Тетяна Будна

Англійська мова ENGLISH



клас

SCHOOL TIMETABLE

Monday

Tuesday

Wednesday

Thursday

Friday

9:00-
9:45

English



Maths



Ukrainian



English



Science



Break

10:00-
10:45

Maths



IT




Science



Maths



English



Break

11:00-
11:45

Crafts



Music



PE



Ukrainian



Art



Lunch time

12:00-
12:45

Health
Basics



PE



Nature
Study



IT



Music



After
school

Football



Dancing



Piano



Drama



Swimming



Good Manners



Listen



Be Kind



Ask First



Share



Be Polite



No Fighting



No Swearing



No Shouting

Дорогі діти!

У четвертому класі ви продовжуватимете вивчати англійську мову. На сторінках підручника на вас чекають нові герої, цікаві історії та казкові пригоди. Читайте, пишіть, спілкуйтесь, співайте та грайтеся. Бажаю вам успіхів!

Автор

Тетяна Будна

АНГЛІЙСЬКА МОВА

ENGLISH

Підручник для 4 класу
закладів загальної середньої освіти
(з аудіосупроводом)

Рекомендовано Міністерством освіти і науки України



ТЕРНОПІЛЬ
НАВЧАЛЬНА КНИГА – БОГДАН
2021

УДК 811.111(075.2)
Б 90

Рекомендовано Міністерством освіти і науки України
(наказ Міністерства освіти і науки України від 16.01.2021 р. № 53)

ВИДАНО ЗА РАХУНОК ДЕРЖАВНИХ КОШТІВ. ПРОДАЖ ЗАБОРОНЕНО

Будна Т. Б.

Б 90 Англійська мова. English : підручник для 4 кл. закладів загальн. середн. освіти (з аудіосупроводом) / Т. Б. Будна. — Тернопіль : Навчальна книга – Богдан, 2021. — 120 с. : іл.

ISBN 978-966-10-6422-4

Підручник за своїм змістом відповідає Державному стандарту початкової освіти та типовим освітнім програмам.
Для учнів 4 класу.

*Охороняється законом про авторське право.
Жодна частина цього видання не може бути відтворена
в будь-якому вигляді без дозволу видавництва.*

Завантажуйте безкоштовний інтерактивний додаток,
використовуючи детальну інструкцію, за посиланням:
https://bohdan-books.com/upload/data_files/tmp_catalog/audio_english_4kl.zip



Тех. підтримка: (0352) 52-06-07, 067-352-09-89; admin@bohdan-digital.com

ISBN 978-966-10-6422-4

© Будна Т.Б., 2021
© Навчальна книга – Богдан, виключна ліцензія
на видання, оригінал-макет, 2021

Умовні позначення:



– **Listen.** Слухай.



– **Write.** Напиши.



– **Sing.** Співай.



– **Make.** Виготуй.



– **Game.** Гра.



– **Workbook.** Робочий зошит.
Multimedia app.
Мультимедійний додаток.

CONTENTS

Vocabulary	Speech Structures	Grammar	Skills
HELLO, FRIENDS! pp. 6-7			
UNIT 1 ALL ABOUT ME pp. 8-17			
Greetings Names Countries Nationalities Things Jobs	I am... He/She/It is... We/You/They are... This is... These are... I/we/you/they've got... He/She's got... He's/She's a/an... The girl's granny... The boys' uncle is... Who is a vet? What does he/she do?	the verb 'to be' 'a/an' with jobs 's for possession the verb 'to have'	Listening: identifying the people, things, objects Reading: words; short stories Speaking: greeting and introducing; naming the things; asking and answering about name, age, country, family and jobs Writing: a personal poster
UNIT 2 SCHOOL LIFE pp. 18-27			
Subjects School things Days of the week Action verbs in the lessons Classroom language School rules School event Adjectives	Let's start our lesson. May I come in? Excuse me... I really like... What's your favourite subject? I like... I don't like... Do you like ... ?	modal verb 'may' Present Simple for routine actions	Listening: identifying the correct phrase, correct statement Reading: words and descriptive texts Speaking: telling about school; the lessons Writing: a letter about a school event; a school rules list
UNIT 3 MY HOME pp. 28-37			
Types of houses Rooms Things in the house and in the flat Furniture Prepositions	This is a house. These are women. There is a ... in the flat. There are some ... in the house. There isn't / aren't any...	cardinal numerals There is/are basic prepositions of place	Listening: identifying the place; listening for the specific information Reading: words; phrases; short descriptive texts Speaking: asking and answering about houses and flats; speaking about favourite room Writing: a description; a list of things
UNIT 4 SPORTS AND HEALTH pp. 38-49			
Names of sports and games Sportswear	What are you doing? I'm running quickly. He/She's playing badly.	adverbs Present Continuous	Listening: listening for specific information Reading: words, phrases; a descriptive text

Sports equipment Names of illnesses Hygiene words Action words Commands School sports event	They/We/You're playing. She plays tennis every day. — She's playing volleyball now.	Present Continuous vs. Present Simple	Speaking: describing games and sports; speaking about health basics and personal hygiene; giving commands; describing school sports events Writing: a short description of a favourite sport
--	--	---------------------------------------	---

UNIT 5 NEW YEAR AND CHRISTMAS pp. 50-55

Christmas and New Year's Day words Holiday greetings Requests	Please, bring me... Merry Christmas! Happy holidays!	Present Continuous Present Simple	Listening: listening for specific information Reading: words, an informative text Speaking: talking about holiday preparations; describing New Year's Day and Christmas celebration Writing: a personal letter to Santa Claus
---	--	--------------------------------------	--

UNIT 6 OUR WONDERFUL WORLD pp. 56-65

Nature Nature protection World's geography Travelling Prepositions Verbs Imperatives	The ocean is bigger than the sea. Everest is the highest mountain in the world. Travel across... Sail down...	comparative and superlative adjectives	Listening: identifying the place; listening for specific information; a song Reading: words, riddles; a narrative text; a travelling brochure Speaking: speaking about geographical features; comparing things; speaking about saving the planet Writing: writing a travelling leaflet
--	--	--	---

UNIT 7 SHOPS AND SHOPPING pp. 66-75

Types of shops Clothes Food items Currency Doing shopping	It's the best shop in the city. The red dress is more beautiful than the blue dress. There's some bread in the bag. Is there any rice in ... ? There aren't any sweets...	comparatives and superlatives long and irregular adjectives 'some' and 'any' in questions and negative statements	Listening: listening for specific information; identifying the words Reading: words, stories, a narrative text Speaking: describing the clothes; speaking about shopping and food preferences; comparing items Writing: a shopping list
---	---	---	--

UNIT 8 FREE TIME pp. 76-85

Day off words City festivities A visit to a museum Entertainment in the Kids' centre Party words Birthday traditions	There was a concert... There were many... We visited a... They didn't walk... Did you like ... ?	Past Simple regular and irregular verbs There was/were	Listening: distinguishing the sequence of actions Reading: words, short adverts Speaking: talking about the city festival; asking and answering about the party, reporting about preferences Writing: a short report of the trip; completing texts with necessary words
---	--	--	--

UNIT 9 HAPPY HOURS pp. 86-93

Favourite books Popular cartoons Mother's Day words Easter vocabulary Imperatives	Let's go! My favourite cartoon is... Last Friday I watched...	Present Simple Past Simple regular and irregular verbs expressing likes and dislikes	Listening: identifying the pictures; listening for specific information Reading: short narrations Speaking: expressing likes and dislikes; talking about things on holidays Writing: completing texts with necessary words
---	---	---	---

UNIT 10 TRAVELLING pp. 94-103

Compass Transport Ways of travelling City and country life In the café The UK Ukraine Symbols Exclamations	I am going to... What are you going to do? Can I have ... ?	'be going to' for expressing future plans and intentions	Listening: identifying the pictures; listening for specific information Reading: words, a gapped text Speaking: making orders and responding to suggestions; asking and answering about the party, speaking about plans for travelling Writing: a café review
--	---	---	--

Revision pp. 104-108**A Fairy Tale pp. 109-112****Picture Dictionary pp. 113-119**

 1. Listen and chant.

 2. Listen and point.



6



1



4



3

1. Annie, 8
England
English

2. Zoriana, 10
Ukraine
Ukrainian

3. Polina, 12
Spain
Spanish

4. Lucas, 11
Poland
Polish

5. Vlad, 9
Ukraine
Ukrainian

6. Tom, 13
the USA
American

7. Amala, 10
India
Indian

8. Mia, 11
China
Chinese

Friends!



3. Look and say.

Amala is from India.
Lucas is from Poland.

4. Talk with a friend.

What are the kids' names?

How old are they?

Where are they from?



Hello, neighbours! Hello, friends!
Welcome boys and girls!
We're from different countries
From around the world.

Lucas is from Poland.
Tom's from the USA.
Annie is from England.
Zoriana's from Ukraine.

Amala is from India.
Vlad is from Ukraine.
Mia is from China.
Polina is from Spain.

Welcome boys and girls!
Hello to everyone!
It's time to learn English
And have a lot of fun.



1. Listen and repeat.



2. Listen and read.

1

Good morning, kids.



Are you ready for the new day?

Good morning, Miss Mellory. Yes, we are ready.

2

Please, welcome two new pupils: Emily and Tom.



Hi, Emily! Hello, Tom! Where are you from?

3




I'm from Kent, in England.

Nice to meet you.

Nice to meet you, too.

4



I'm from Glasgow, in Scotland.

We're Zoriana and Vlad. You may sit here.

With pleasure.

3. Choose the correct answer.

1. Miss Mellory is *a pupil / a teacher*.
2. There are *one / two* new pupils in the class.
3. Emily is from *London / Kent*.
4. Zoriana and Vlad are from *Ukraine / Scotland*.

4. Look and say.

Britain / British

He's from Britain. He's British.

England / English

Scotland / Scottish

Wales / Welsh



1. Listen and read.



Hi, I'm Vlad. I'm nine and I'm from Sumy, in Ukraine. This is my school and these are my friends Max and Artem.



This is Annie. She's my pen friend. Annie is eight years old and she is from Oxford, in England. This is Oxford University. Annie wants to study in it.

2. Grammar Focus.

Be: Present Simple

+	-	?	
I am/'m	I am not/'m not	Am I ... ?	Yes, I am . No, I am not .
He is/'s She It	He is not/'s not She It	Is he ... ? she ... ? it ... ?	Yes, he is . No, he is not/ isn't .
We are/'re You They	We are not/'re not You They	Are we ... ? you ... ? they ... ?	Yes, we are . No, we are not/ aren't .

3. Fill in *am, is or are*.

- I _____ from Ukraine.
- These _____ my friends Max and Artem.
- My friend Annie _____ from Oxford.
- _____ Oxford in England? — Yes, it _____.
- _____ she nine years old? —
No, she _____ not. She _____ eight.

4. Talk with a friend.

- Have you got a pen friend?
- Who is your pen friend?
- How old is he / she?
- Where is he / she from?





1. Listen and repeat.



village



India



hopscotch/
nondi

2. Look and read.



Hello, I'm Amala.

Welcome to my website. I'm ten years old and I'm from Intur. It's a small village in India.

I haven't got any brothers or sisters, but I've got two cousins, Radna and Sashi.

I've got three best friends. They are Lina, Devi and Jay. We play hopscotch together. We call it nondi in India.

3. Grammar Focus.

Have got

+	-	?	
I have got/ 've got	I have not got/ haven't got	Have I got ... ?	Yes, I have . No, I have not .
He has got/ 's got	He has not got/ hasn't got	he got ... ? Has she got ... ? it got ... ?	Yes, he has . No, he has not/ hasn't .
We have got/ 've got	We have not got/ haven't got	we got ... ? Have you got ... ? they got ... ?	Yes, we have . No, we have not/ haven't .



4. Make up sentences. Use the correct form of 'have got'. Write.

Mary / two brothers — *Mary has got two brothers.*


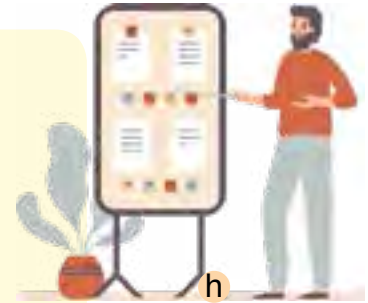
- | | |
|------------------------------|-----------------------------|
| 1. Amala / two cousins | 4. They / a skateboard |
| 2. She / sisters or brothers | 5. Devi and Jay / a scooter |
| 3. Amala / three friends | 6. Her cousins / a bike |



 **1. Listen and repeat. Match.**



- | | |
|---------------|-----------------|
| 1. policeman | 5. car mechanic |
| 2. artist | 6. taxi driver |
| 3. programmer | 7. actress |
| 4. manager | 8. nurse |



2. Grammar Focus.

Articles. Possessive forms

Candy's dad is **an** actor.
Andy's mum is **an** artist.

The girls' granny is **a** farmer.
The boys' aunt is **a** manager.

 **3. Make up sentences. Write.**

Sally / mum / nurse — *Sally's mum is a nurse.*

- Tom / cousin / manager
- Mary / husband / car mechanic
- Ben / daughter / student
- Bohdan / uncle / policeman
- The girls / nephew / taxi driver
- The boys / aunt / actress

 **4. Write about you.**

My mum is a programmer.
My dad is a



 1. Listen and repeat. Match.

a Alice
vet



1 cook
food

b Dan
baker



2 play the
piano

c Rose
musician



3 treat
animals

d Tom
chef



4 feed and
clean
animals

e Jenny
dentist



5 bake
bread

f Kevin
zookeeper



6 take care
of teeth

2. Look and say.

Who is a vet? — Alice.

What does she do? — She treats animals.

 3. Listen, read and fill in.

treats dog run vet park

Freddie is at home with his pet _____ Fluffy when he sees that Fluffy isn't well. He doesn't _____ or play today. Freddie calls Annie's dad. He is a _____. He is very kind to animals. Annie's dad comes and _____ Fluffy. Soon Freddie and Fluffy are in the _____ again.



4. Match. Speak about Freddie and his pet.

- | | |
|-----------------------|-------------------|
| 1. Freddie is | A is a vet. |
| 2. Fluffy is | B Annie's friend. |
| 3. Annie's dad | C play again. |
| 4. Freddie and Fluffy | D Freddie's pet. |

5. Talk with a friend. Ask and answer.

- What do you want to be?
- I want to be a dentist.
- What does Sally want to be?
- She wants to be a vet.



Listening



1. Listen and repeat.

Paris — France

Berlin — Germany

Madrid — Spain



2. Listen and choose the correct picture.



a



b



c



3. Listen again and choose the correct answer.

- | | |
|--|---|
| <p>1. Dave is from
 A Germany
 B Spain
 C Great Britain</p> | <p>4. Greg lives in
 A Madrid
 B Berlin
 C Paris</p> |
| <p>2. Dave has got
 A a cousin
 B a nephew
 C a sister</p> | <p>5. Alice speaks
 A French
 B English
 C Spanish and English</p> |
| <p>3. Greg's mum is
 A a manager
 B a nurse
 C a teacher</p> | <p>6. Alice's dad is
 A a taxi driver
 B a car mechanic
 C a chef</p> |

4. Mark the sentences true (T) or false (F).

1. Dave lives in London.
2. Dave's mum is a chef.
3. Greg has got a brother and a sister.
4. Greg's grandpa is a car mechanic.
5. Alice speaks Spanish.
6. Alice's family is from Spain.



Reading



1. Listen and read.




Hi, I'm Amy. I'm nine years old and I'm from England. This is my tortoise Flippy. I haven't got any brothers or sisters, but I've got a lot of friends! My best friends are Pete, Lucas and Polina.

Hi there! I'm Pete. I'm ten years old and I'm from Wales. My hobby is football. Nick and Paul are my best friends. We are in the same class. We play football together.



Hello, I'm Polina. I'm twelve. I'm from Spain. I've got two sisters. We've got a dog. Its name is Buddy. Now I'm in the park with Buddy.

Hello, I'm Lucas. I'm eleven years old. I'm from Poland, but I'm at school in England. I've got a brother and a sister. This is my scooter. It's really cool!



2. Tick (✓) the correct answer.

	Amy	Pete	Lucas	Polina
1. Who is from Spain?				
2. Who likes football?				
3. Who has got a tortoise?				
4. Who is eleven years old?				



3. Correct the wrong sentences. Write.

Amy is ten. – No, Amy isn't ten. She is nine.

1. Amy has got a big family.
2. Pete likes to ride a scooter.
3. Lucas is ten years old.
4. Polina is at school now.



Writing

Complete a poster about you.

My name's ... and I'm ... years old.

I'm from ..., in It's a great

I live with ... and I've got a ... but I haven't got a

I've got a pet. It's a It's really funny.

This is me with my best friends, ... and

We're classmates. We like ... and ... together.

Speaking

1. Ask and answer in pairs. Use the words from the box.

Family	Pets	Objects
sister	dog	smartphone
brother	cat	scooter
cousin	tortoise	ball

Have you got a brother? — Yes, I have. / No, I haven't.

2. Talk with a friend.

- Where are you from?
- How old are you?
- Who are your best friends?
- What's the number of people in your family?
- What's your favourite game?
- What's your pet?



Let's Play

Play a guessing game.

	Amala	Zoriana	David	Kelly	Artem	Hao
Age	10	10	9	11	9	11
Country	India	Ukraine	England	India	Ukraine	China
City / Village	Intur	Poltava	London	Mumbai	Vesniane	Beijing
Best friends	3	2	1	5	3	4
Job	 musician	 zoo keeper	 chef	 dentist	 policeman	 baker
Favourite activities	 play nondi	 go skipping	 ride a scooter	 ride a bike	 play football	 do karate

1. Ask and answer.

- Are you ten? — Are you from England?
- No, I'm not. — No, I'm not.
- Are you from India? — Super!
- Yes, I am.

2. Describe. Guess who it is.

- This is a boy. He has got three best friends. He wants to be a policeman. He likes playing football.
- Is this Artem?
- Yes! You're right!

3. Talk with a friend. Ask and answer.

1. Where's Hao from?
2. Does he live in a village?
3. How old is he?
4. How many friends has he got?
5. What does he want to be?
6. What's his favourite activity?

Let's Sing!

1. Listen and sing.

Friends

I don't walk alone.
I don't walk alone.
I have my friends.
I don't play alone.
I don't play alone.
I have my friends.



All my friends can walk with me.
All my friends can play with me.



2. Look and sing again.




Project

1. Make a poster "It's Me!".

1. Make riddles about you.
2. Guess the answers.

2. Present your poster to the class.



1. Listen and repeat.




bell



ring



inside




hurry up

2. Listen and read.

1

The bell is ringing.



2

Our lesson is about to start.



3

Let's go inside.



4

Hurry up.



3. Listen and repeat. Read.

Good morning, class!
Let's start our lesson.
Sit down, please.
Listen and look.
Please, boys and girls,

Open your books.
Look at the poster.
Let's count. Great!
Open your exercise books.
Write down the date.

4. Talk with a friend.

- Hello. Nice to meet you.
- Hi. Nice to meet you, too.



1. Listen, point and repeat.



Look. It's my classroom.
 It's cosy and clean.
 The bookcase is yellow.
 The desks are green.
 The blackboard, the bookshelf,
 The table, the door,
 The maps, the computer,
 The vase on the floor.

2. Listen and read. Change the highlighted words and practise with a friend.

- Good morning, everyone. 😊 😐
- Good morning, teacher! 😊 😐
- How are you today? 😞 😄
- We are **fine**, thank you.
- I'm **happy** to hear that. It's great to see you again.
- May I open the window?
- Certainly. It's very hot in the classroom today.

3. Grammar Focus.

May

May I come in? — Yes, you **may**.
May I open the window? — Certainly.

4. Talk with a friend.


- May I open the door?
- Yes, you may.




1. Listen and repeat.



2. Listen and read. Talk with a teacher.



3. Listen and match.



4. Work in groups. Play a game "School Things".

Say what you've got in your schoolbag.



1. Listen and repeat.

MON TUE	Maths	English	Ukrainian	PE	IT
	Music	Health Basics	Crafts	Science	Art

2. Listen and read.

What's your favourite subject?

I like English very much.



I really like science. It's so interesting. What about you?

Break time is over. Let's go back into the classroom.

3. Grammar Focus.

Present Simple

+	-	?	
I/we/you/they like music.	I/we/you/they don't like maths.	Do I/you/we/they like English?	Yes, we do . No, we don't .
He/she/it likes music.	He/she/it doesn't like maths.	Does he/she/it like English?	Yes, he does . No, he doesn't .

4. Read and choose the correct word.

1. What's your favourite subject? — I really *like* / *likes* health basics. It's so interesting.
2. We *don't* / *doesn't* like science. It's so boring. And what about you?
3. Andy *don't* / *doesn't* like music. He really *like* / *likes* PE.
4. *Do* / *Does* you like art? — Of course, I *do* / *does*. It's so exciting.

5. Talk with a friend.

- I like IT. It's so interesting. And what about you?
- I like...



1. Listen and repeat.



break



keep clean



text



lose



throw rubbish

2. Listen and read.

OUR SCHOOL RULES

We walk at school.	We never run .
We look after our things.	We don't break or lose our things.
We are friendly with classmates.	We are never rude.
We keep our classroom clean.	We don't throw rubbish.
We come to school on time.	We are never late for school.
We use smartphones after classes.	We don't text in class.

3. Listen and repeat.




noise



pick up



drop



be quiet

4. Listen and read. Change the highlighted word and talk with a friend.



- Please, be quiet.
- I'm sorry, I dropped my pencil case.
- It's OK. Please, pick it up.




5. Ask your parents about rules in their schools. Compare them with your school rules. Present the results to your classmates.

At my parents' school they
At our school we



Listening

1. Listen and repeat.



schoolyard



cafeteria



have a snack



smell

2. Listen and choose the correct picture.



a



b



c



d

3. Listen again. Mark the sentences true (T) or false (F).

1. Ben and Meg are in the schoolyard.
2. Mia and her friends are hungry.
3. Andy likes spaghetti for lunch.
4. Vlad and Zoriana want to have dinner after school.



Reading



1. Listen and read.

Happy
Children's
Day!



Dear Amala,

Today is November, 17. It's Children's Day in our school. All the kids are happy.

On this day we don't have lessons in our classrooms. We go to the playground.

Do the teachers give us tests on this day? No, we usually listen to the stories or watch films.

There is also a special assembly¹ for children. After the assembly there are funny shows.

On this day we wear colourful clothes. We dance, sing and play games. We have fun all day long.

Do you have Children's Day at your school?

Write me soon.

Tom

2. Read exercise 1 again and put the pictures in the logical order.



3. Read again and complete the sentences.

They have lessons in the _____. They like to listen to the _____ and watch _____. There is a special _____ for kids.

There are funny _____. The kids wear colourful _____. They have _____ all day.



4. Correct the sentences. Write.

- Children's Day is in winter.
- The children have lessons in the classroom.
- They write letters in the lessons.
- On Children's Day they wear uniforms.

¹ special assembly — особливе зібрання



Writing

Complete the letter with the missing words.

New message
— □ ×


To

Subject

playground
classroom
T-shirt

show
school
happy

Hi Antony,
How are you?
I'm _____ because it's Children's Day today. We don't have lessons in the _____. We listen to the stories in the _____ and watch a funny _____ in the school hall.
I like this day because I can wear my favourite pink _____ and green jeans.
What holidays do you have in your _____?
Love,
Mia



Send
✍️ 😊 🗑️ | ▾

Speaking

Read and match. Ask questions and give answers.

1	What's your teacher's name?	A	Science.
2	What's your favourite lesson?	B	A lunchbox and a pencil case.
3	What is there on your desk?	C	Miss Mellory.
4	What have you got in your bag?	D	Play games.
5	Where do you have lunch?	E	In the cafeteria.
6	What do you do in the school playground?	F	Children's Day.
7	What do you do in the PE lessons?	G	The scissors and a flash drive.
8	What day is special in your school?	H	Run and jump.



Lesson 10

School Life

Let's Sing!



1. Listen and sing.

School, school,
I go to school.
School, school,
I go to school.

School, school,
I go to school.
School, school,
I go to school.



I read at school,
I write at school,
I play at school.
It's so cool.

I've got my pen,
I've got my book,
I've got my favourite notebook.
If I don't take my things today,
I cannot read, and write, and
count, and learn, and play.

I count and laugh,
I learn and play,
I go to school
Every day.

2. Say what you do at school every day.



Project



1. Work in groups. Make a poster "School Timetable".

1. Write the days of the week and the names of your lessons.
2. Colour, cut out and glue.


2. Present your poster to other groups.



1. Listen and repeat.



build



floor


ground floor

first floor

2. Listen and read.

1

Look, this is my new house.



So big and nice!


2

Yes. We built it last year.



3

There are four on the ground floor and six on the first floor.



4

On Sunday, I think.



How many rooms are there?

When can we see it?

3. Listen again and correct the false sentences.

1. The boy lives in his old house.
2. His parents built the house last week.
3. There are three floors in the house.
4. The children were in the boy's house yesterday.

4. Talk with a friend. Use the words from the box.

old / new

nice / ugly

big / small

tidy / messy

— Do you live in a(n) _____ house?

— No, my house is _____.



Lesson 2

My Home

1. Listen and repeat. Look and say.



cottage



hut



villa



block of flats



skyscraper

They live in a new cottage.

2. Grammar Focus.

Numerals

one — **the first**

two — **the second**

three — **the third**

four — **the fourth**

five — **the fifth**

six — **the sixth**

seven — **the seventh**

eight — **the eighth**

nine — **the ninth**

ten — **the tenth**



castle

3. Look. Ask and answer.

What floor does Ann live on? — She lives on the fourth floor.



4. Match. Fill in the missing words.

1. Sheila lives in a nice _____ on the beach.

2. You can see much grass around his _____.

3. The king built this _____ many years ago.

4. Ben's grandmother lived in a _____ near the forest.



a



b



c



d





1. Listen and act out.



Ben: Have you got a room **of your own**?

Meg: Yes, I have, but it's not very big. It's small and tidy. There's only a bed and a chair in it. Have you got a room of your own?

Ben: No, I haven't. I **share** a room with my sister.

2. Ask your classmates and fill in the table.

	shares the room	doesn't share the room	a big room	a small room	a tidy room	a messy room
Ben	✓					
Meg		✓		✓	✓	

3. Say how many rooms you have got. Name them.

I've got three rooms in my flat / house.

I've got a bathroom in my flat / house.

4. Grammar Focus.

There is. There are

There is a bedroom in my flat.

There are two bedrooms in my house.

There is no sitting room in my flat.

There are no halls in my house.


5. Help Candy tell the story about her house. Fill in *is* or *are*.

- There _____ two bedrooms in the house.
- There _____ three doors in the hall.
- There _____ no windows in the hall.
- There _____ a kitchen in the house.
- There _____ a sitting room in the house.
- There _____ a big bathroom in the house.
- There _____ a lot of windows in the house.





1. Listen and repeat.



2. Look and say Yes or No.

1. There are two basements and an attic in the house.
2. The stairs lead to the chimney.
3. There's a car in the driveway.
4. The garage door is open.
5. There's a long fence behind the house.
6. There's no chimney on the roof.

3. Read and put the parts of the text in order.

There is also a big garden and a yard in front of the house. I like our house very much.

b

We live in a house. Our house is big. There are two floors in it. There are six rooms in our house. There is a sitting room, two bedrooms and a big hall on the ground floor. There are children's rooms and my father's study on the first floor.

a

c

My room is on the first floor. I have got two big windows in it. My room is big and light. There is a bed, a desk, a chair and two bookshelves in my room.

d

In the evening our family likes to play games and watch TV in the sitting room.

4. Talk with a friend. Retell the text.





1. Look at the Wilsons' sitting room. Listen and find the things in it.



- fireplace cushion clock carpet
 sofa photo plant shelf

2. Your friend didn't visit the Wilsons. Tell him / her about their sitting room.

There's a _____ in their sitting room.

There are _____ in their sitting room.

3. Grammar Focus.

Is there? Are there?

Is there a piano in your house? —

Yes, there is. / **No, there isn't.**

Are there any books in your sitting room? —

Yes, there are. / **No, there aren't.**

4. Work in pairs. Make a list of things in your sitting room. Let your friend guess what you have got in it.




Sofa, lamp, TV,
plants...



Listening

1. Look and say.

The robot is in front of the chair. — Picture 1.



in front of
opposite
behind
next to
on



2. Listen and fill in the missing words.

My Bedroom



My bedroom is opposite my _____ room. It's very big. I've got a comfortable _____ and I've also got a nice _____. The desk is in front of the _____ so I do my homework there. There are three long _____ next to my desk. I put my books on them. There are some great _____ of my favourite pop singers and film stars on the walls.

It's a really nice bedroom, but I don't like the _____ on the floor. It's pink and I hate pink!

desk posters parents' window bed carpet shelves

3. Read. Choose the correct answer.

1. The bedroom isn't *small* / *big*.
2. There is a *bed* / *shelves* in the room.
3. The desk is *next to* / *in front of* the window.
4. There are many *toys* / *books* on the shelves.
5. There are *posters* / *pictures* on the walls.
6. The pink carpet is on the *floor* / *wall*.



4. Play a guessing game.

- Where's your dog?
- It's opposite the house.





1. Listen and read. Choose the title.

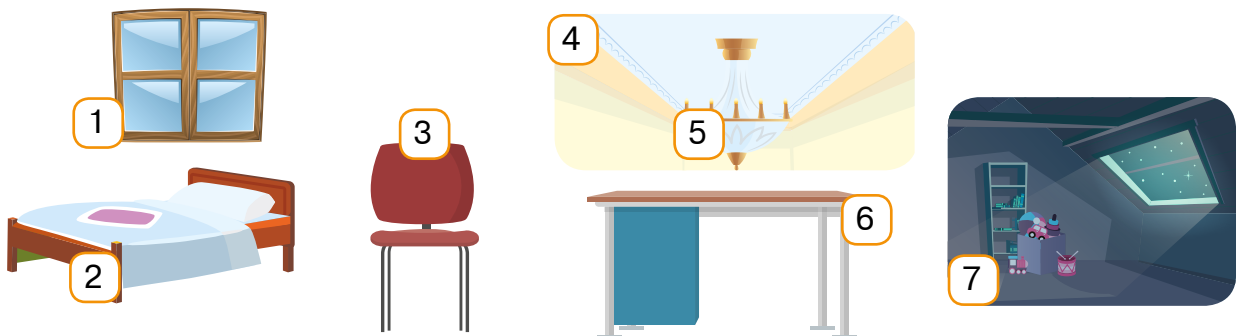
- a) A House in the Village
- b) An Unusual House
- c) A Big House



Every day hundreds of people come to see this strange house in Bukovel. What's unusual about it? It's upside down! The first room you come to is the attic. When you go upstairs, you can see tables, chairs and beds on the ceiling. When you look down, you see lights that come up from the floor.

In winter, spring, summer and autumn this house is open for people. Tourists take unusual pictures there and share with friends and family on the Internet.

2. Name the pictures. Use the words from the text.



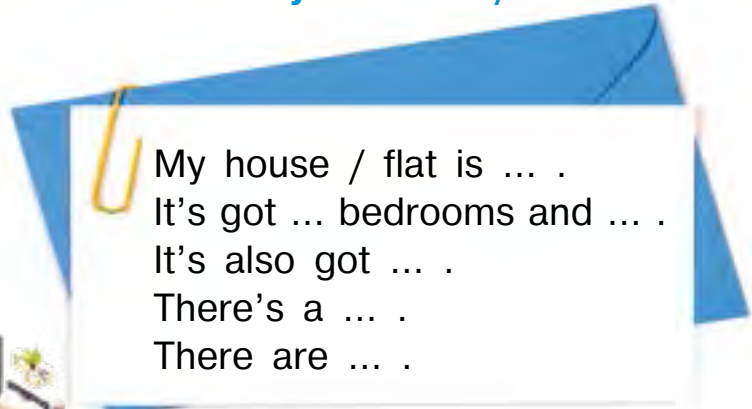
3. Read the text from exercise 1 again. Mark the sentences true (T) or false (F).

- 1. People like to visit this place.....
- 2. Tourists cannot see this house in winter.
- 3. There are no windows in this house.....
- 4. Tourists can live in the house.....
- 5. There are many lights on the ceiling.....



Writing

Write a letter to your friend. Describe your house / flat.



My house / flat is
It's got ... bedrooms and
It's also got
There's a
There are



Speaking

Ask and answer with a friend.



How big is your house?

What is there in your room?

Do you share a room with your sister or brother?

Do your friends often come to see you?

Is there a fireplace in your house?

Have you got a garden?

Do you live in a house / in a flat?

What do you like to do in your room?



HOUSES SPINNER GAME



1. Cut a small arrow from paper.
2. Stick it on the spinner.
3. Spin it and say the word quickly.

Let's Sing!




1. Listen and sing.

I need a new house.
I need a new house.
I need a new house
That's what I need.

Is there a kitchen?
Is there a kitchen?
Is there a big kitchen?
Tell me, please.

Is there a ... ?

*Do you like this house?
Do you like this house?
Do you like this house?
Tell me, please.*



Oh, how I like this house.
Oh, how I like this house.
Oh, how I like this house.
This house is surely right for me.

2. Describe the house in the picture of exercise 1.



Project



1. Work in groups. Make an origami house.

1. Say:

- ♦ how many rooms there are in your house;
- ♦ what these rooms are;
- ♦ what we can see in each room.

2. Display your origami house in the classroom.



 1. Listen and repeat.



train



win



prize



gym



competition

 2. Listen and read.

1

You know, I'm training for the competition.



Andy! Stop, please! Why are you running so quickly?

2

Do you want to win the first prize?



Of course, I do. Join me.

3



Where do you usually train?

In the gym and in the park.

4

Bye! See you!



Wonderful! Let's meet tomorrow at 7 o'clock in the morning.

3. Choose the correct answer.

1. Andy is *running* / *jumping*.
2. The kids are *sleeping* / *talking*.
3. Andy wants to win the first *prize* / *present*.
4. Andy usually trains in the *morning* / *afternoon*.

4. Talk with a friend.

1. Do you do exercises every morning?
2. Do you train in the school gym?



1. Listen and repeat.



football



volleyball



basketball



table tennis



badminton

2. Grammar Focus.

Present Continuous

I **am** / I'm skating.
 He **is** / He's skating.
 She **is** / She's skating.
 It **is** / It's skating.
 We **are** / We're skating.
 You **are** / You're skating.
 They **are** / They're skating.

I'm **not** skiing.
 He/she/it **isn't** skiing.
 We/you/they **aren't** skiing.

Am I skating?
Is he/she/it skiing?
Are we/you/they skating or skiing?

3. Listen and answer the questions.


1. Who is skipping?
2. Who is playing table tennis?
3. Who is running with a ball?
4. Who is throwing a ball into the basket?

4. Look, say and write.

1. The boys aren't playing basketball.
They're playing football.




1



2



3




4



5



1. Listen and repeat.



2. Ask questions. Write.

1. *Is he wearing a nice tracksuit?* — Yes, he is wearing a nice tracksuit.
2. Yes. He is wearing sneakers.
3. No. She isn't talking to her coach.
4. Yes. He is scoring a goal.
5. No. They aren't kicking a ball.
6. Yes. They are clapping their hands.

3. Read, look and say.


jeans
tracksuit

Bob is wearing jeans.
He isn't wearing a tracksuit.



bicycles
horses

The men are riding _____.
The men aren't _____.



football
badminton

The girl is playing _____.
She _____.



in the gym
in the park

The boy _____.
He _____.



4. Make and write true sentences.

1. I / wear / pink socks / now
2. I / use / a blue pen / now
3. I / wear / glasses / now
4. I / sit / by the door / now
5. I / play / volleyball / now

1. Read and compare.

every day	now
She plays volleyball every day .	She is playing volleyball now.
Do they run quickly?	Are they running quickly?
He doesn't wear T-shirts.	He isn't wearing a T-shirt now.

2. Look, say and write.



now



every Saturday



at the moment



often

3. Choose the correct answer.

1. Nazar *runs / is running* every morning. He *plays / is playing* with his dog now.
2. Pete *plays / is playing* tennis every Saturday. Now he *plays / is playing* football.
3. Mary and Ann *play / are playing* basketball every Sunday. They *play / are playing* tennis now.
4. Candy *skates / is skating* every winter. She *skis / is skiing* now.

4. Work in pairs. Find five differences.



A



B


In picture A the girl is skipping. In picture B the boy is skipping.





1. Listen and repeat. Change the highlighted word and talk with a friend.

Come on, kids!
Stand in line!
Move up quickly.
It's Sports Day time!
Stretch high, stretch wide.
Bend left, bend right.
It's time to **run**.
It's time to have fun.
On your marks! Get! Set! Go!



2. Grammar Focus.

Adverbs

nice — **nicely**
quick — **quickly**

angry — **angrily**
easy — **easily**

3. Read and match.



1. They are running quickly.
2. They are shouting angrily.

3. They are playing badly.
4. They are smiling happily.

4. Work in groups. Match and say.

Are you walking slowly? — Yes, I am.

say hello

clap your hands

close your book

stand up and sit down

dance

ask for a pencil



quickly

slowly

quietly

funnily

nicely

angrily

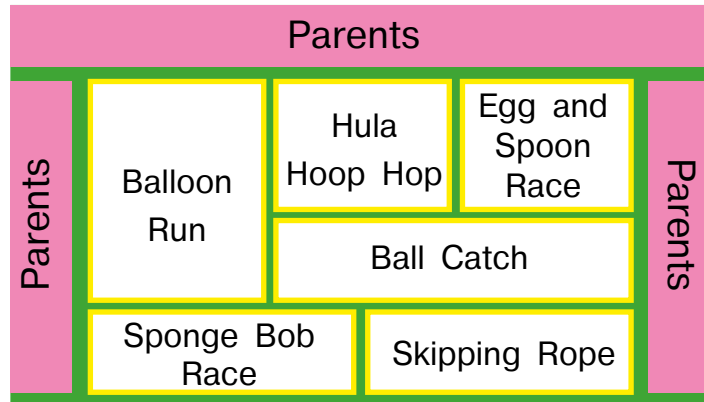




1. Listen and read.

Sports Day at Fielding Primary School

9:10	Balloon Run
9:30	Ball Catch
10:00	Hula Hoop Hop
10:30	Break
11:00	Egg and Spoon Race
11:20	Skipping Rope
11:40	SpongeBob Race
12:00	Lunch



2. Read and match.



1. We are skipping five times.
2. We are hopping from one hoop to another.
3. Look, we are running with buckets of water.
4. Look, we are running with balloons.
5. We are carrying an egg in a spoon.
6. We are kicking the ball as long as we can.



3. Read and name the winners. Write.

Welcome the winners of Hula Hoop Hop!
 Zoriana is getting the first prize!
 Amala is getting the second prize!
 Vlad is getting the third prize!
 Good for you!




4. Speak about the Sports Day in your school.



1. Listen and repeat.



cough



sneeze



temperature



runny nose

2. Listen and read. Choose the correct picture.



a




b

— Mum, can I stay at home today? I'm coughing and sneezing and I've got a runny nose.

— Hmm. Your head is hot. I think you've got a temperature. Please, go to bed.

3. Look and say. Use the words from the box.

toothache stomachache earache headache



1



2



3



4

He's got _____. She's got _____.

4. Work in pairs. Mime an illness. Guess what's wrong with your friend.

- You've got a temperature.
- No, I haven't.
- You've got a headache.
- That's right.



Listening

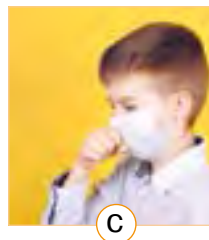

1. Listen and match.



2. Tick (✓) the things you do every day. Speak about your healthy habits.

wash hands		play football	
take a bath		brush hair	
wear clean clothes		eat healthy food	
wash carpets		play outside	
brush teeth		watch TV	
read a book		listen to music	

3. Read and match.



1. Cover coughs and sneezes.
2. Eat healthy food.
3. Wash your hands regularly.
4. Don't share personal things.

4. Ask your parents about their healthy habits. Use the table of exercise 2. Get ready to tell your classmates about your family's healthy habits.



Reading

1. Listen and repeat.



baseball



cricket



bat



team

2. Listen and read. Choose the correct picture.



a



b



c



d

1. My name's Alice. I live in the USA. Baseball is our favourite sport. It's a bat and ball sport. A match is between two teams. There are nine players in each team. Baseball games are great!
2. I'm Mike. I'm from the UK and I like cricket. Cricket is a very popular sport in the UK. There are eleven players in a team. Two teams play in a match. People play cricket with a ball and a bat. Cricket is my favourite sport!

3. Read and complete the sentences.

1. People in the USA play _____.
2. There are _____ players in a baseball team.
3. They play baseball with a _____ and a _____.
4. Cricket is a popular sport in _____.
5. There are _____ players in a cricket team.
6. Two _____ play in a match.

4. Answer the questions.

1. What is your favourite sport?
2. What games do you like to play?



Writing

Write about your favourite sport.

My favourite sport is _____.

It's great!

You need _____.

There are _____ teams

and there are _____ players in each team.

The players move very quickly.

I like _____ because it's _____.

It's a good exercise and it's lots of fun.



Speaking

Say what you usually do in the morning and in the evening to be healthy and strong.

Morning



Evening



make bed



ride a bike



take a shower



eat dinner




get dressed



take a bath



eat breakfast



brush teeth



brush teeth



read a book



brush hair



go to bed



Let's Play

Find and circle the words in the word search. Label the pictures.

SPORT GAME

q	e	r	t	y	u	h	b	a	l	d
g	c	r	i	c	k	e	t	l	f	b
h	s	d	h	j	k	l	a	n	h	a
j	k	l	f	g	h	b	j	k	l	s
b	a	s	k	e	t	b	a	l	l	e
e	t	d	k	o	m	a	q	e	s	b
t	y	u	o	i	j	k	l	d	f	a
l	b	f	h	j	k	l	m	w	r	l
v	o	l	l	e	y	b	a	l	l	l
t	a	b	l	e	t	e	n	n	i	s
x	b	a	d	m	i	n	t	o	n	d

basketball	football
table tennis	volleyball
badminton	baseball
cricket	

Let's Sing!




1. Listen and sing.

Let's move! We're big and small.
 Let's move! We're short and tall.
 Let's move! We're fast and slow.
 Let's move! Let's move! Let's move!

There's a sport for every sort.
 What do we like? What do we like?
 We like baseball, football and swimming,
 We like going for a hike.

We don't want to compete
 And always be number one.
 We want to stay healthy and fit,
 And have a lot of fun.



2. Say what sport you like.



Project




1. Make a sports poster.

1. Choose a sport.
2. Draw and write about the sport.
3. Make a sports poster.

2. Present your poster to your classmates.



My favourite sport is basketball. There are two teams. There are five players in a team. There is a coach. The players throw a ball into the basket.



 1. Listen and repeat.

hearts
and stars




balls and
garlands

 2. Listen and read.



- What are you doing, Amala?
- I'm making a postcard for my friend.
- Oh, really? How are you making it?
- Look, I'm drawing a Christmas Tree with crayons, cutting it and sticking it to the postcard.

3. Look and read.



Dear Emily,
Merry Christmas!
May all your dreams come
true at Christmas!
Amala

Dear Vlad,
Happy New Year and
Merry Christmas!
Amala

Dear Kelly,
Have a good time at Christmas!
Amala

Dear Lucas,
I wish you a Merry Christmas!
Amala

4. Complete the sentences. Talk with a friend.

1. There is ... on the card to Vlad.
2. There is ... on the card to Lucas.
3. There are ... on the card to Emily.
4. There are ... on the card to Kelly.

Christmas stocking
balls and garlands
Santa Claus
hearts and stars



Lesson 2

New Year and Christmas

Listening



1. Listen and repeat.



busy



handmade



send



remember



2. Listen. Then read and choose the answer.

1. Emily usually puts ... on the fireplace before Christmas.

A



B



C



2. Vlad always decorates his Christmas tree with

A



B

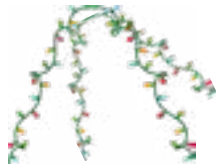


C



3. Polina likes to have ... in her room on Christmas Day.

A



B



C



4. Lucas often decorates his room with pictures of

A



B



C



3. Work in groups. Prepare greeting cards from different places.



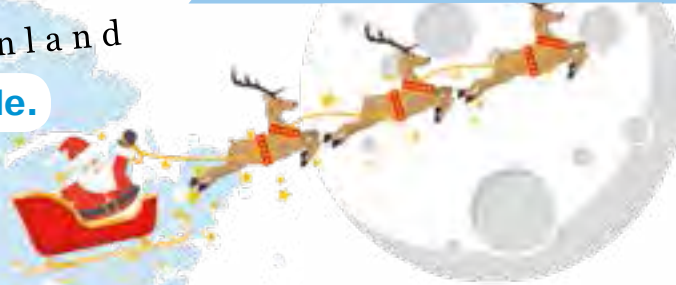
Reading



1. Listen and read. Choose the title.

- a) Santa and His Reindeer
- b) My Christmas Presents
- c) Where Does Santa Live?

Greenland



People in many countries believe that Santa Claus lives in Lapland, Finland. It is a magical land full of elves, reindeer and presents. Lapland is a good home for Santa Claus because it's cold, and full of snow all year round.

People from Norway say that Santa Claus really lives in Drobak, a town in Norway. Each year hundreds of tourists visit the Christmas House and Santa's Post Office. In November and December, the walls are full of letters and cards from children.

The people from Denmark say that Santa has a home in Greenland, and each year the children write letters to send to his secret address.



2. Read and choose the correct answer.

1. *Finland / Lapland* is the land of reindeer.
2. Santa's Post Office is full of *letters / kids*.
3. People say that Santa *lives / plays* in Greenland.

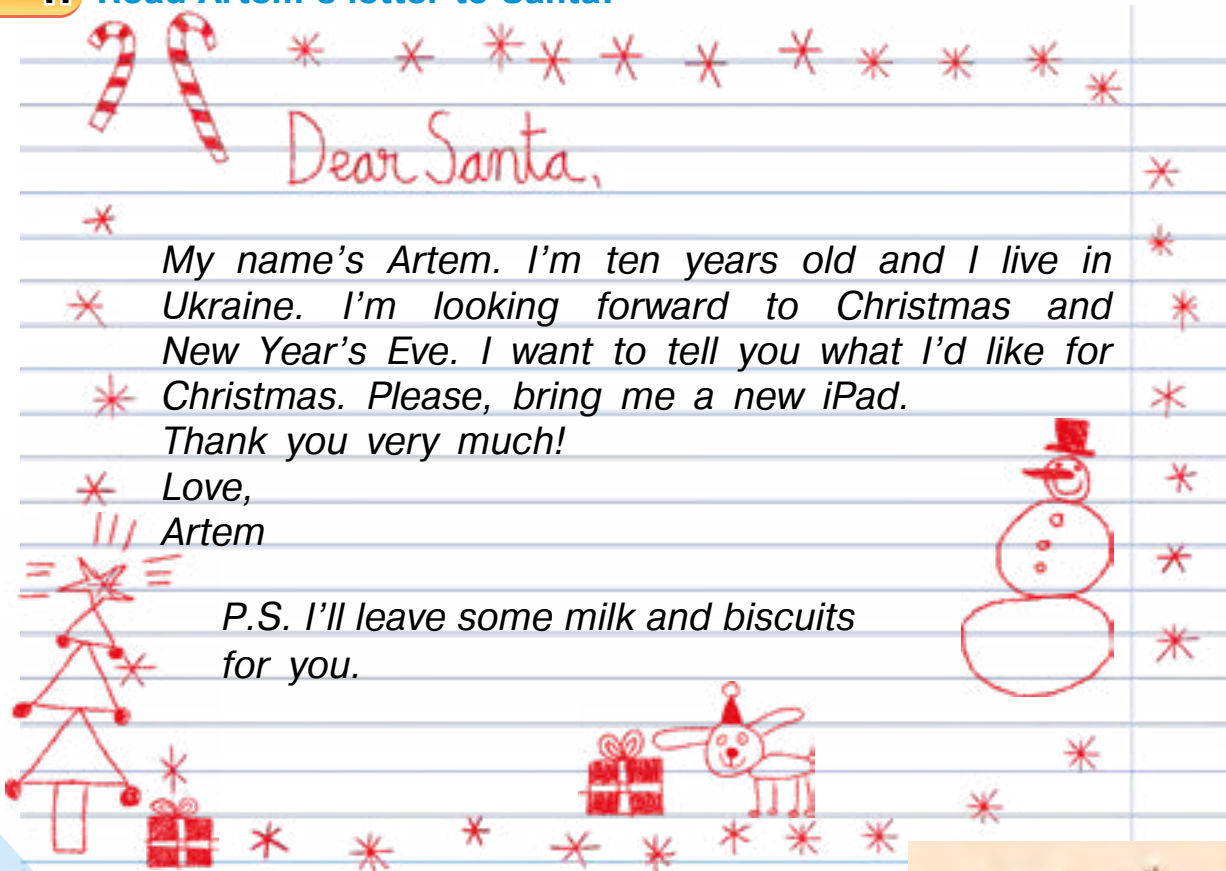
3. Where is it? Read and put a tick (✓).

	Lapland, Finland	Drobak, Norway	Greenland
Santa has a secret address in this country.			
This is a magical land full of elves.			
There is Santa's Post Office in this place.			
The walls are full of letters and cards from children.			



Writing

1. Read Artem's letter to Santa.



Dear Santa,

My name's Artem. I'm ten years old and I live in Ukraine. I'm looking forward to Christmas and New Year's Eve. I want to tell you what I'd like for Christmas. Please, bring me a new iPad. Thank you very much!

Love,
Artem

P.S. I'll leave some milk and biscuits for you.

2. Write your letter to Santa Claus.

Speaking


Work in pairs. Ask and answer.

1. Do you decorate your house at Christmas?
2. What are your favourite decorations?
3. Do you send letters to your friends and relatives?
4. What places do you usually send your greetings to?
5. Do you get many postcards and letters at New Year / Christmas?
6. Who usually greets you?



Let's Play

1. Look and spot the differences.



	Picture A	Picture B
1. How many balls?		
2. How many garlands?		
3. How many stockings?		
4. How many girls?		
5. How many boys?		
6. How many presents?		

2. Look and say.

In picture A the girl is In picture B the boy is

3. Which picture is it?

In this picture there are

Project

1. Work in groups. Make a Christmas card.

1. Draw.
2. Cut out.
3. Glue.
4. Decorate.
5. Write.



2. Present your cards to other groups.



Lesson 6

New Year and Christmas

Let's Sing!



1. Listen and sing.

Happy Holidays!

Hello, reindeer!
Hello, Snowman!
Hello, Santa!
Happy holidays!



One, two, three,
Four, five, six,
Seven, eight, nine, ten!
Merry Christmas, everyone!
Let's sing it once again.

Hello, Elly!
Hello, Tom!
Hello, Zoriana and Vlad!
Happy holidays!

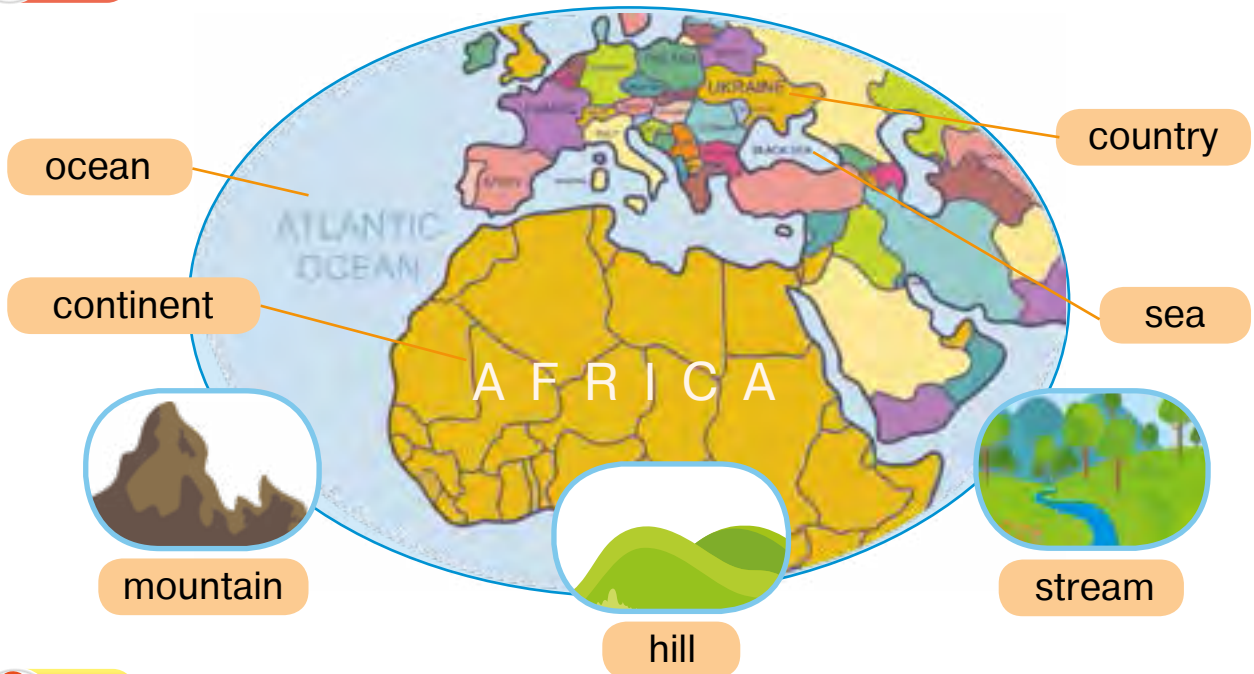


Eighteen, seventeen, sixteen,
Fifteen, fourteen, thirteen,
Twelve, eleven, ten!

Merry Christmas, everyone!
Let's sing it once again.



1. Listen and repeat.



2. Listen and read.




Look at the map, kids. This is our planet Earth. There are six continents. There are many countries. Above seven billion people live on the Earth. There are oceans and seas, mountains and hills, rivers and lakes.

The world is so big that when it is morning in one country, it is evening in another. Our country is in Europe. It is the most beautiful in the world.

3. Complete the sentences.

- That's not a river. It's a _____.
- That's not a mountain. It's a _____.
- That's not a sea. It's an _____.



 **1. Listen, say and point.**



wide



deep



high




low

2. Grammar Focus.

Comparatives

long — longer	high — higher
large — larger	wide — wider
big — bigger	hot — hotter
dry — drier	windy — windier



1. The mountain is **higher than** the hill.
2. The ocean is **bigger than** the lake.
3. The river is **longer than** the stream.

 **3. Listen and repeat. Complete the sentences.**

Rivers

Dnieper 2,201 m

Dniester 1,362 m

Mountains

Hoverla 2,061 m

Chorna 2,022 m



1. The Dnieper River is ____ (long) than the Dniester River.
2. Hoverla is ____ (high) than Chorna.

4. Look and say.

1. The snake is longer (long) than the lizard.
2. The lizard is ____ (short) than the snake.
3. The cat is ____ (big) than the mouse.
4. The mouse is ____ (small) than the cat.





1. Listen, look and compare.



	How big is it?	How warm is it?	How deep is it?
Pacific Ocean	155 000 000 km ²	21°C	11,022 m
Atlantic Ocean	76 000 000 km ²	20°C	8,648 m
Indian Ocean	68 000 000 km ²	28°C	7,125 m
Arctic Ocean	14 000 000 km ²	0°C	5,450 m



2. Look and say. Write sentences.

- The Pacific Ocean / big / the Atlantic Ocean
The Pacific Ocean is bigger than the Atlantic Ocean.
- The Indian Ocean / small / the Pacific Ocean
- The Pacific Ocean / warm / the Atlantic Ocean
- The Arctic Ocean / cold / the Pacific Ocean
- The Indian Ocean / deep / the Arctic Ocean

3. Guess the riddles.

Which ocean is it?

- It is smaller than the Atlantic Ocean, but it is colder.
It's a(n) _____ Ocean.
- It is bigger and warmer than the Atlantic Ocean.
It's a(n) _____
- It's deeper and colder than the Indian Ocean.
It's _____

4. Talk with a friend. Make your own riddles.




1. Grammar Focus.

			Superlatives		
long	longer	the longest	high	higher	the highest
large	larger	the largest	wide	wider	the widest
big	bigger	the biggest	deep	deeper	the deepest
dry	drier	the driest	windy	windier	the windiest

2. Mark the sentences true (T) or false (F).


- The monkey is the smallest animal.
- The tiger is the biggest animal.
- The mouse is the fastest animal.
- The tiger is faster than the monkey.
- The mouse is bigger than the monkey.



3. Listen and repeat. Read.

The World Book of Records

Mountains	Waterfalls	Rivers
Mount Everest	Khone Falls	The River Nile
8,848 metres high	10.7 km wide	6,695 kilometres long
Nepal	Laos	Central Africa



4. Listen and read.

- Everest is the highest mountain in the world. It's in Nepal.
- The longest river is in Central Africa. It's the Nile River.
- Khone Falls are the widest waterfalls in the world. They're in Laos.

5. Ask and answer.

- What's the longest river in the world? — It's the Nile.
Where is it? — In Central Africa.
- What's the highest mountain in the world?
Where is it?
- What are the widest waterfalls in the world?
Where are they?



1. Listen and repeat.
Read.



keep clean



save the planet



pollute water



recycle

Our planet Earth is amazing! Seas and oceans, forests and mountains are home to around 8.7 million species of plants and animals. People pollute water and kill animals. Help keep the planet clean and healthy. Pick up litter. Recycle water bottles, paper and glass. Save the planet! Make our world a happy home! Become a planet Hero!



pick up litter

2. Listen and read. Match.



a



a



b

① water the plants

② plant a tree

③ make a bird house

3. Listen, read and complete.

garden tree school watering bird house flowers



- The children are in the _____ garden.
- The boys are planting a _____.
- Mia and Candy are _____ the plants.
- Helen, Annie and Mary are planting the _____ with Miss Mellory.
- Tim and Mike are making a _____.
- They are cleaning the school _____.



Listening

1. Listen and repeat.



jungle



orangutan



coconut



ranger

thick

tall

2. Listen and choose the correct answer.

1. The jungle is a thick

- A forest
- B tree
- C flower

2. What season is in the jungle?

- A autumn
- B summer
- C spring

3. This is a school for

- A teachers
- B rangers
- C orangutans

4. The animals are ... now.

- A running
- B sleeping
- C climbing



5. They are eating

- A bananas
- B apples
- C coconuts

6. Who is giving them food?

- A The kids
- B The vets
- C The rangers

3. Listen again and give the correct answers. Write.



Name of the park	
Place	
Weather	
Season	
The number of animals	
Activities	
Food	



 1. Listen and repeat.

travel



sail



climb



island

 2. Listen and read.

Travel Around Australia!

Welcome to Australia, the smallest continent in the world.

Visit Australia Zoo and see koalas and kangaroos, crocodiles and snakes. Take photos with the emu, the biggest bird in Australia.

Sail down the river Murray, the longest river in Australia.

Climb Mount Kostiusko, the highest mountain in Australia!

Visit Sydney, the biggest city in Australia.



3. Choose the correct word.

1. We are *climbing* / *sailing* down the river.
2. They are *visiting* / *travelling* the city.
3. He is *taking photos* / *climbing* the hill.
4. She is *sailing* / *travelling* across the country.



Writing


1. Look and match.




a



b



c



d

1 the Dnieper River

2 the Snake Island

3 Hoverla

4 the Carpathian Mountains



2. Read and fill in. Use the words and word combinations from exercise 1. Write.

Welcome to _____, one of the biggest countries in Europe.

Travel across _____, the biggest mountains in Ukraine.

Climb _____, the highest mountain in the Ukrainian Carpathians!

Sail down _____, the longest river in Ukraine.


Take photos of the beautiful nature.

Visit _____, the largest in Ukraine.

TRAVEL TOURS

TRAVEL Around Ukraine!

BOOK NOW!



Travel Around Ukraine!

Speaking

Ask and answer. Work in small groups.

What's the biggest city in Ukraine?

What's the longest river in Ukraine?

What's the highest mountain in Ukraine?















What's the largest island in Ukraine?

What are the highest mountains in Ukraine?



Let's Play

Play a guessing game.

The fastest animal	a monkey 	a cheetah 	a leopard 
The biggest fruit	a watermelon 	grapes 	a lemon 
The tallest animal	a tiger 	an elephant 	a giraffe 
The slowest animal	a mouse 	a cat 	a tortoise 
The smallest country	The USA 	France 	Italy 
The fastest transport	a plane 	a train 	a bike 
The biggest ocean	Indian	Atlantic	Pacific
The smallest continent	Africa	Australia	Asia
The deepest lake	Lake Svitz 60 m	Lake Yalpuh 6 m	Lake Synevyr 8 m

Make a riddle. Guess.

1. This animal is faster than a monkey, but slower than a cheetah. — It's a leopard! — Well done.
2. This fruit is bigger than grapes, but smaller than a watermelon. — It's a _____.
3. What's the smallest continent? — Australia! — Super!

Let's Sing!



1. Listen and sing.

This is our world.
This is our Earth.
This is the planet
We live on.

This is our world.
This is our home.
This is the country
We come from.



This is our world.
This is our home.
This is the country
We come from.



2. Show on the map the place where you live.



Project



1. Work in groups. Make an animal fact file.

1. Choose an animal you like.
2. Search for interesting facts about the animal:
 - ♦ continent;
 - ♦ country;
 - ♦ food.
3. Make a poster.

2. Present your fact file to other groups.



1. Look and name the clothes in the shop. How many can you name?



2. Listen and read.

What colour?

1

Hello!

Hello, madam! Can I help you?

I would like to try a blouse and a skirt.

2

Red, please.

3

I'd like a smaller size.

Any problem?

4

Does it suit me?

It looks nice.

5

How much are the blouse and the skirt?

180 hryvnias.

6

Here you are.

Thank you. Goodbye!

3. Read again. Mark the sentences true (T) or false (F).

1. They are talking in the shop.
2. The woman wants a new T-shirt.
3. The skirt is bigger than the woman wants.
4. Red is the woman's favourite colour.
5. The woman buys nice clothes.



Lesson 2

Shops and Shopping



1. Listen and repeat.



bookshop



grocery



mall



market



pet shop



pharmacy

2. Complete the sentences with the names of the shops.

1. — I want a toy plane.
— Let's go to the _____.
2. — I want a bottle of orange juice.
— Let's go to the _____.
3. — I want some oranges and carrots.
— Let's go to the _____.
4. — I want a book.
— Let's go to the _____.
5. — I want some bread.
— Let's go to the _____.



3. Tick (✓) the correct box. Talk with a friend.

Where can we buy a guinea pig? — In the pet shop.

	market	pharmacy	grocery	pet shop
guinea pig				✓
boots				
shampoo				
bread				
presents				

4. Work in pairs. Arrange in order. Act out.

- Good afternoon.
- Thanks. How much is it?
- Can I help you?
- Good afternoon.
- I'm looking for Have you got this ... in blue?
- Yes. Here it is.
- It's





1. Listen and repeat.



customer



pack

shop assistant



trolley



shopping bag

2. Read and find the picture.



a



b



c



d

My name's Danylo. I live in Ohienko Street. Bulka is the most famous supermarket (1) in my street. I do shopping in Bulka every day. Mrs Ferents is a shop assistant (2) there. The woman always packs (3) the things I buy. She says I'm her most favourite customer (4).

3. Grammar Focus.

Comparatives and superlatives

famous — **more** famous —
the most famous
 favourite — **more** favourite —
the most favourite

good — **better** — **the best**
 bad — **worse** — **the worst**



4. Complete the questions. Answer and write.


- Are your shoes _____ (clean) than my shoes?
- Are you _____ (old) than me?
- Are boys _____ (good) at sports than girls?
- Are red dresses _____ (beautiful) than blue dresses?
- Is this shopping bag _____ (expensive) than that?

5. What are you wearing today? Talk with a friend.

- blouse / beautiful
I'm wearing the most beautiful blouse today.
- skirt / long
- coat / warm
- dress / colourful




1. Listen, repeat and match.



a



b



c



d



e

2 a packet of biscuits

5 a bottle of lemonade

1 a bag of rice

3 a box of chocolates

4 a carton of juice

2. Grammar Focus.

Some and any

There is some bread at home.	There are some apples on the table.
There isn't any bread at home.	There aren't any apples on the table.
Is there any bread at home?	Are there any apples on the table?

3. Choose the correct word.

- I've got *some* / *any* sandwiches in my lunchbox.
- There aren't *some* / *any* chocolates in the bag.
- There is *some* / *any* milk in the carton.
- Would you like *some* / *any* pizza?
- Is there *some* / *any* cheese?

4. Complete the dialogues with *some* or *any*. Act out.



- Mary, what would you like for breakfast?
— _____ porridge with milk.
— I am sorry. There isn't _____ milk today.
— Then, let's have a toast, _____ jam and a cup of tea.



- Is there _____ coffee?
— No, there isn't _____ coffee. There is _____ tea.
— Then give me _____ tea, please.





1. Listen and repeat.

pound



banknote



coin



dollar



euro



hryvnia

2. Choose the correct word.

1. How many *dollars* / *pounds* do you pay for a packet of biscuits in London?
2. People use *pounds* / *euros* in Poland.
3. They pay 20 *dollars* / *hryvnias* for a sandwich in Kyiv.
4. Larry's uncle has ten *dollars* / *pounds* from the USA.



3. Make questions and give answers. Write 6 sentences.

		Helen	Brian	Monika	Dave and Clyde	Cindy and Frank
1	pet shop / cat's food, 8 hryvnias	✓				✓
2	supermarket / rice, 10 dollars		✓	✓		
3	bookshop / 5 picture books, 43 pounds	✓			✓	
4	pharmacy / shampoo, 5 euros		✓		✓	
5	mall / a new jacket, 240 hryvnias			✓		✓

- Does Helen often go to a pet shop?
- Yes, she does.
- Does she buy any cat's food?
- Yes, she buys some every Saturday.
- How much is it?
- 8 hryvnias.




Lesson 6

Shops and Shopping

Listening

1. Listen and name the things in the picture.



2. Choose the correct answer.

1. Minty lives with a family *in Finland* / *in England*.
2. Minty goes shopping *every day* / *every Monday*.
3. Minty looks for the *fish* / *backpacks* in the market.
4. Minty eats *one* / *twelve* small fish.
5. Minty buys small fish for *an old woman* / *her family*.

3. Look, choose and complete the sentences.

Minty likes _____.

She takes _____.

She buys _____.

Minty's family _____.

- | | |
|----------|--------|
| fish | meat |
| backpack | thanks |
| bag | claps |
| fish | box |

4. Work in groups. Play a game "What's in Your Trolley?".



40 hrn



30 hrn



80 hrn



110 hrn

Do you buy ... ?

Yes, I do. / No, I don't.

How much is it?

It's ...

Have you got any ... in your trolley?

Yes, I have. / No, I haven't.



Reading



1. Listen and read.

Hi, I'm Katia. Here I am at the supermarket with my mum Ivanna. Mum loves supermarkets and I like them, too.

There are many different things there. I like grapes and orange juice. Mum likes apples and coke. For breakfast we like milk because it's very important for our bones! And you, do you like milk?

I like yoghurts. Mum also likes vegetables: cabbages and carrots. I don't like onions and mum doesn't like onions, either.

Do you like fish? I prefer fish to meat.

By the way, do you like shopping?
What do you like doing?



2. Choose the correct answer.

1. Where is Katia?

- A At home.
- B In the street.
- C In the shop.

2. What does Katia like?

- A Carrots and onions.
- B Orange juice and yoghurt.
- C Grapes and meat.

3. What does Ivanna like?

- A Yoghurt, apples and coke.
- B Apples and coke.
- C Coke, apples and onions.

4. Why do they drink milk?

- A It's important for bones.
- B It's tasty.
- C It's not expensive.

3. Ask your parents and teachers. Then report.















1. Do you like shopping?
2. Where do you like to shop?
3. What things do you like to buy?

- My parents like shopping. They like...
- My English teacher...



Writing

Mrs Wilkins is in her kitchen. She's making a shopping list. Complete the text.

I've got some _____ , but I haven't got any _____ . I've got some _____ . There are twenty _____ , two kilos of _____  but there isn't any tea. There's a lot of _____  but there isn't any _____ . There isn't any coffee and I haven't got any _____  but there's a lot of _____  and _____ . I also need some _____ , some _____ , a birthday _____  and some _____  for Candy's birthday.

Speaking

Complete the dialogue. Practise with a friend.

- Can I _____ you?
- Show me the _____, please.
- Here _____.
- I like the _____. How much _____?
- _____ hryvnias.
- Thank you. Bye.
- _____.



Shops and Shopping

Let's Play

Roll a dice.

Move and name the food you buy.

Say how much it costs.

<p>Lost your list. Miss a turn</p> 			<p>Met your friend. Miss a turn</p>			
	<p style="text-align: center; font-size: 2em; font-weight: bold; color: red;">LET'S GO SHOPPING!</p> 					
						
					<p>Dropped your list. Miss a turn</p>	
						
						
				<p>Forgot your purse. Play again</p>		

Let's Sing!



1. Listen and sing.

There are many shops in every town.
You can come and look around.
Let's go shopping in a mall.
Come and buy whatever you want.



T-shirts, blouses and hats,
Robots, blenders and pet cats.
Shopping, shopping in a mall.
These are the things I really want.



2. Say what things you like to buy.




Project



1. Make a shopping list.

1. Write a list of things you want to buy.
2. Draw.
3. Colour.
4. Cut out and glue.

2. Present your shopping list to your classmates.



1. Listen and repeat.



weekend



lemur



feeding time

2. Listen and read.

1

No, I wasn't. I was at the zoo.




Were you at home at the weekend?

Were you with your parents?

No, I was with my aunt and uncle.

2

That's a nice photo. We were in the lemur house.



Yes, they were.

Were they funny?

3




Was it cold in the lemur house?

No, it was warm and sunny.

4

Were you near the crocodiles?

Yes, we were.



Were they hungry?

Yes, it was feeding time.

3. Ask and answer.

1. Where were you last weekend?
2. Were you there with your friends?
3. Was the place interesting?
4. Was the day warm?



1. Listen and repeat.



street



parade



concert



fireworks

2. Listen and read.



festival

I live in Lviv, in Ukraine. Last month there was a festival in my city. There were many people in the streets. There was a parade and there was traditional Ukrainian music. There was a lot of food, but there wasn't any pizza or chips. There were only Ukrainian dishes. In the evening there was a concert and there were the fireworks, too!

The holiday was great! Why don't you come and stay with us next year?

3. Grammar Focus.

There was. There were

There was a parade.

There were many people in the streets.

There wasn't any pizza.

There weren't any chips.

Was there a concert in the evening?
— No, **there wasn't**.

Were there fireworks in the evening? — Yes, **there were**.

4. Choose the correct word.

1. There *was* / *were* lights in the streets.
2. There *was* / *were* a café in the city.
3. There *was* / *were* music in the café.
4. There *was* / *were* ice cream on the tables.
5. There *was* / *were* kids at the tables.

5. Ask your relatives about the festival in the place where you live. Then tell your classmates about it.



1. Listen and repeat.



the Natural History Museum



model of a dinosaur



guide



centre

escalator

2. Listen and read. Choose the title.

- a) My Favourite Museum
b) A School Trip
c) A Visit to the Museum

Last Tuesday our class didn't study at school. We visited the Natural History Museum. We didn't take a bus. We walked to the museum through the park. We listened to the guide. In the Blue Zone the guide talked about the dinosaurs. We stopped near the T-Rex model. It was very big! In the Red Zone we travelled to the centre of the Earth on the escalator. It was great! We liked the museum very much.

3. Grammar Focus.

Past Simple. Regular verbs

+ We **visited** a museum.

– We **didn't study** at school.

? **Did** you **walk** to the museum? —

Yes, we **did**.

? **Did** you **travel** alone? — No, we **didn't**.

look — **looked**

like — **liked**

study — **studied**

4. Read the text of exercise 2 again. Name the verbs in the Past Simple.

5. Correct the sentences. Write.

1. *They studied at school last Tuesday. — No, they didn't study at school. They visited a museum.*
2. They visited a zoo.
3. They walked along the river.
4. They listened to the teacher.



1. Listen and repeat.

Visit the Indoor Play Centre!



2. Listen and read.

Kid's Space

- Ball pools
- Mini go-carts
- Slides
- Magic Space café

Yesterday Zoriana, Oliver and Ellie went to the Kid's Space. They played in the ball pools, drove mini go-carts, zoomed down the slides. They had lunch in the Magic Space café.

They didn't play in the Jump House.

Did they walk through the labyrinth? — No, they didn't.

Did they have fun? — Yes, they did.

3. Grammar Focus.

Past Simple. Irregular verbs

go — went

drive — drove

have — had

4. Talk with a friend.

What indoor centres did you visit? What did you do there?




1. Listen and repeat.



outside party



inside party



weather

2. Listen and read. Match.

It was Mike's birthday last Monday. Mike was ten. His family wanted to organize an outside party for him, but the day was cloudy. Mike couldn't have an outside party on Monday. On Tuesday the weather was cold. There was no party on Wednesday, because it was rainy. What was the weather like on Thursday? — It was windy. Mike watched TV. Oh, no! The weather was cloudy and rainy at the weekend again. So, Mike invited his friends for the inside party on Saturday.



Monday

Tuesday

Wednesday

Thursday

Friday

Saturday

Sunday

3. Listen and repeat.

sing — sang
get — got

wear — wore
eat — ate

give — gave
drink — drank

4. Look and say what the kids did at Mike's party. Match.



1 give presents



2 sing a birthday song



3 drink lemonade



4 get party prizes



5 wear party hats



Listening



1. Listen and repeat.



eat noodles



make a wish



pull on the ears



blow out the candle



2. Listen and repeat. Look and read.

make — made

find — found

blow — blew

I **made** a wish and **blew** out the candles on my birthday cake.

Did you **find** a coin in the cake? — Yes, I **did**. I **was** happy.



3. Listen and tick (✓) the answer.

What country is the tradition from?	Ukraine	India	China	England	Argentina
pull on the ears					
give out chocolates					
blow out the candles					
bake a cake with coins					
eat noodles					
wear colourful clothes to school					

4. What do they do at their birthdays? Correct the sentences.

1. People from China eat rice.
2. Kids from India wear colourful clothes to school.
3. In England mothers bake a pie.
4. Ukrainian kids make their birthday cakes.

5. Talk with a friend.

Say what you usually do at the birthday party.



1. Read and label the pictures.

A Trip to Kyiv

by Artem Kovalenko



Last Sunday we went to Kyiv with my family. We had a lot of plans. **First**, we visited the Botanic Gardens. **Next**, we went on a boat trip along the Dnieper River. **Then**, we went on a tour of the Dynamo Football Stadium. **After that**, we went to the Globe Centre. I wanted to buy presents for my grandma and my grandpa. **Finally**, we went to the Burger Farm because I like hamburgers there.

2. Read again. Match the questions and the answers.

1	Where did they go?	A	Had dinner.
2	When did they go on a trip?	B	To buy presents.
3	How many places did they visit?	C	To Kyiv.
4	Why did they go to the Globe Centre?	D	A lot.
5	What did they do in the Burger Farm?	E	Last Sunday.

3. Work in pairs. Ask and answer.

Where did they go? – To Kyiv.



Writing

Read Artem's letter in lesson 7 again. Write about your trip.



Last _____ we went to _____ with my family. We had a lot of plans. First, we visited _____. Next, we went on a boat trip along the _____. Then, we went on a tour of the _____. After that, we went to the _____. I wanted to buy presents for my _____ and my _____. Finally, we went to _____ because I like _____ there.

Speaking













Speak about a trip with your family. Ask and answer the questions. Work in pairs.



When did you go on a trip?
Where were you?
What places did you visit?
What could you do there?
What did your family do?



Play a guessing game.

					
Annie	Pete	Sam	Helen	Olenka	Dmytro
Friday	Wednesday	Saturday	Sunday	Monday	Thursday
zoo	Museum of Toys	Burger Farm	boat trip	Magic Land indoor centre	football stadium
					
feed monkeys	see old toys	eat hamburgers	sail down the river	drive mini go-carts	play football

1. Guess who it is.

- He went there on Thursday. He played there.
- Is it Pete?
- No, it isn't.
- Is it Dmytro?
- Yes, it is. Well done!

2. Ask and answer.

- Where did Annie go?
- When did she go there?
- What did she do there?

3. Guess what place it is.

- Sam went there on Saturday. He ate hamburgers there.
- Is it Burger Farm? — Right.



Let's Sing!



1. Listen and sing.

On a sunny day I'm happy.
On a sunny day I smile.
I always play outside,
And look for butterflies.

On a rainy day I'm happy.
On a rainy day I smile.
I have an indoor party,
And play the game of "Crocodile".

On a windy day I'm happy.
On a windy day I smile.
I'm outside and my kite
Flies high in the sky.

On a snowy day I'm happy.
On a snowy day I smile.
Snowflakes fall on my window,
Fall and fall in a pile.



2. Say what you do in different weather.



Project



1. Work in groups. Make birthday invitation cards and party hats.

1. Write.
2. Draw.
3. Colour.
4. Cut out and glue.

2. Present your invitations and party hats to other groups.



1. Listen and repeat.




2. Talk with a friend.

Let's play a computer game.
 Let's go to the park.
 Let's play a board game.
 Let's watch a cartoon.
 Let's read a book.

- Good idea.
- No, thanks. It's cold.
-
-
-

3. Read and find the correct picture.

What book is it from?



- The boy's name is Harry. He likes magic. His friends always help him.
- Ariel lives in the sea. Her father is King Triton. Ariel doesn't like the sea life.
- A young boy lives with the family of wolves in the jungle. He is strong and brave.

4. Name two books you would like to read.



1. Listen and read.

1 The Good Dinosaur

Arlo is a good dinosaur. He is kind. Arlo meets a friend and gives him a name Spot. They help each other. In this story the dinosaurs never die out¹.



2 The Green Lanterns²

The Green Lanterns are brave and clever. They are the Space Police³. They have a magical lantern and a ring⁴. They fight Red Lanterns.



3 Batman

Batman is a superhero. Batman lives in the city of Gotham. He has got a car — “the Batmobile”, a motorcycle — “the Bat-Pod” and a special belt⁵. He’s quick.



4 Moana

Moana lives on the island in the Pacific Ocean. She saves the people of her island and becomes the chief⁶.



2. Read and help to choose the cartoon.

- Dan, 9 I like to watch cartoons about space heroes.
- Alice, 10 My favourite cartoons are about kind animals.
- Sally, 11 I live in a village in the mountains. I like to watch films about the life on the islands.

3. Read and guess the cartoon.

- My favourite cartoon is about a superhero who has a special belt. He helps people. He is brave.
- Last Friday my friend Pete and I watched a cartoon about two friends who lived on Earth many years ago.
- On Sunday we watched cartoons in the cinema. I liked how the space policemen saved people.

4. Talk with a friend about your favourite books and cartoons.

¹ die out — вимирати

² lantern — ліхтар

³ Space Police — Космічна поліція

⁴ ring — перстень

⁵ belt — пояс

⁶ chief — вождь





1. Listen and sing.

I love my mummy. Here's a kiss and a hug for you.
 I love my mummy. Thank you, mummy, for all you do.
 I love my mummy. Happy Mother's Day! Happy Mother's Day!
 Yes, I do. Happy Mother's Day! I love you.



2. Listen and read.

- a) Mother's Day
 b) Father's Day



It was night before Mother's Day. When mum went to bed, we quickly ran to the kitchen. We helped our dad to bake an apple pie.

We made fancy cards and wrote "We love you!" on them.

In the morning we hurried to hug and kiss our mum. Dad brought mum a big cup of coffee. There was a beautiful bouquet of flowers in the vase.

Mummy was happy!




3. Listen, look and read.

Dear Daddy,


I'm so glad you're my . I like when you take me

to the  and play with me. I love when you give

me  and kisses. I like when you read me  at

bedtime. I  you for all things you do for me every

day. You always make me feel so special!

I  you very, very much!





1. Listen and repeat.



Easter egg hunt

paint eggs

dye eggs

find — found

hide — hid



2. Listen and read.

Hey, Candy! Look what I got yesterday.



Wow! It's so interesting! Let's read this letter quickly!

Great! Let's look for Easter egg hunt clues.



Happy Easter!

I hid the eggs around your house. Do you think you can find them?

I'm sorry, the Easter Bunny Rules say that kids cannot watch me.

I hope you like your Easter basket. I filled it full of candies and little toys for you.

Please, have a wonderful Easter Sunday with your family.

Love,

The Easter Bunny



OK. I'm ready for our Easter fun.

On the marks! Here we go!



3. Ask and answer.

1. Do you like Easter?
2. Do you play Easter egg hunt with your friends?



Listening



1. Listen to the instructions and name the picture.



2. Look at the picture and find the eggs. Make up sentences. Write.



in front of
under
next to
inside
behind

There's an egg _____ the _____.

3. Look and say.

— How many eggs did you find?

— Five.

— Where did you find them?

— In my bedroom.

5/bedroom

3/kitchen

8/bathroom



4. Work in groups. Play a miming game.

Hop like a bunny.

Spin like an egg.



Paint an egg.

Hide eggs.

Run like a chick.



Reading



1. Listen and repeat the words.
Read the text and choose the best title.

- a) An Old Tradition
b) An Easter Basket
c) Colours for Eggs



Easter basket



Easter eggs



Easter bread



onion peels



beetroot



wax

People decorated eggs in Ukraine long ago. At Easter they did it in a special way. They called these eggs pysanky. Now the Ukrainians make pysanky every Easter. They draw different pictures, wax and dye eggs. People use plants and leaves to make dye colours for pysanky. The most favourite natural dyes are onion peels and beetroot for reds and pinks.

2. Choose the correct variant.

1. Painting eggs is an *old* / *new* tradition.
2. The Ukrainians *can* / *cannot* dye eggs.
3. People usually draw different pictures on *Easter eggs* / *Easter baskets*.
4. The Ukrainians like to dye eggs in onion *flowers* / *peels*.

3. Read the text of exercise 1 again and speak about an old Ukrainian tradition.


4. Ask and answer.

1. Do you like Easter?
2. Can you make Easter baskets?
3. Did you dye or paint eggs last Easter?
4. Did you play an Easter egg hunt with your friends or family?



Writing

Complete the letter.



Dear Easter Bunny,

My name's _____ and I'm _____ years old. This year I'm in year _____ and my favourite lesson is _____.

Right now my favourite things to do are _____, _____, _____.

I'm so happy that you hide eggs in my backyard every year. I found them all yesterday! I really liked those _____ that you brought me. Thank you!

Love,

Speaking

Pick an egg and do the task.

1. Speak about your favourite book character.
2. Speak about your favourite cartoon character.
3. Say what you gave your mum on Mother's Day.
4. Tell your friend how you had fun on Easter Day.
5. Sing your favourite song.
6. Say what you usually do on different holidays.



Let's Sing!

 1. Listen and sing.


The Bunny Hokey



You put your bunny **ears** in.
 You put your bunny **ears** out.
 You put your bunny **ears** in and
 You shake them all about.
 You do the Bunny Pokey and
 You hop yourself around.
 That's what it's all about!




You put your bunny **nose** in.
 You put your bunny **nose** out.
 You put your bunny **nose** in
 And you shake it all about.
 You do the Bunny Pokey and
 You hop yourself around.
 That's what it's all about!

 2. Change the highlighted word. Sing and do the actions.

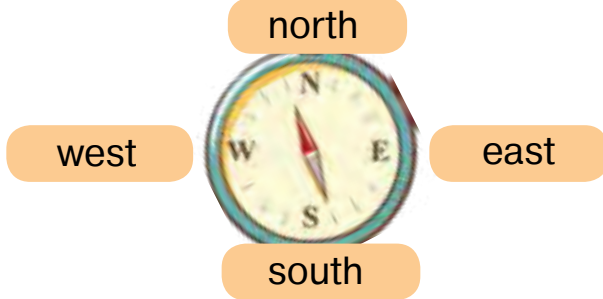

Project

 1. Work in groups. Make an Easter pop-up card.

1. Draw pictures.
2. Colour.
3. Cut out.
4. Glue.

 2. Present your cards to other groups.


1. Listen and repeat.



by bus

by car

2. Listen and read.

1



We're going to Lutsk tomorrow.

Where is it?

It's in the north of our country.

2



Hooray! Are we going by car?

No, we are going to take a bus.

Great!

3



What are we going to see there?

I think, the Lubart's Castle.

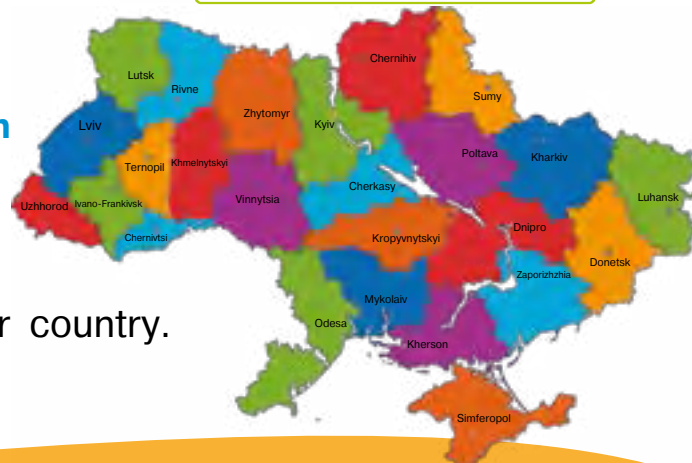
4



I'm so glad. I'm going to tell Candy this wonderful news.

3. Look at the map and talk with a friend.

- We're going to _____.
- Where is it?
- It's in the _____ of our country.





1. Listen and sing.

Where are you going?
Where are you going?
Where are you going?
Tell me, please.



I'm going to the shop.
I'm going to the park.
I'm going to the cinema.
When it's not very dark.



2. Grammar Focus.

Be going to

I'm going to play.	I'm not going to play.	Are you going to play?
He's going to run.	He isn't going to run.	Is he going to run?
She's going to jump.	She isn't going to jump.	Is she going to jump?
It's going to be fun.	It isn't going to be fun.	Is it going to be fun?
We're going to study.	We aren't going to study.	Are we going to study?
You're going to read.	You aren't going to read.	Are you going to read?
They're going to win.	They aren't going to win.	Are they going to win?


3. Work in small groups. Ask and answer.

Why have you got an apple?

I'm going to eat it.

I'm going to give it to my teacher.

I'm going to cook it.





1. Listen and repeat.



city



town



church



field



farmhouse



2. Listen, read and choose the correct picture.



- I live in the city where the streets are long.
People live in block of flats new and tall.
- I live in the country with gardens and fields.
People live in the farmhouses nice and small.
- I live in the town with a tiny church.
People live in the cottages, houses and flats.



3. Look and say. Write.

Is he/she going to ... ?

	live in a new city	travel by bus	buy a new farmhouse	walk in the field	see the church
Amala	✓	✗	✓	✓	✓
Lucas	✗	✓	✗	✗	✗





1. Listen and find the places on the map.

The United Kingdom of Great Britain and Northern Ireland



1 — London, England



2 — Cardiff, Wales



3 — Edinburgh, Scotland



4 — Belfast, Northern Ireland



2. Listen and read. Change the highlighted words. Use the words from exercise 1.

- Let's go to the UK.
- Where in the UK?
- To **Edinburgh**, the capital of **Scotland**.
- Ok.

3. Talk with a friend. Ask and answer.

- I'm going to _____.
- What are you going to do there?
- I'm going to _____.



take pictures

go to the park

play football

see friends

speak English

go to the cinema





1. Listen and read. Change the highlighted words and talk with a friend.

- I'm hungry. Let's have something to eat.
- OK. We're going to **McDonald's**.
- Hurray! What are we going to take?
- **A Happy Meal**.



- Chocolate Café / hot chocolate, cakes
- Puzata Khata Café / potatoes, borsch, varenyky
- Mr Grill Café / hotdogs, burgers


2. Arrange in the logical order. Act out.



1. — Good afternoon. How are you?
- Yes. Here you are.
- I'm fine, thank you. Can I have a menu, please?

2. — What would you like to have?
- Are you ready to order?
- I want a hamburger and a glass of juice.
- Yes, I am.

3. Ask your parents and grandparents what they like or dislike eating in the café. Then report.



Lesson 6

Travelling

Listening

1. Listen and repeat.



1 red rose



2 shamrock



3 daffodil



4 thistle



5 sunflower



6 field flowers



7 snowball tree

2. Listen and write the names.



Hi. I'm _____



Hi. I'm _____

3. Listen again and tick (✓) the correct answer.

	Ukraine	England	Scotland	Wales
red rose				
shamrock				
snowball tree				
thistle				
sunflower				
daffodil				
field flowers				

4. Work in pairs. Ask and answer.

- What is the symbol of _____?
- It's _____.



1. Read and complete the letter with *am, is or are*.

New message _ □ ×

To _____

Subject _____


Dear Anton,

Thank you for your letter. I am Andy. I _____ from Scotland. The capital of Scotland _____ Edinburgh. It _____ a beautiful city. There _____ an old castle in it.

I live in a small village with my granny. It _____ in the mountains. There _____ a green garden with white, red, yellow and blue flowers next to my granny's house. There _____ green fields and a blue lake near the village, but I cannot swim in the lake because the water _____ very cold.

I think Ukraine _____ a beautiful country. So, I _____ going to visit you next summer.

Your pen friend,
Andy



Send 🗑️ 🗑️ 🗑️

2. Listen and check.

3. Tick (✓) or cross (×).

1. Andy wrote a letter to Anton.....
- Anton wrote a letter to Andy.....
2. Edinburgh is the capital of Scotland.....
- Oxford is the capital of Great Britain.....
3. His granny lives in the city.....
- His granny lives in the village.....
4. He's going to visit Ukraine.....
- He's going to visit Scotland.....









Writing

Write your café review.

MY CAFÉ REVIEW		
Date		My Review
Name of the place		
Who was with me		
What we ate		
What we drank		

Speaking

Throw a dice and speak.

	1. Name the countries of the UK.
	2. Say what interesting things about the UK you learned.
	3. Tell your classmates two things you are going to do on Sunday.
	4. Talk about Ukraine and Kyiv.
	5. Name your favourite kind of transport.
	6. Say when you are going to travel and what things you are going to see.



Find and circle the words in the word search. Label the pictures.



TRAVEL

	q	r	e	y	t	u	i	l	g	v	
	e	a	s	b	n	m	h	b	a	b	
	n	b	f	p	t	r	n	o	t	r	
	q	d	w	l	r	a	w	a	o	m	
	h	t	r	a	i	n	d	t	c	y	
	k	l	c	n	l	x	s	l	j	o	
	b	i	k	e	a	k	l	h	b	s	
	u	l	f	a	v	z	s	c	q	f	
	s	f	g	h	m	n	r	a	h	g	
	h	s	c	o	o	t	e	r	e	w	

walk
scooter
bike
bus

plane
train
car
boat





Let's Sing!



1. Listen and sing.

How can we get to London?
How can we get to Rome?
So many kinds of transport.
So many ways to go.

We can go by train
Along a railway.
We can take a bus —
It's good for us.
We can ride a bike
It's something all kids like.

We can drive a car —
No matter how far.
We can fly a plane,
As fast as hurricane.



2. Name the kinds of transport you can travel by.




Project



1. Work in groups. Make a country fact file.

- Choose a country you are going to visit.
- Search for interesting facts about the country:
 - location;
 - capital;
 - flag;
 - places to visit;
 - language;
 - people;
 - dishes.
- Make a poster.

2. Present your fact file to other groups.



Read. Choose the correct answer.

1. Kelly's aunt can cook well. She is a

(A)



(B)



(C)



2. Amy has got a pet. Her pet is very slow. It's a

(A)



(B)



(C)



3. Zoriana has got She can write new words on them.

(A)



(B)



(C)



4. Mia has lunch in the school

(A)



(B)



(C)



5. Tom lives on the thirty-fifth floor.
He lives in the

(A)



(B)



(C)



6. Andy is a winner. He's got a

(A)



(B)



(C)



7. These animals live in the jungle. They are


(A)



(B)



(C)



8. Emily has got a headache. She is going to the

(A)



(B)



(C)



Choose the correct variant.

Verbs 'to be' / 'to have'	Present Simple / Present Continuous / Past Simple
1. Artem are from Ukraine. is have 	1. Does Mia play basketball now? Is playing Did play 
2. Sam have got a pet dog. had has 	2. They are watching cartoons now. watch watches 
3. There are five rooms in is have this cottage. 	3. My sister listens to music now. listened is listening 
4. Have there a balcony in Is Are this flat? 	4. Lucas ride a scooter rides is riding on Sundays. 
5. Sally isn't at the zoo hasn't wasn't last Saturday. 	5. Where is mum? She cooks in the kitchen. cooked is cooking 
6. We weren't five lessons aren't didn't have yesterday. 	6. Uncle Tom doesn't drive his car didn't drive isn't driving 
7. The Smiths are going to have were travel in summer.	7. Did Annie help her mum Is helping Does help yesterday? 
8. Was they going to Are Had Amala's party today? 	8. Does she visit her grandma Did visiting Is visit every Saturday? 

1. Listen and choose the picture to illustrate the story.



2. Listen again and choose the correct word.

1. Mole was tired of *cleaning* / *running*.
2. Mole sat down to look at the *rat* / *river*.
3. Rat helped Mole to get in his *house* / *boat*.
4. Mole and Rat had a *trip* / *walk*.

3. Listen again and tick (✓) the correct box.

Who said?	Mole	Rat
"This is great!"		
"I'm going on a trip down the river today."		
"Let's go!"		
"It's my world, and I like to live here."		

4. Answer the questions.

1. What did Mole do in the house?
2. What was the weather like that day?
3. Where did Mole go at first?
4. Did Mole like running in the fields more than cleaning the house?
5. Where did Rat live?
6. What did Rat like to do most of all?

1. Read and choose the best title.



- a) In the Jungle
- b) Mowgli and His Friends
- c) Bagheera and the Jungle Animals



Bagheera the panther found a man-baby in the jungle. Bagheera carried the boy to his friends, the wolves. The wolves loved the baby and they named the boy Mowgli.

Mowgli quickly learned to run, jump, climb the trees and look for food. Bagheera the panther was always nearby. He was ready to protect little Mowgli. Baloo the bear and the elephants became his true friends.



There were many monkeys in the jungle. Once they took Mowgli to the ruins¹ of an old castle. They brought him to their leader. "Tell me the secret of Man's red fire!" King

Louie said. But Mowgli didn't know how to make fire. He could not tell the king the secret.

Luckily, Baloo and Bagheera came and saved Mowgli.



2. Complete the sentences.

1. Mowgli grew in the _____ family.
2. Mowgli could _____ and _____ very quickly.
3. The boy has many _____.
4. _____ wanted to know about the fire.
5. _____ and _____ always protected Mowgli.

3. Answer the questions.

1. Who found the baby boy in the jungle?
2. Where did Mowgli grow?
3. Why was Bagheera always near the boy?
4. Who saved Mowgli one day?

¹ruins — руїни

Throw a dice. Move and answer the questions.

START

What's your favourite book?

Where is your pen friend from?

What's your favourite school subject?

What's your teacher's name?

How old are you?

Have you got a pet?

What's your favourite animal?

Do you like music?

Where are you going to travel in summer?

Go back 3 spaces

Count from 21 to 67.

Do you have many friends?

How are you today?

What's your favourite day of the week?

Go back 2 spaces

Did you play any games yesterday?

Ask a question to your friend.

Do you like any sports?

What's your favourite food?


Sing a song in English.

FINISH


The Ants' Mushroom

after Anatolii Hryhoruk

Once there was Anti the Ant. He lived in the forest with his big family. All the ants were always busy. They worked all day and all night. They made their house of sticks and grass.



One morning Anti went out to look for food. The day was cloudy and the grass was wet after the rain. Anti slipped¹, fell² down and hurt his leg. Suddenly he saw a big mushroom near his feet.



¹ slip — поскокзнутися

² fall — fell — впасти

“Oh, this mushroom can make a good dinner for my family, but it’s very thick and heavy¹. I cannot carry it to my house.”



Just then he saw Peter the Beetle. “Can you help me carry the mushroom, Peter?”

“Of course. Let’s try.”

We are friends.
Come along!
All together,
We are strong.

Anti the Ant and Peter the Beetle couldn’t lift² the mushroom. “Call³ your family, Anti”, Peter said.

¹ heavy — важкий

² lift — підняти

³ call — кликати



The ants came very quickly to help Anti and Peter. “One, two, three! We’re so little! It’s too heavy for us!”



“Let’s try again”, said Anti.
We are the family.
Come along!
All together,
We are strong.

The ants tried again and again and at last they lifted the mushroom and took it home. How happy they were to have a tasty mushroom soup in the evening!



A Fairy Tale

Activites

1. What's in the pictures? Name the words.



2. Choose the best answer.

1. What was the weather like that day?

- A. Sunny
- B. Rainy
- C. Grey

2. Who helped Anti the Ant?

- A. The ants
- B. The beetles
- C. The frogs

3. What did Anti the Ant see in the forest one day?

- A. A tree
- B. A mushroom
- C. A flower



3. Complete the sentences.

1. Anti the Ant lived in the _____.
2. Every day Anti looked for _____.
3. Anti and Peter couldn't lift the _____.
4. The ants took the mushroom _____.
5. In the evening they cooked a tasty _____.

4. Answer the questions.

1. What did Anti the Ant do one day?
2. Why couldn't he carry the mushroom?
3. What happened to the mushroom?

5. Discuss.

1. Have you got a big family?
2. How many friends have you got?
3. Do you often help each other?












PICTURE DICTIONARY

UNIT 1 All About Me				
		village	India	
		hopscotch/nondi	bell	ring
inside	hurry up	car mechanic	nurse	actress
taxi driver	programmer	manager	policeman	artist
UNIT 2 School Life				
bookmark	sticky notes	flash drive	paper clip	
highlighter	scissors	break	keep clean	
lose	text	throw rubbish	noise	

			
pick up	drop	be quiet	schoolyard
			
cafeteria	have a snack	smell	special assembly

UNIT 3 My Home







			
build	floor	ground floor	first floor
			
cottage	hut	villa	block of flats
			
skyscraper	castle		

fireplace
photo
carpet



shelf
clock
sofa
cushion
plant













UNIT 4 Sports and Health

























			
football	volleyball	basketball	table tennis
	coach 	kick a ball fans 	
badminton	tracksuit sneakers	score a goal	cough
			
sneeze	temperature	runny nose	baseball
			
cricket	bat	team	competition






















UNIT 5 New Year and Christmas

			
busy	handmade	send	remember

UNIT 6 Our Wonderful World

			
			
			hill
			
			mountain
			
stream	wide	deep	high
			
low	recycle	keep clean	save the planet
			
pollute water	pick up litter	plant a tree	water the plants
			
make a bird house	orangutan	thick	tall












			
ranger	coconut	jungle	rain
			
climb	island	travel	sail
			
Hoverla	the Carpathian Mountains	the Dnieper River	the Snake Island
UNIT 7 Shops and Shopping			
			
bookshop	grocery	mall	market
			
pet shop	pharmacy	customer	pack shop assistant
			
a packet of biscuits	a bottle of lemonade	a box of chocolates	a carton of juice

			
trolley	shopping bag	banknote	coin
			
dollar	euro	pound	hryvnia
UNIT 8 Free Time			
			
weekend	lemur	feeding time	street
			
parade	concert	fireworks	the Natural History Museum
			
model of a dinosaur	guide	centre escalator	outside party
			
inside party	eat noodles	make a wish	pull on the ears

UNIT 9 Happy Hours

			
Easter egg hunt	paint eggs	dye eggs	find — found
			
hide — hid	Easter bread	Easter basket	Easter eggs
			
onion peels	wax	beetroot	fancy card

UNIT 10 Travelling

					
north	south	east	west	by bus	by car
					
city	town	church		field	
					
farmhouse	field flowers	snowball tree		sunflower	

У підручнику використані такі інтернет-джерела:

- <https://www.freepik.com>
- <http://uk.wikipedia.org>
- <https://en.wikipedia.org/wiki>
- https://sport.24tv.ua/shhe_odna_medal_ukrayini_legkoatletku_rosiyi_vidstonili_nayyaskravishi_podiyi_8_dnya_u_rio_n715265
- <https://www.britannica.com/place/Ukraine>

Відомості про стан підручника

№	Прізвище та ім'я учня/учениці	Навчальний рік	Стан підручника	
			на початку року	в кінці року
1				
2				
3				
4				
5				

Навчальне видання

БУДНА Тетяна Богданівна

АНГЛІЙСЬКА МОВА

ENGLISH

Підручник для 4 класу

закладів загальної середньої освіти (з аудіосупроводом)

Рекомендовано Міністерством освіти і науки України

Видано за рахунок державних коштів.

Продаж заборонено

Підручник відповідає Державним санітарним нормам і правилам
«Гігієнічні вимоги до друкованої продукції для дітей»

Головний редактор *Богдан Будний*

Редакторка *Ольга Безкаптурна*

Художники *Вікторія Дунаєва, Любомир Бейгер*

Музика *Володимира Островського*

Обкладинка *Ростислава Крамара*

Художній редактор *Ростислав Крамар*

Технічна редакторка *Неля Домарецька*

Комп'ютерна верстка *Нелі Домарецької*

Підписано до друку 30.03.2021. Формат 84x108/16. Папір офсетний. Гарнітура Pragmatica.

Друк офсетний. Умовн. друк. арк. 12,60. Умовн. фарбо-відб. 50,40. Обл.-вид. ар. 15,86.

Тираж 24 596 пр. Зам. 038/04.

Видавництво «Навчальна книга – Богдан»

Свідоцтво про внесення суб'єкта видавничої справи до Державного реєстру
видавців, виготівників і розповсюджувачів видавничої продукції

ДК №4221 від 07.12.2011 р.

Навчальна книга – Богдан, просп. С. Бандери, 34а, м. Тернопіль, 46002

тел./факс (0352) 52-06-07; 52-05-48

office@bohdan-books.com www.bohdan-books.com

Надруковано на ПП «Юнісофт», вул. Морозова, 136, м. Харків, 61036

Свідоцтво серія ДК №3461 від 14.04.2009 р.

So Much You Can Do... To Take Care of YOU!



Wash Your Hands



Drink Water



Brush Your Teeth



Get Rest



Move Your Body



Eat Healthy Food



Keep Clean



Wear Clean Clothes

About My Day

Today's Date: _____

My Mood

★ 😊

★ 😞

★ 😐

★ 😡

★ 😮

★ 😞

🎱

Today's Weather

☀️ ☁️ ☔️ 🌸

Something I learned today: _____

3 things that made me happy today

1. _____
2. _____
3. _____

3 things that I am grateful for today

1. _____
2. _____
3. _____